



US00D453204S

(12) **United States Design Patent**
Haldenby

(10) **Patent No.:** **US D453,204 S**

(45) **Date of Patent:** **** Jan. 29, 2002**

(54) **FIGURE SKATE GUARD**

4,382,616 A 5/1983 Olivieri 280/825
D316,585 S 4/1991 Skedaleski et al. D21/776
D404,895 S 2/1999 Rosato D21/772

(76) Inventor: **George Arthur Haldenby**, 1938
Avenue Road, Brights Grove, Ont.
(CA), N0N 1C0

Primary Examiner—Sandra L. Morris
(74) *Attorney, Agent, or Firm*—Riches, McKenzie &
Herbert LLP

(**) Term: **14 Years**

(57) **CLAIM**

(21) Appl. No.: **29/126,567**

I claim the ornamental design for a figure skate guard, as shown and described.

(22) Filed: **Jul. 20, 2000**

Related U.S. Application Data

DESCRIPTION

(63) Continuation-in-part of application No. 29/105,728, filed on May 28, 1999, now abandoned.

FIG. 1 is a first side elevational view of a figure skate guard showing my new design, the opposite side elevational view being the mirror image to that shown;

(51) **LOC (7) Cl.** **21-02**

FIG. 2 is a bottom plan view thereof;

(52) **U.S. Cl.** **D21/772**

FIG. 3 is a first end elevational view thereof;

(58) **Field of Search** D21/760-764,

D21/771, 772; 280/841, 11.19, 11.2, 11.22, 11.26, 11.27; 36/69

FIG. 4 is a second end elevational view thereof;

FIG. 5 is a top view of the figure skate guard shown in FIG. 1; and,

(56) **References Cited**

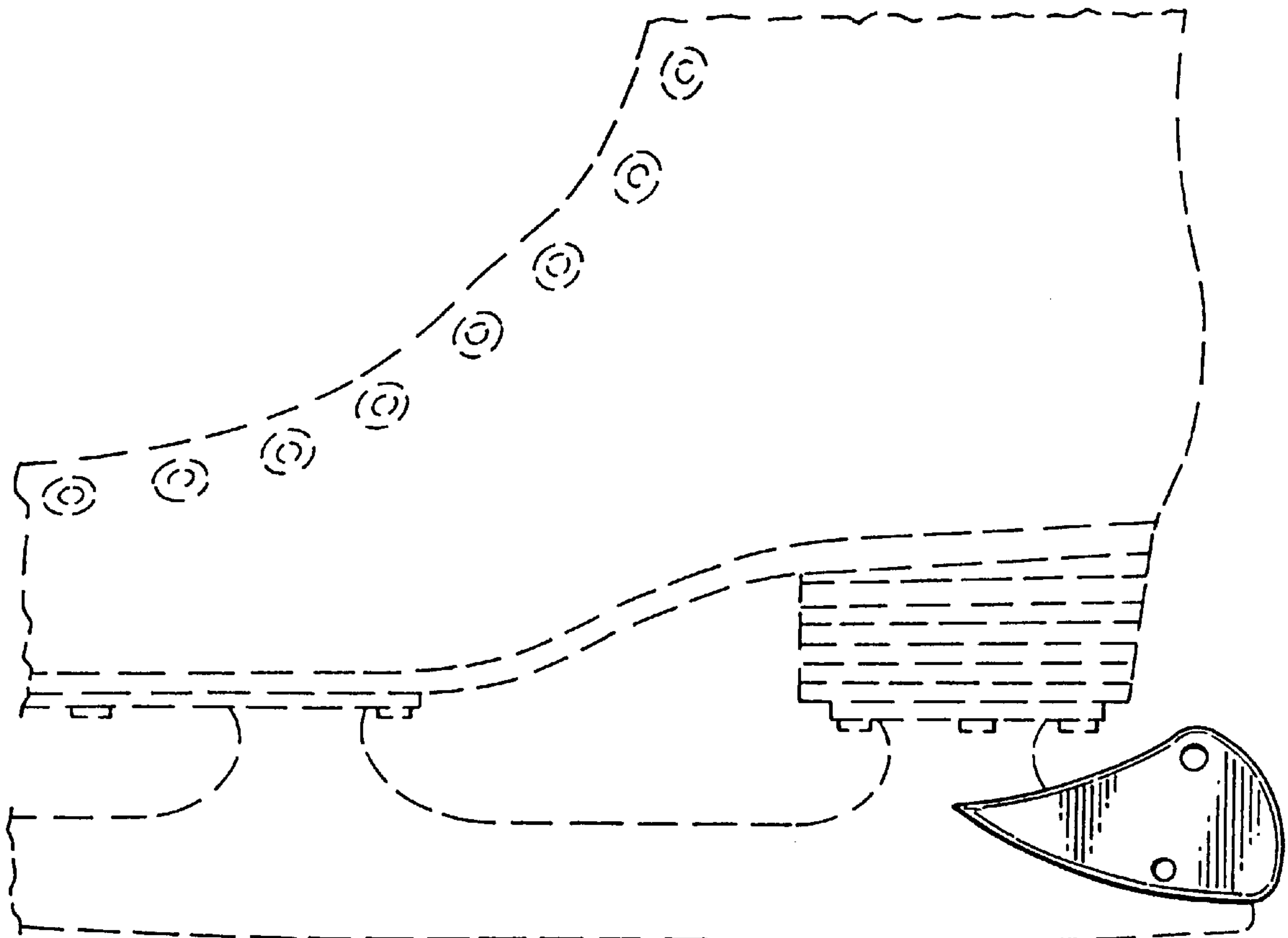
FIG. 6 is a top, side and front elevational view of the figure skate guard shown in FIG. 1.

U.S. PATENT DOCUMENTS

The broken line showing of the figure skate is for illustration purposes only and forms no part of the claimed design.

2,308,251 A 1/1943 Terzi D21/776
2,315,342 A 3/1943 Lieberman D21/776
3,814,453 A 6/1974 Staples 280/11.17

1 Claim, 1 Drawing Sheet



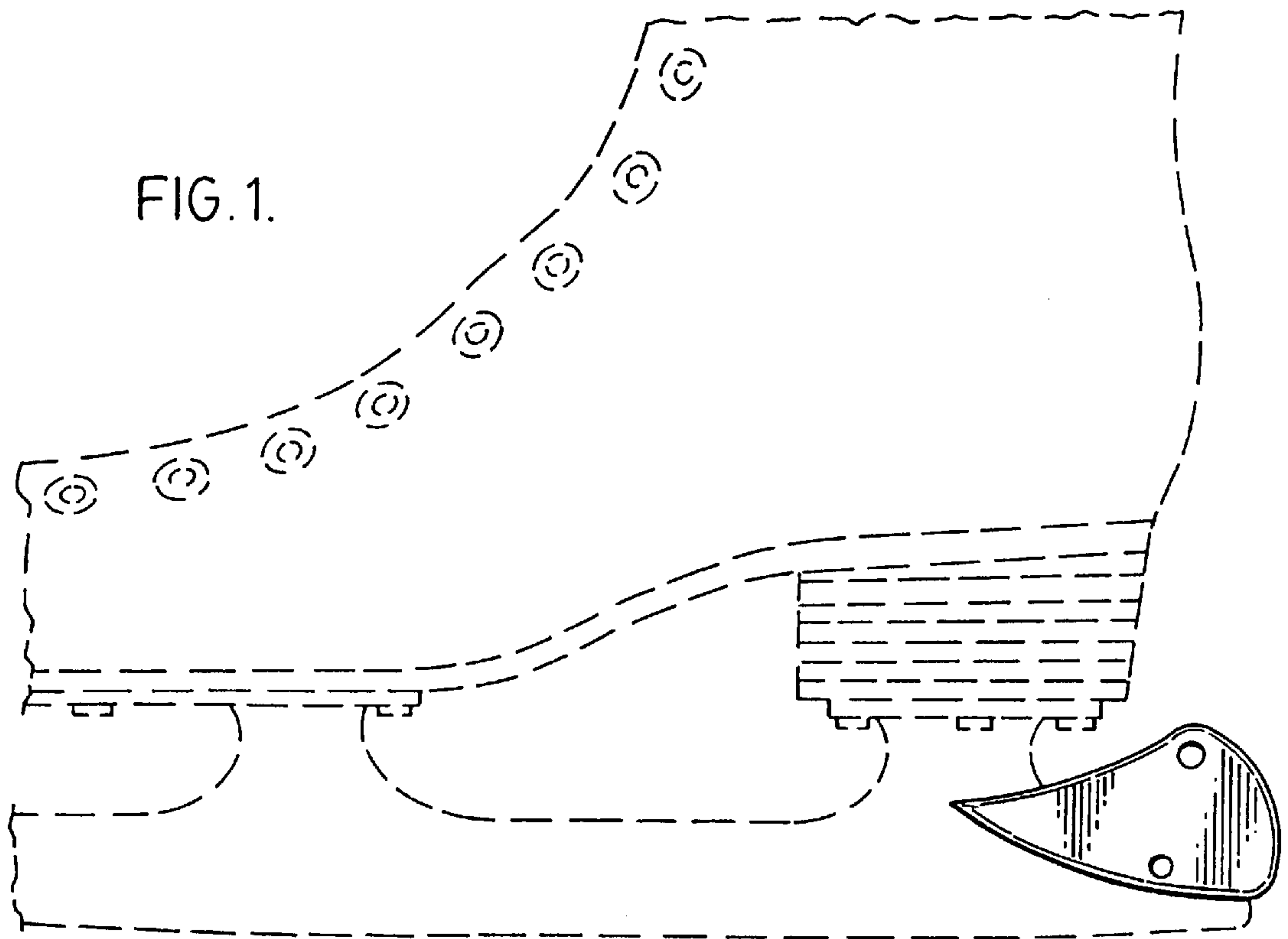


FIG. 2.

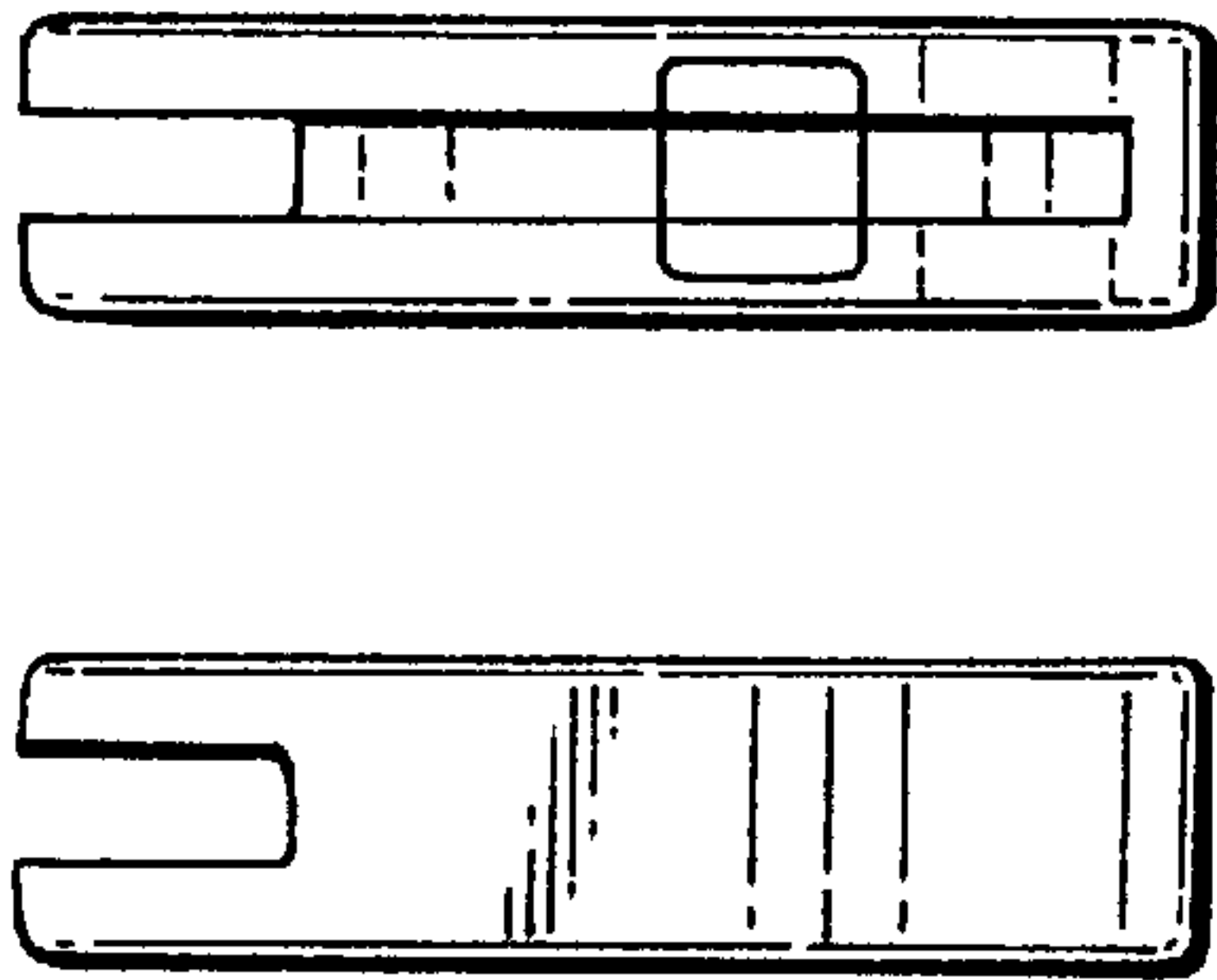


FIG. 3.

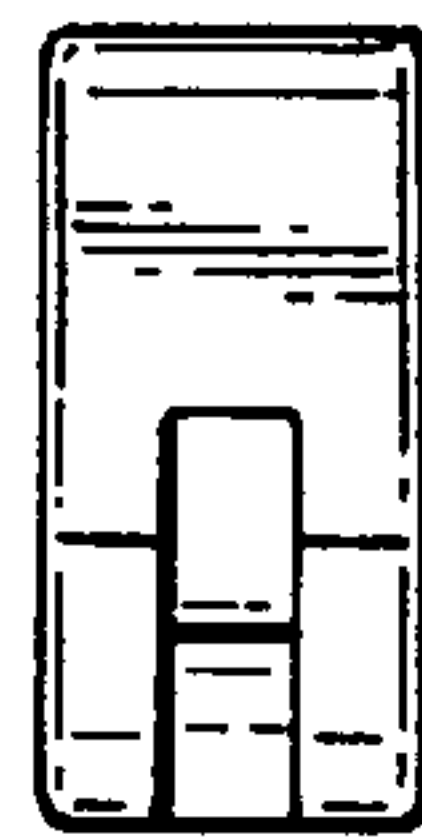


FIG. 4.




FIG. 5.

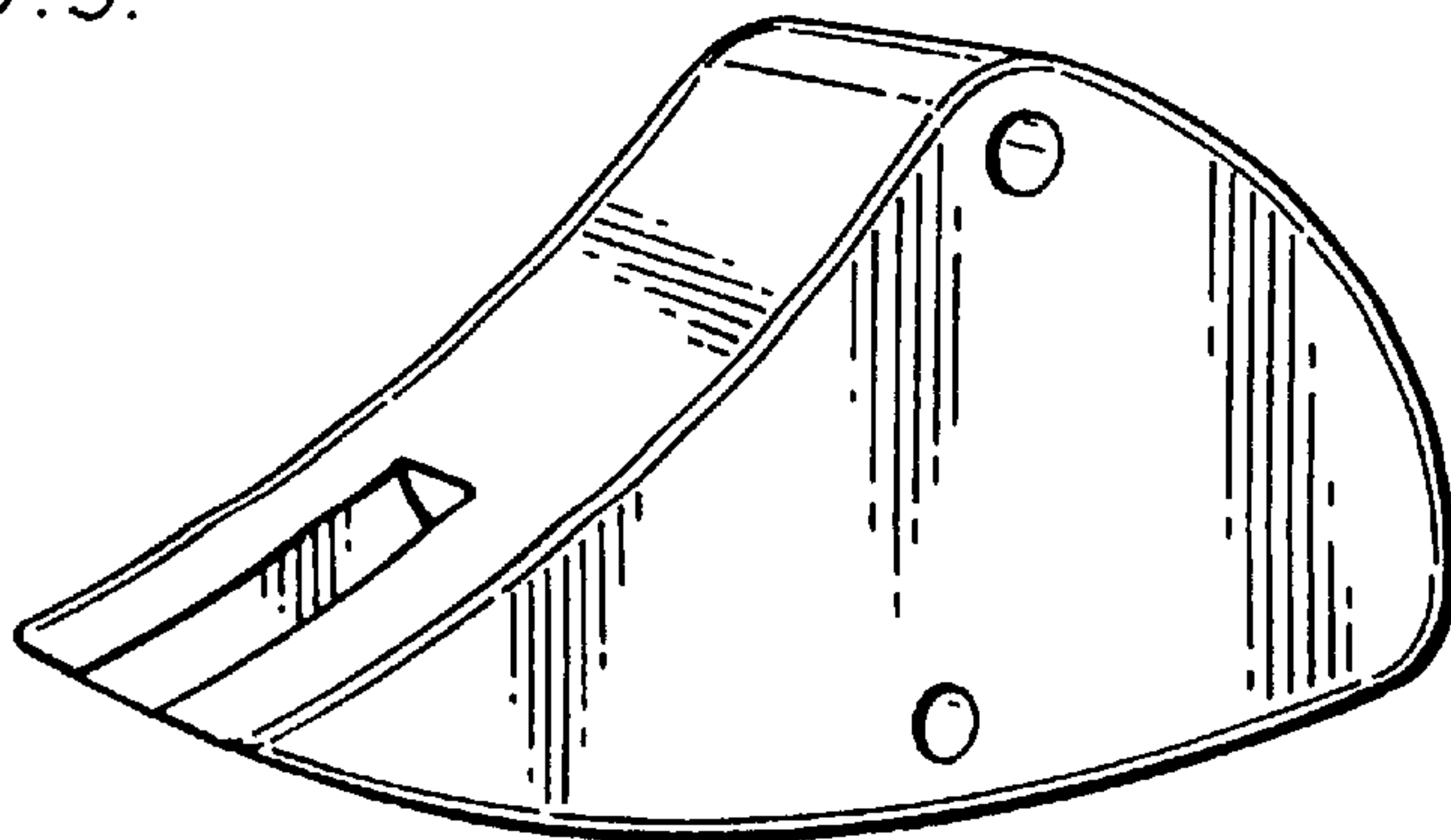


FIG. 6.