



US00D453195S

(12) **United States Design Patent**  
**Chan**

(10) **Patent No.:** **US D453,195 S**

(45) **Date of Patent:** **\*\* Jan. 29, 2002**

(54) **INTERACTIVE ELECTRONIC TOY**

5,893,798 A \* 4/1999 Stambolic et al. .... 463/46  
D433,460 S \* 11/2000 Griffin et al. .... D21/329

(76) Inventor: **Ying Kit Chan**, 13/F, 20 Lee Chung Street, Chai Wan (HK)

\* cited by examiner

(\*\*) Term: **14 Years**

*Primary Examiner*—Prabhakar Deshmukh  
(74) *Attorney, Agent, or Firm*—Cohen, Pontani, Lieberman & Pavane

(21) Appl. No.: **29/115,019**

(22) Filed: **Dec. 3, 1999**

(57) **CLAIM**

(51) **LOC (7) Cl.** ..... **21-01**

The ornamental design for an interactive electronic toy, as shown and described.

(52) **U.S. Cl.** ..... **D21/329**

(58) **Field of Search** ..... D21/324, 329,  
D21/333, 496; 273/148 B; 463/1, 29-35,  
46, 47

**DESCRIPTION**

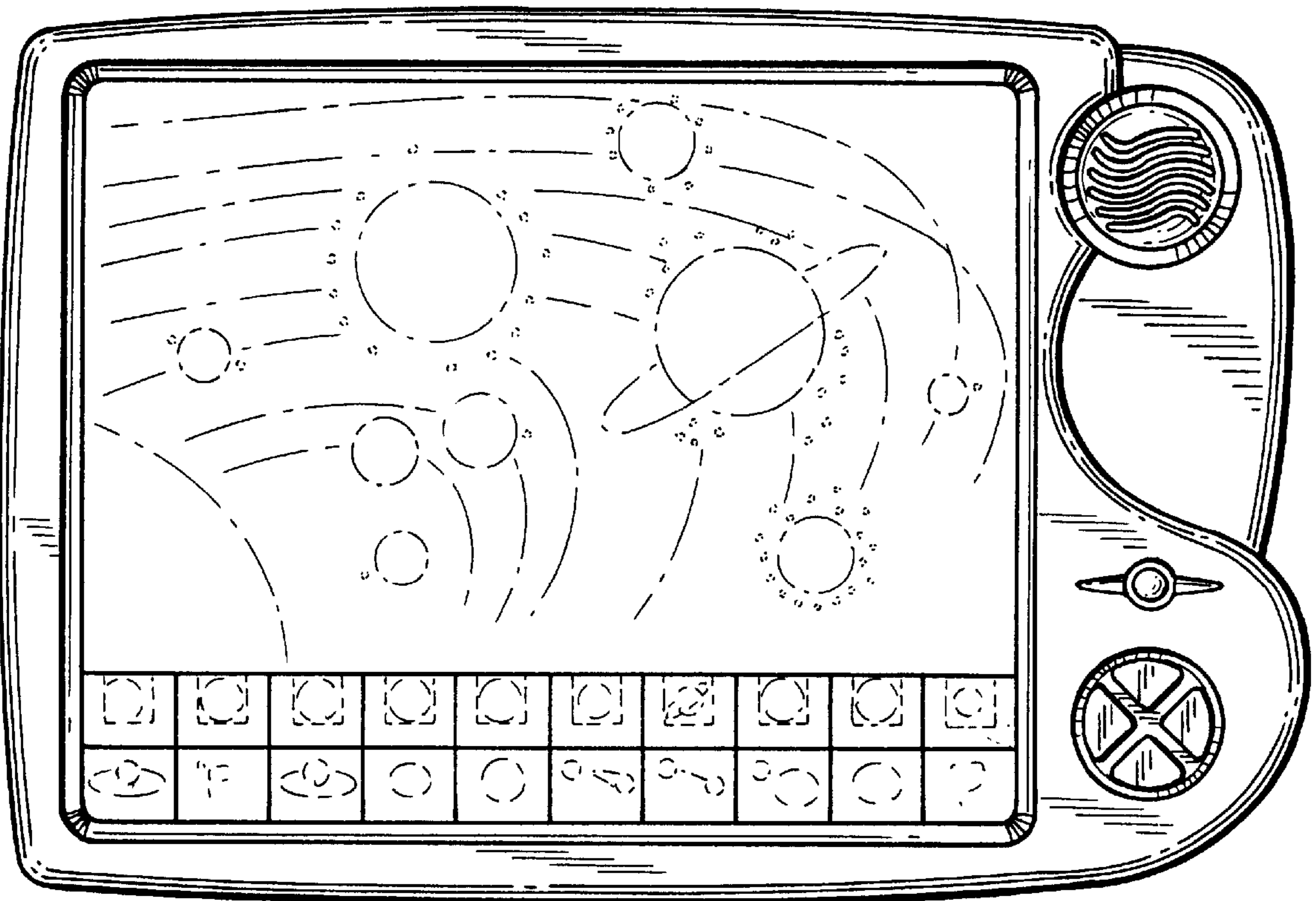
(56) **References Cited**

**U.S. PATENT DOCUMENTS**

5,184,830 A \* 2/1993 Okada et al. .... 463/29  
D347,246 S \* 5/1994 Wen ..... D21/329  
D363,432 S \* 10/1995 Wong ..... D21/329  
D397,369 S \* 8/1998 Rissman ..... D21/329

FIG. 1 is a front elevational view of an interactive electronic toy showing my new design;  
FIG. 2 is a top plan view thereof;  
FIG. 3 is a bottom plan view thereof;  
FIG. 4 is a left side elevational view thereof; and,  
FIG. 5 is a rear elevational view thereof.

**1 Claim, 3 Drawing Sheets**



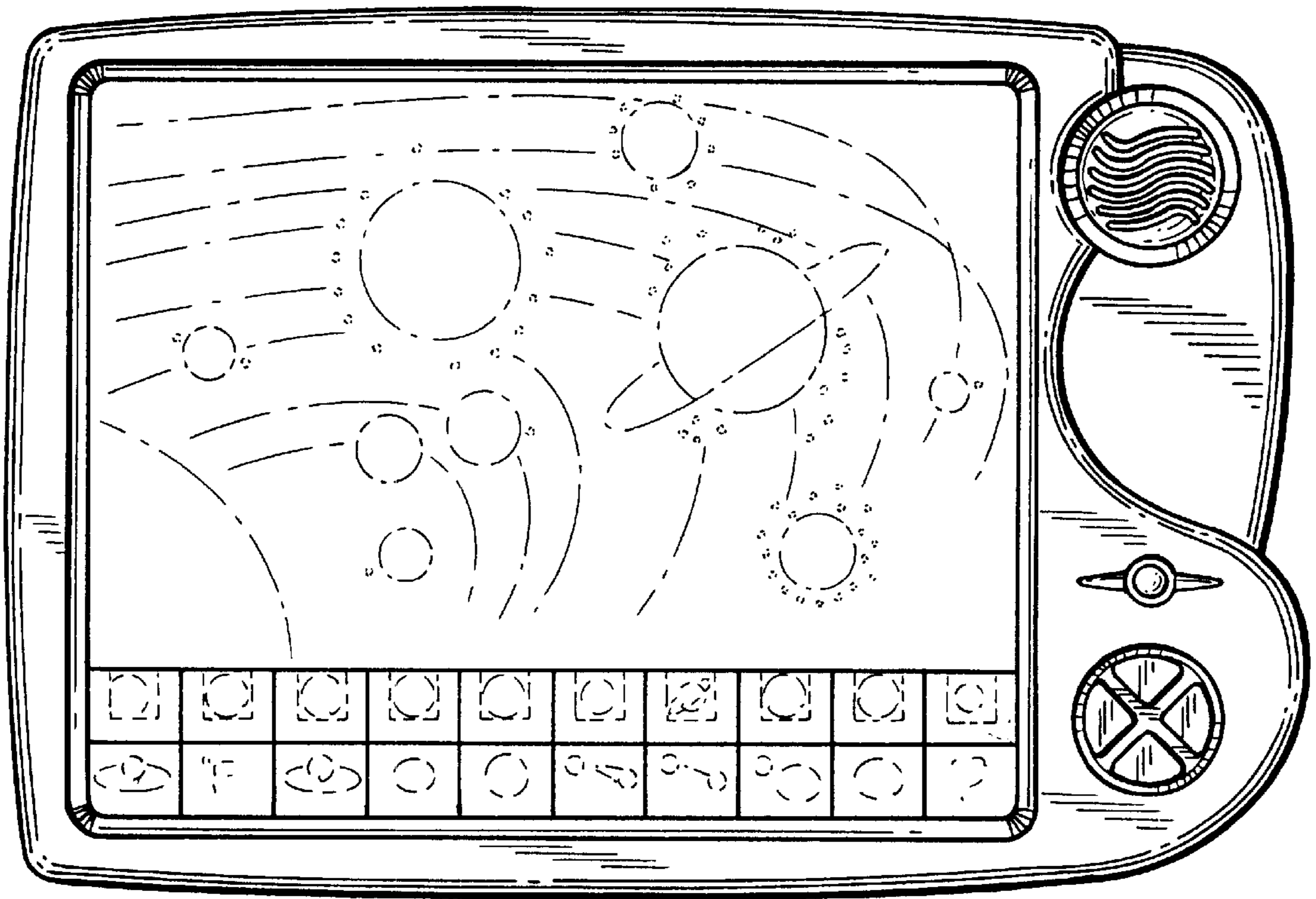


FIG. 1




FIG. 2




FIG. 3



FIG. 4

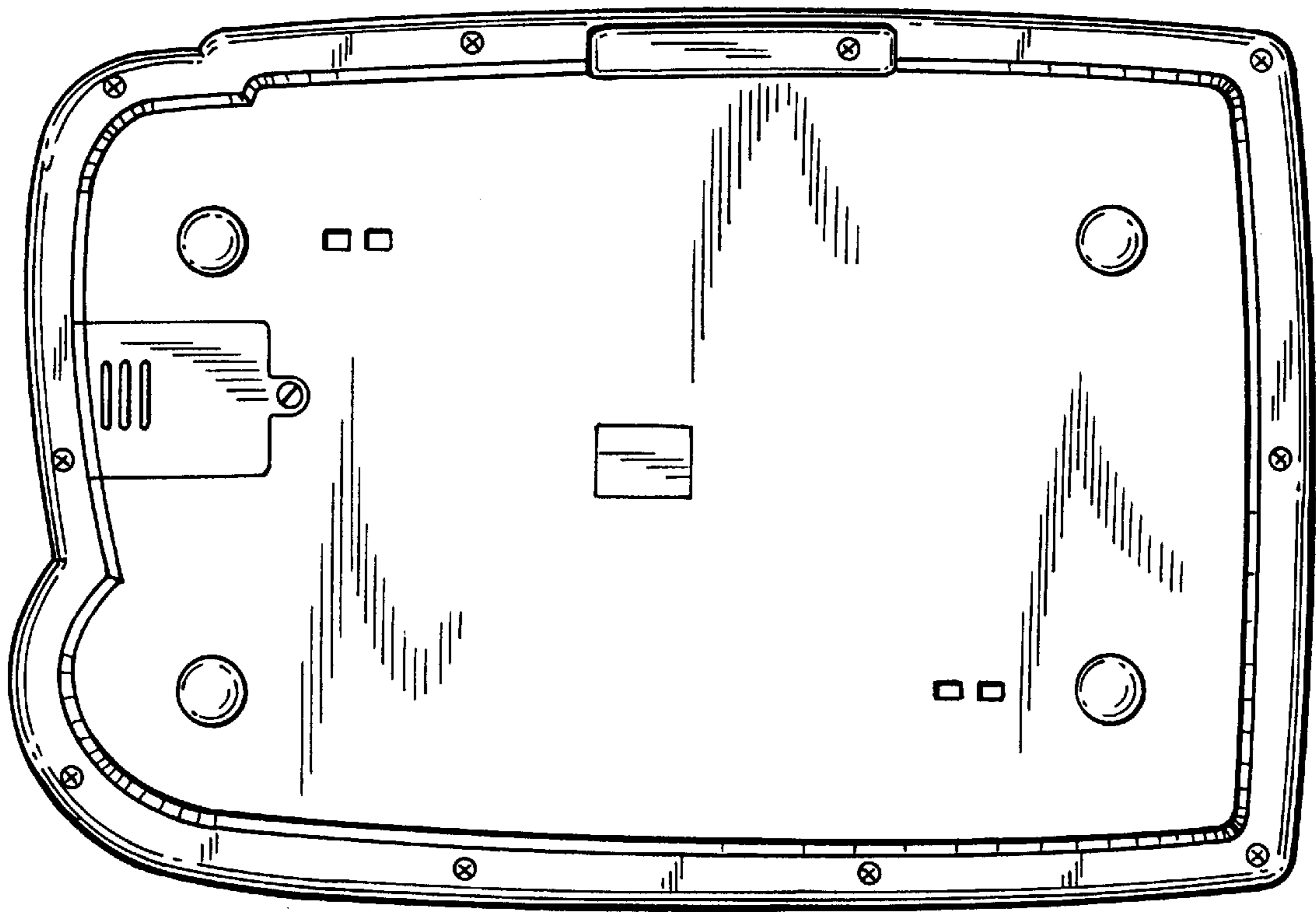


FIG. 5