



US00D453187S

(12) **United States Design Patent**
Keda

(10) **Patent No.:** **US D453,187 S**

(45) **Date of Patent:** **** Jan. 29, 2002**

(54) **WRITING INSTRUMENT**

D430,212 S	8/2000	Keda	D19/57
D430,609 S	9/2000	Keda	D19/57
6,206,595 B1 *	3/2001	Keda	401/6

(75) Inventor: **Tadashi Keda**, Kawagoe (JP)

(73) Assignee: **Kotobuki & Co., Ltd.**, Kyoto (JP)

(**) Term: **14 Years**

* cited by examiner

Primary Examiner—Martie K. Holtje

(74) *Attorney, Agent, or Firm*—McGinn & Gibb, PLLC

(21) Appl. No.: **29/142,482**

(57) **CLAIM**

(22) Filed: **May 29, 2001**

The ornamental design for a writing instrument, as shown and described.

(30) **Foreign Application Priority Data**

Mar. 22, 2001 (JP) 12-012126

DESCRIPTION

(51) **LOC (7) Cl.** **19-06**

FIG. 1 is a front elevational view of a writing instrument according to the present invention;

(52) **U.S. Cl.** **D19/48; D19/55; D19/56**

FIG. 2 is a right side elevational view of the writing instrument of FIG. 1, the left side being a mirror image of the right side;

(58) **Field of Search** D19/35, 36, 41-51,
D19/53-58, 81-85; 401/99, 100-104, 110-117,
209

FIG. 3 is a rear elevational view of the writing instrument of FIG. 1;

(56) **References Cited**

FIG. 4 is a top plan view of the writing instrument of FIG. 1;

U.S. PATENT DOCUMENTS

D402,693 S	*	12/1998	Sunaga	D19/48
D408,057 S	*	4/1999	Izushima	D19/48
D410,030 S	*	5/1999	Sunaga	D19/48
D412,014 S	*	7/1999	Izushima	D19/48
D418,163 S	*	12/1999	Rosen	D19/51
D418,871 S	*	1/2000	Keda	D19/48

FIG. 5 is a bottom plan view of the writing instrument of FIG. 1; and,

FIG. 6 is a perspective view of the writing instrument of FIG. 1, with the writing tip being projected.

1 Claim, 2 Drawing Sheets

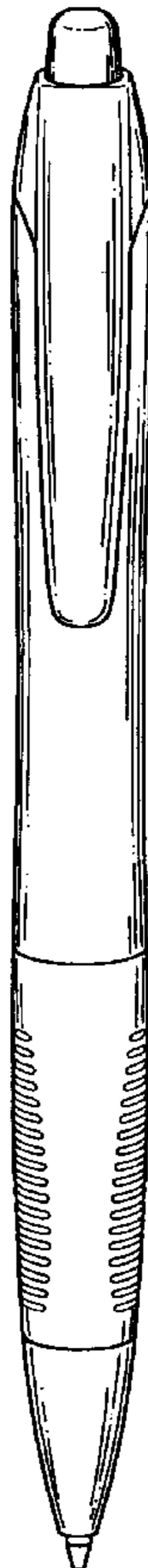


FIG. 2

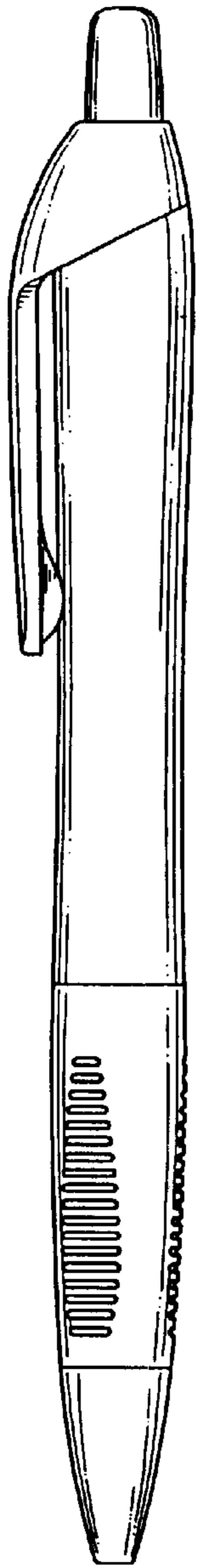


FIG. 1

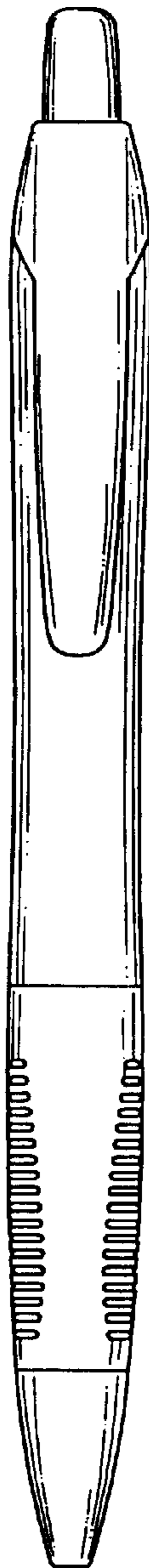


FIG. 3

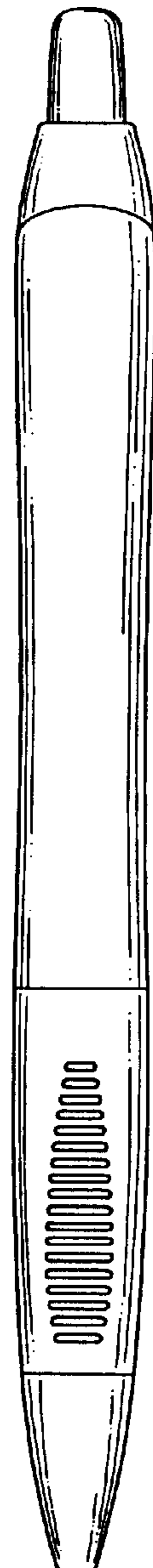


FIG. 6




FIG. 4

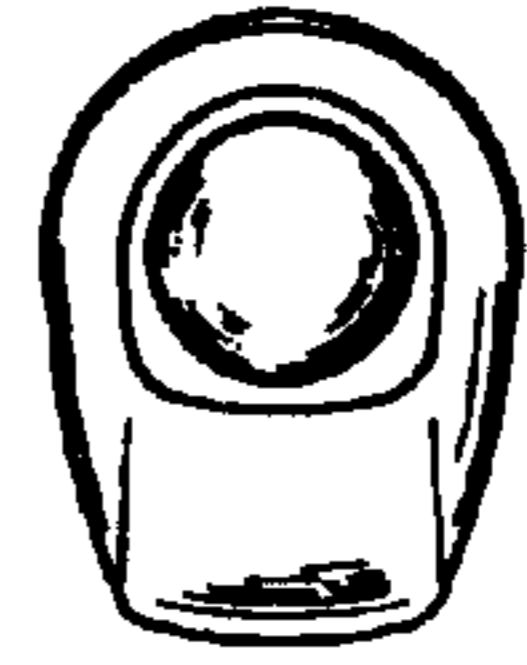


FIG. 5

