



US00D453173S

(12) **United States Design Patent**
Koinuma

(10) **Patent No.:** **US D453,173 S**

(45) **Date of Patent:** **** Jan. 29, 2002**

- (54) **CASING FOR BINOCULARS**
- (75) Inventor: **Masahiro Koinuma**, Saitama (JP)
- (73) Assignee: **Asahi Kogaku Kogyo K.K.**, Tokyo (JP)
- (**) Term: **14 Years**
- (21) Appl. No.: **29/144,079**
- (22) Filed: **Jun. 27, 2001**
- (30) **Foreign Application Priority Data**
Dec. 27, 2000 (JP) 2000-037289
- (51) **LOC (7) Cl.** **16-06**
- (52) **U.S. Cl.** **D16/133**
- (58) **Field of Search** D16/130, 133;
359/407, 408, 409, 410, 411, 412, 417,
418, 421, 422, 425, 426
- (56) **References Cited**
U.S. PATENT DOCUMENTS
3,076,382 A * 2/1963 Dowling et al. 359/412
3,257,901 A * 6/1966 Dowling et al. 359/417
D310,230 S * 8/1990 Huston D16/130
D311,013 S * 10/1990 Wakayama et al. D16/133

- D387,785 S 12/1997 Matsushita
- D395,905 S 7/1998 Hamamura
- 5,896,209 A * 4/1999 Funatsu 359/417
- D409,212 S * 5/1999 Omino D16/133
- D411,214 S * 6/1999 Hamamura D16/133
- D418,849 S * 1/2000 Becker et al. D16/133
- D439,260 S 3/2001 Matsushita

* cited by examiner

Primary Examiner—Paula A. Mortimer
(74) *Attorney, Agent, or Firm*—Sughrue Mion, PLLC

(57) **CLAIM**

The ornamental design for a casing for binoculars, as shown.

DESCRIPTION

FIG. 1 is a perspective view of the top front and left side of a casing for binoculars showing my design; FIG. 2 is a front elevational view thereof; FIG. 3 is a top plan view thereof; FIG. 4 is a bottom plan view thereof; FIG. 5 is a right side elevational view thereof; FIG. 6 is a left side elevational view thereof; and, FIG. 7 is a rear elevational view thereof.

The elements shown in phantom lines do not constitute part of the claimed invention.

1 Claim, 3 Drawing Sheets

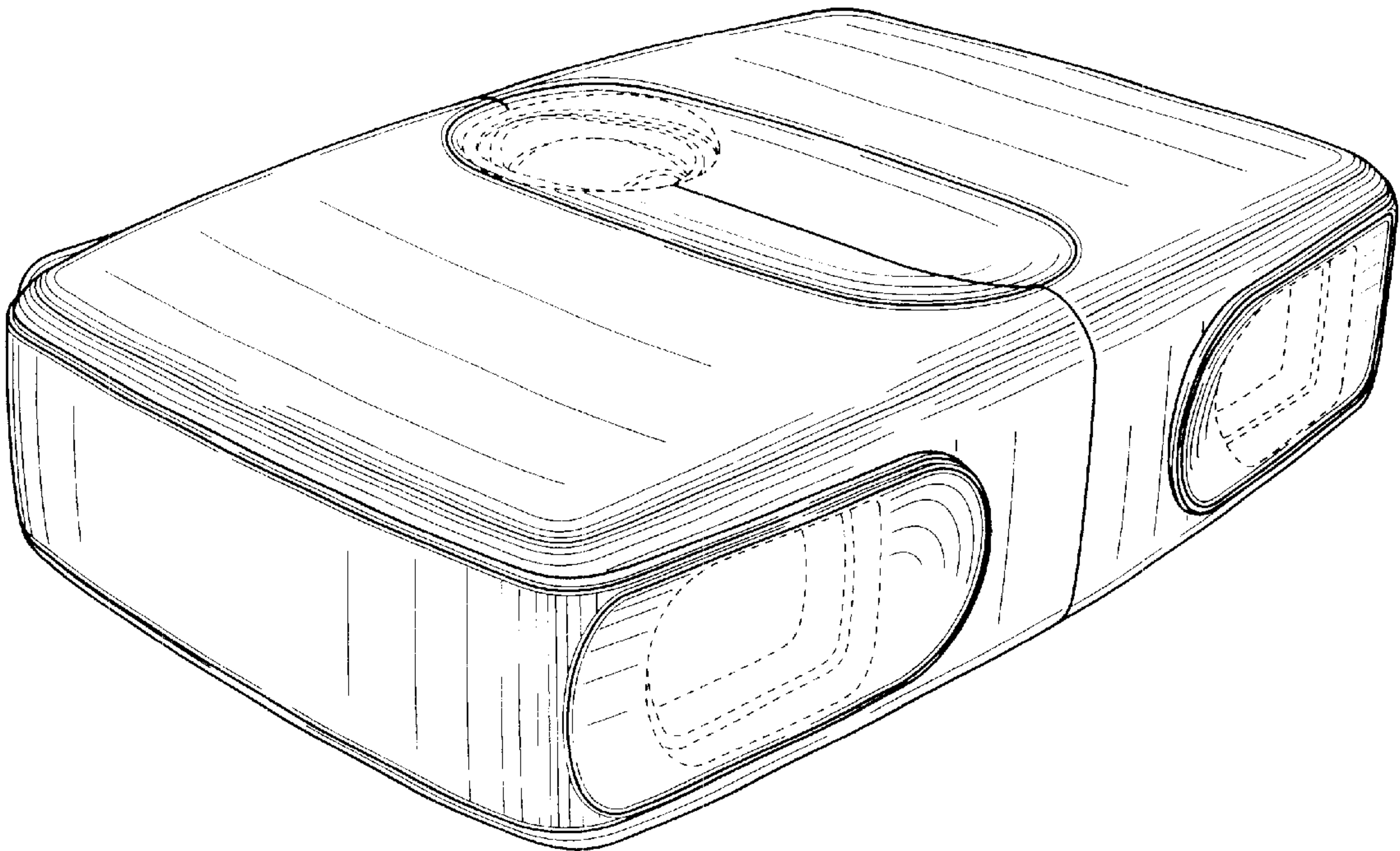


FIG. 1

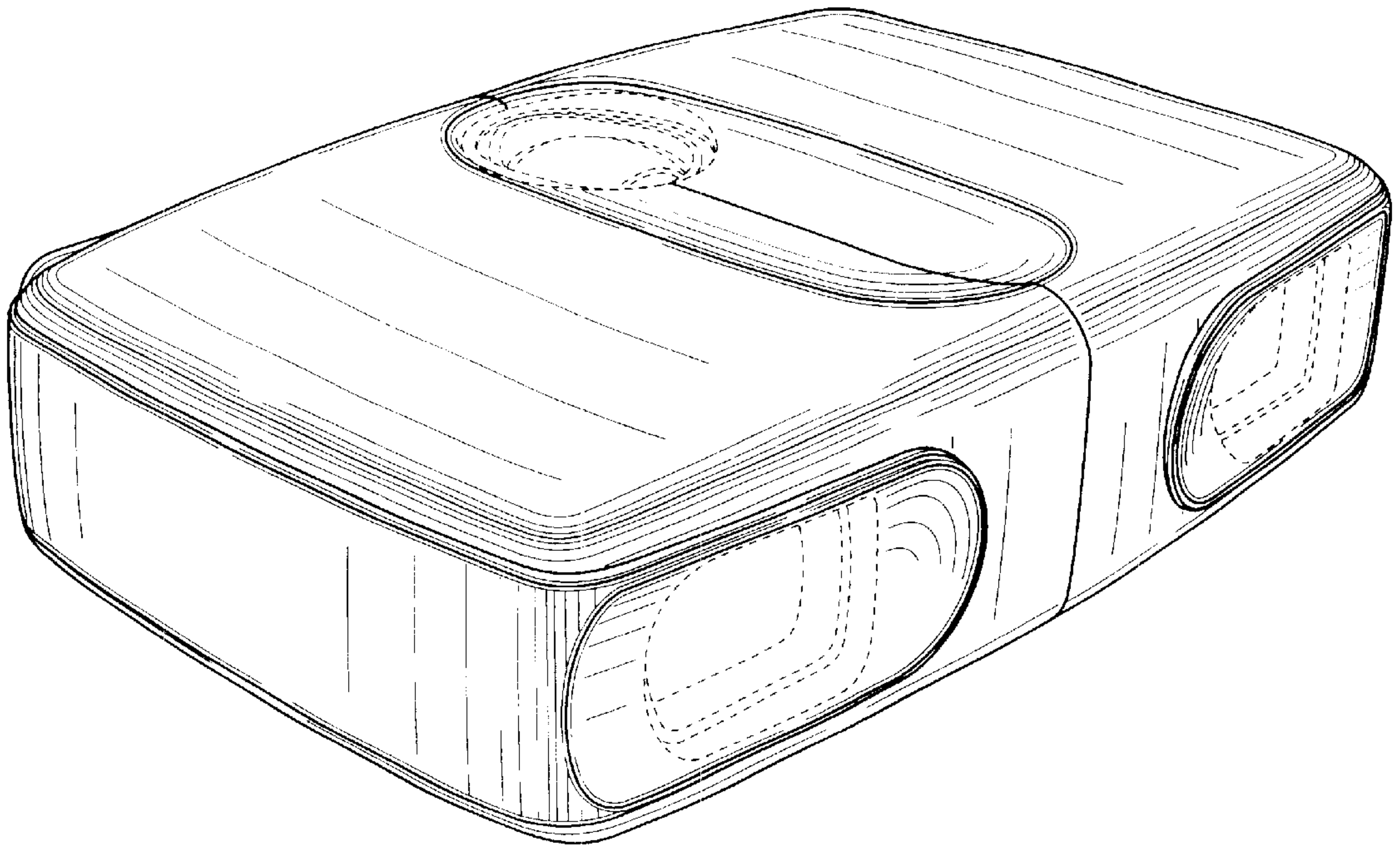


FIG. 2

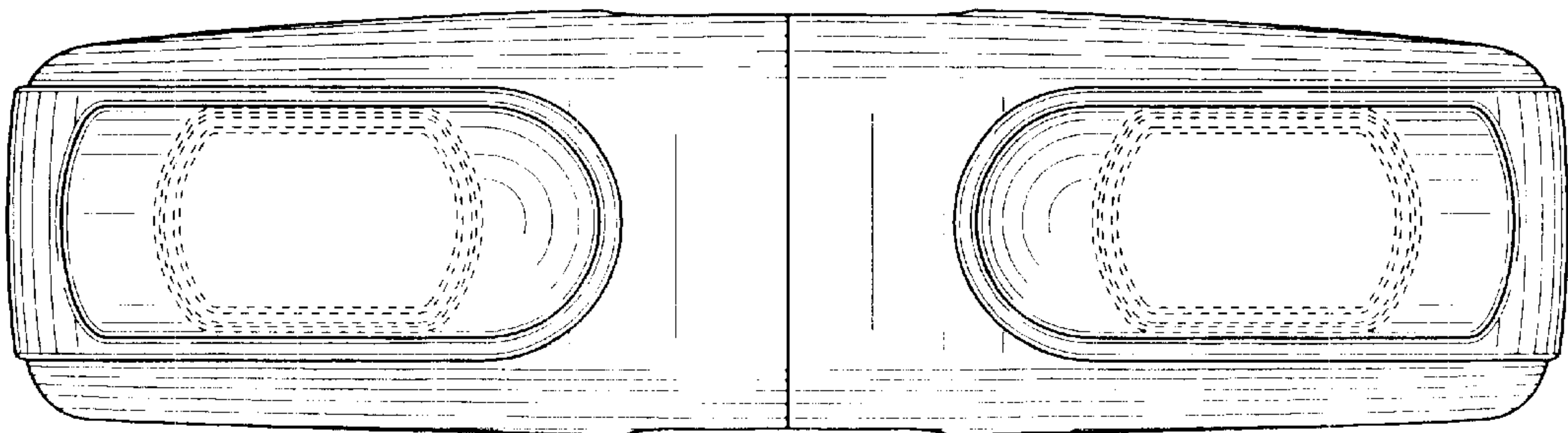


FIG. 3

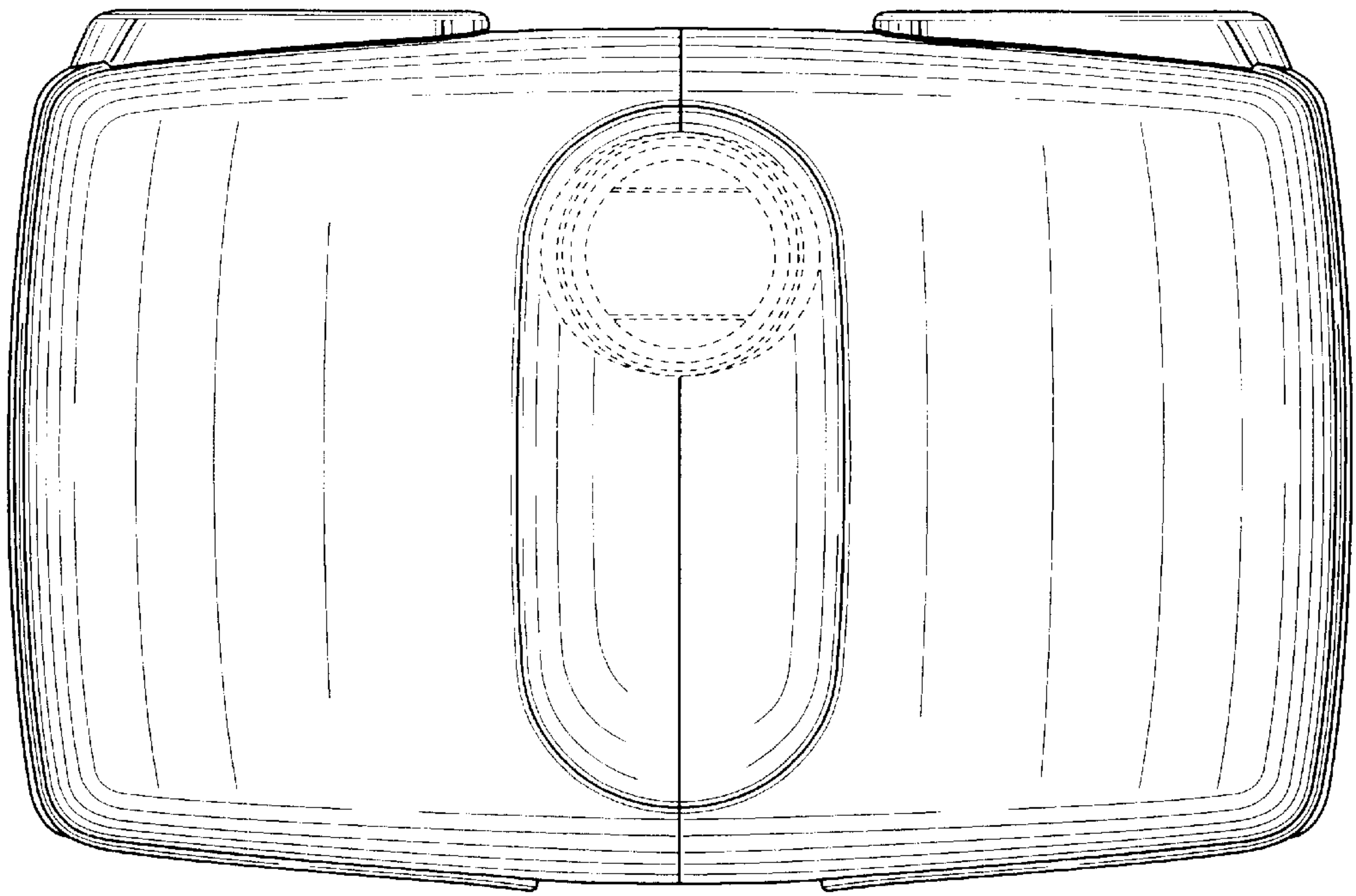


FIG. 4

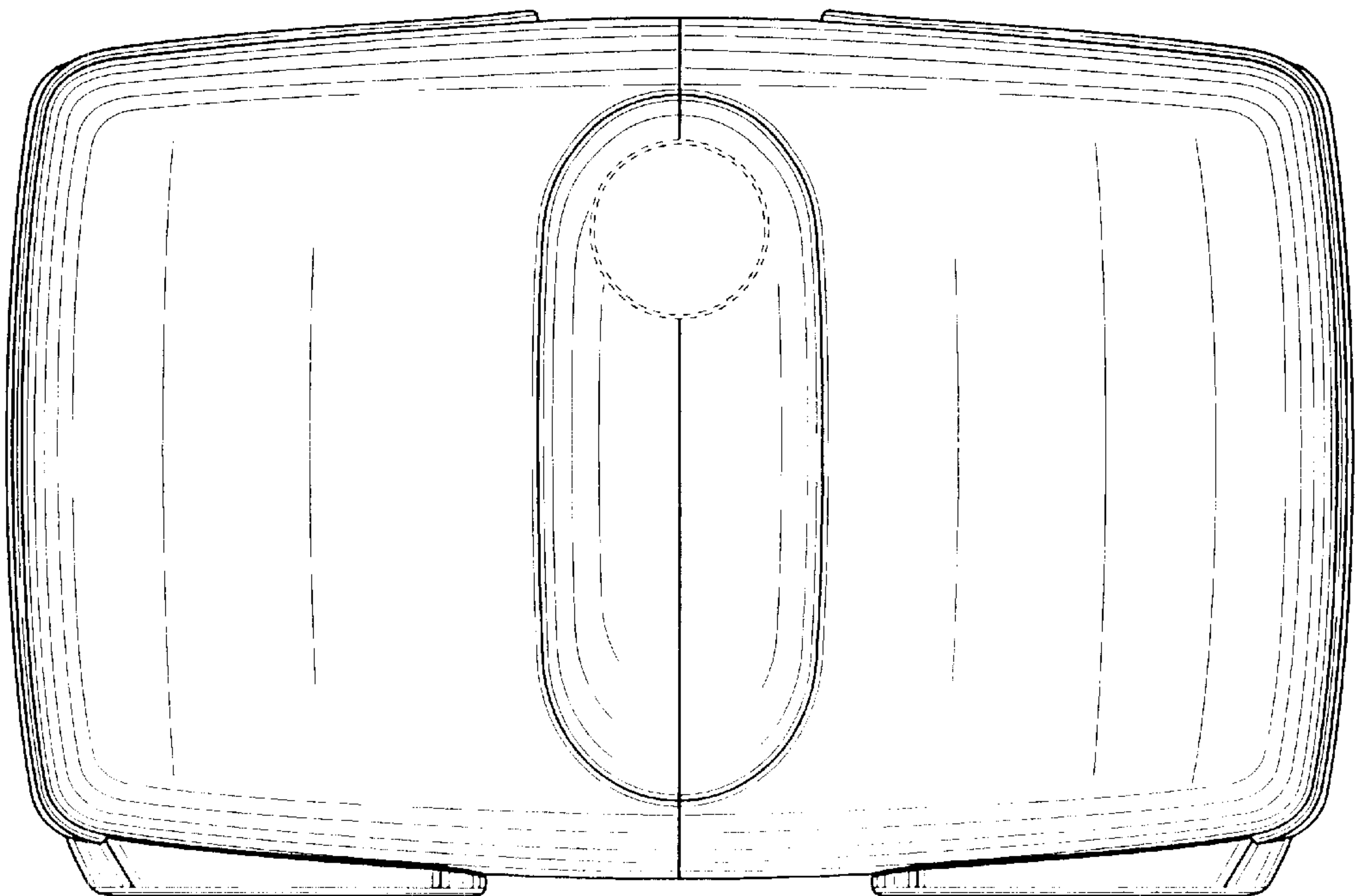


FIG. 5




FIG. 6




FIG. 7

