



US00D453162S

(12) **United States Design Patent**  
**Shim et al.**

(10) **Patent No.:** **US D453,162 S**

(45) **Date of Patent:** **\*\* Jan. 29, 2002**

(54) **BEZEL FORMAT**

D381,642 S \* 7/1997 Kiger et al. .... D14/450  
D393,636 S \* 4/1998 Jones et al. .... D14/450

(75) Inventors: **In C. Shim; Jae H. Shim**, both of San Jose; **Jeff R. Lind**, Livermore, all of CA (US)

\* cited by examiner

*Primary Examiner*—Freda Nunn  
(74) *Attorney, Agent, or Firm*—John F. Schipper

(73) Assignee: **Mobigence, Inc.**, San Jose, CA (US)

(\*\*) Term: **14 Years**

(57) **CLAIM**

The ornamental design for a bezel format, as shown and described.

(21) Appl. No.: **29/134,402**

(22) Filed: **Dec. 18, 2000**

**DESCRIPTION**

(51) **LOC (7) Cl.** ..... **14-02**

(52) **U.S. Cl.** ..... **D14/450**

(58) **Field of Search** ..... D14/441-446,  
D14/450; D13/162, 184, 199; 312/223.1-223.3;  
361/680-686; D20/42


FIG. 1 is a front elevational view of a bezel format showing our new design;  
FIG. 2 is a front elevational view of a second embodiment thereof;  
FIG. 3 is a right side view of the first embodiment;  
FIG. 4 is a bottom view.  
FIG. 5 is the view of FIG. 1, rotated by 90 degrees.  
FIG. 6 is a left side view.  
FIG. 7 is a top view; and,  
FIG. 8 is the view of FIG. 2, rotated by 90 degrees.

(56) **References Cited**

**U.S. PATENT DOCUMENTS**

D348,055 S \* 6/1994 Basco et al. .... D14/450  
D358,177 S \* 5/1995 Imai et al. .... D20/42  
D358,587 S \* 5/1995 Solero ..... D14/450

**1 Claim, 3 Drawing Sheets**






FIG. 1




FIG. 2



FIG. 3

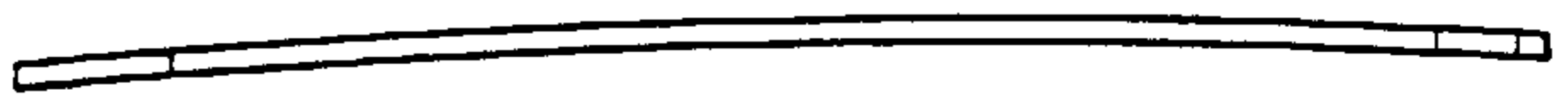


FIG. 4




FIG. 5



FIG. 6




FIG. 8

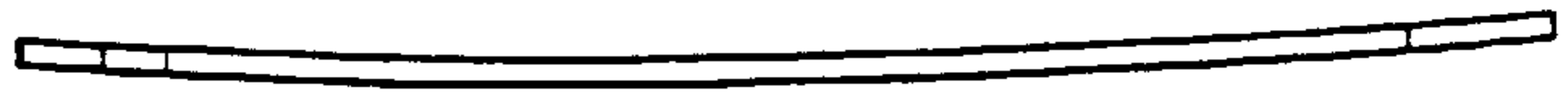


FIG. 7