



US00D453129S

(12) **United States Design Patent** (10) **Patent No.:** **US D453,129 S**  
**Webb et al.** (45) **Date of Patent:** **\*\* Jan. 29, 2002**

(54) **PATTERN FOR RANDOMLY POSITIONED COLOR-CONTRASTING TREAD ELEMENTS**

*Primary Examiner*—Robert M. Spear  
(74) *Attorney, Agent, or Firm*—Martin Farrell; Robert R. Reed; Alan A. Csontos

(75) **Inventors:** **Philip B. Webb**, Greenville; **Jeffrey L. Cooper**, Easley, both of SC (US)

(57) **CLAIM**

(73) **Assignee:** **Michelin Recherche et Technique S.A.** (CH)

The ornamental design for a pattern for randomly positioned color-contrasting tread elements, as shown and described.

(\*\*) **Term:** **14 Years**

**DESCRIPTION**

(21) **Appl. No.:** **29/128,416**

(22) **Filed:** **Aug. 24, 2000**

(51) **LOC (7) Cl.** ..... **12-15**

(52) **U.S. Cl.** ..... **D12/136**

(58) **Field of Search** ..... D5/63, 99; D12/500, D12/505, 506, 507, 515, 516, 517, 518, 519, 520, 524, 531, 532; 152/209.1, 209.8, 209.13, 209.16, 209.25, 901, 902, 903

FIG. 1 is a front elevation view of a pattern for randomly positioned color-contrasting tread elements showing our new design, wherein each of the comet-shaped elements contrasts in color with the base color of the tire tread;

FIG. 2 is a rear elevation view of the pattern of FIG. 1 thereof; and,

FIG. 3 is an enlarged fragmentary view of a portion of the tire tread pattern showing the shape of representative comet-shaped elements.

(56) **References Cited**

**U.S. PATENT DOCUMENTS**

D265,813 S	8/1982	Sladky	.....	D12/152
D388,041 S	12/1997	Cross	.....	D12/152
D391,404 S	3/1998	Small et al.	.....	D5/63
D407,356 S	3/1999	Cross	.....	D12/152

**OTHER PUBLICATIONS**


Yokohama Y92 Industrial Tire, 1999 Tread Design Guide, Jan. 1999, p. 180. 2/5.\*

BFG Scorchers Colored Tires. Motor Trend Magazine, Nov. 1999, p. 98.\*

\* cited by examiner

The dark stippled shading in the tread elements represents a contrast in color with the base color of the tire tread surface. In the drawings, the dash-dot-dash lines represent the boundaries of the claimed design as well as the boundaries of the portion of a paper product to which the pattern is applied. The broken line showing of a tire sidewall in FIGS. 1-2 is for illustrative purposes only. The dash-dot-dash lines and broken lines form no part of the claimed design.

**1 Claim, 3 Drawing Sheets**






Fig. 1




Fig. 2

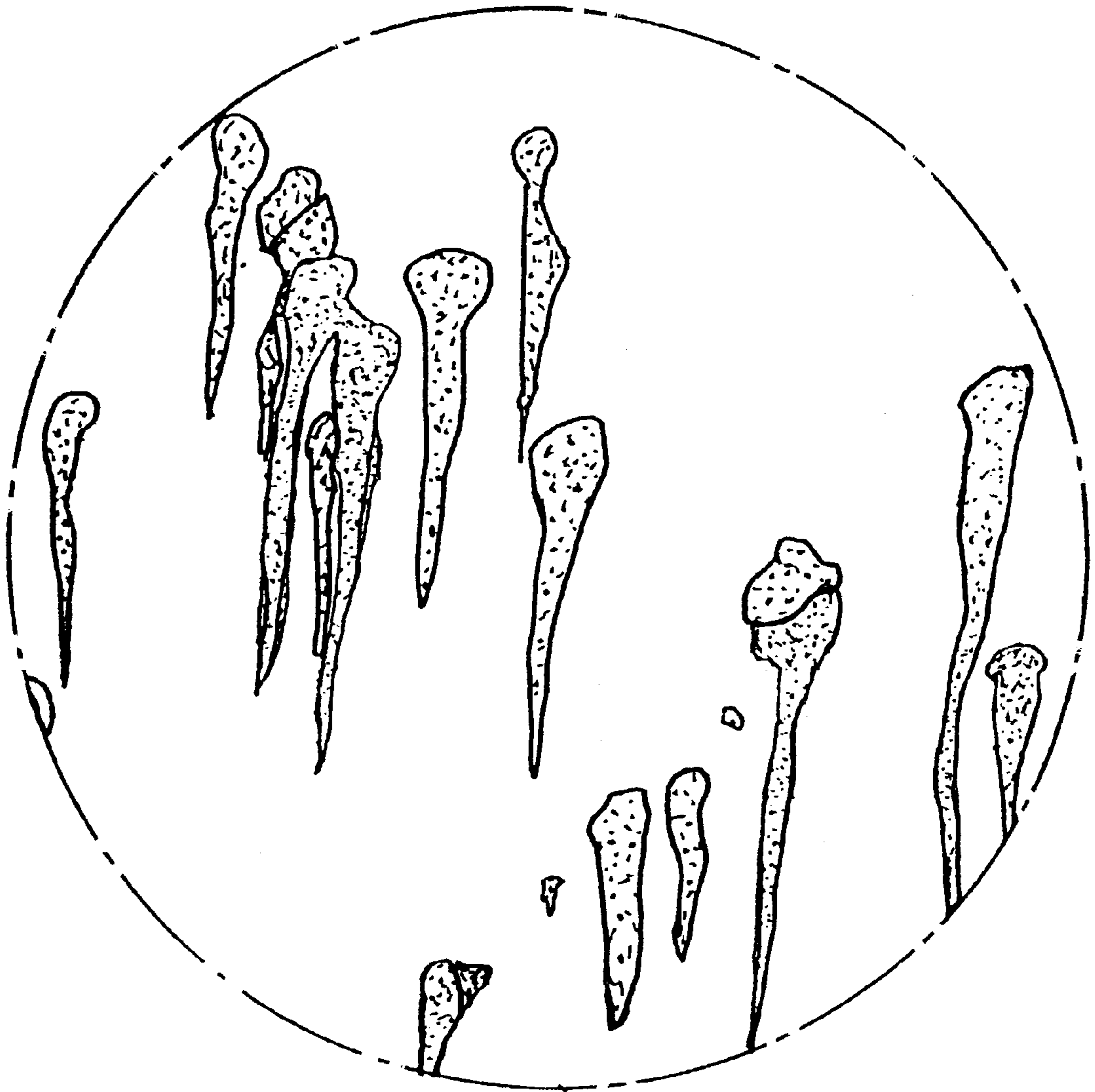


Fig. 3