



US00D453116S

(12) **United States Design Patent**
Kirby

(10) **Patent No.:** **US D453,116 S**

(45) **Date of Patent:** **** Jan. 29, 2002**

(54) **CALORIE COUNTER**

D409,933 S 5/1999 Young
5,908,301 A * 6/1999 Lutz 128/921 X

(76) Inventor: **Delbert E Kirby**, 7780 Parkway Dr.
#304, La Mesa, CA (US) 91942

* cited by examiner

(**) Term: **14 Years**

Primary Examiner—Antoine Duval Davis

(21) Appl. No.: **29/139,825**

(57) **CLAIM**

(22) Filed: **Apr. 6, 2001**

The ornamental design for a calorie counter, as shown and described.

(51) **LOC (7) Cl.** **10-04**

DESCRIPTION

(52) **U.S. Cl.** **D10/97; D18/11**

(58) **Field of Search** **D10/97; D18/7,**
D18/11; D14/100, 105; D19/60; 708/136,
341, 132, 172

FIG. 1 is a front elevational view of the calorie counter of the present invention;

FIG. 2 is a rear elevational view of the calorie counter of FIG. 1;

FIG. 3 is a right side elevational view of the calorie counter of FIG. 1;

FIG. 4 is a left side elevational view of the calorie counter of FIG. 1;

FIG. 5 is a top plan view of the calorie counter of FIG. 1; and,


FIG. 6 is a bottom plan view of the calorie counter of FIG. 1.

(56) **References Cited**

U.S. PATENT DOCUMENTS

4,354,246	A	*	10/1982	Fujisawa	708/136
4,575,804	A		3/1986	Ratcliff		
D344,535	S	*	2/1994	Caruso et al.	D10/97 X
5,590,648	A		1/1997	Mitchell et al.		
5,704,350	A		1/1998	Williams		
5,796,640	A	*	8/1998	Sugarman et al.	708/132
5,819,735	A		10/1998	Mansfield et al.		
5,890,128	A		3/1999	Diaz et al.		

1 Claim, 3 Drawing Sheets



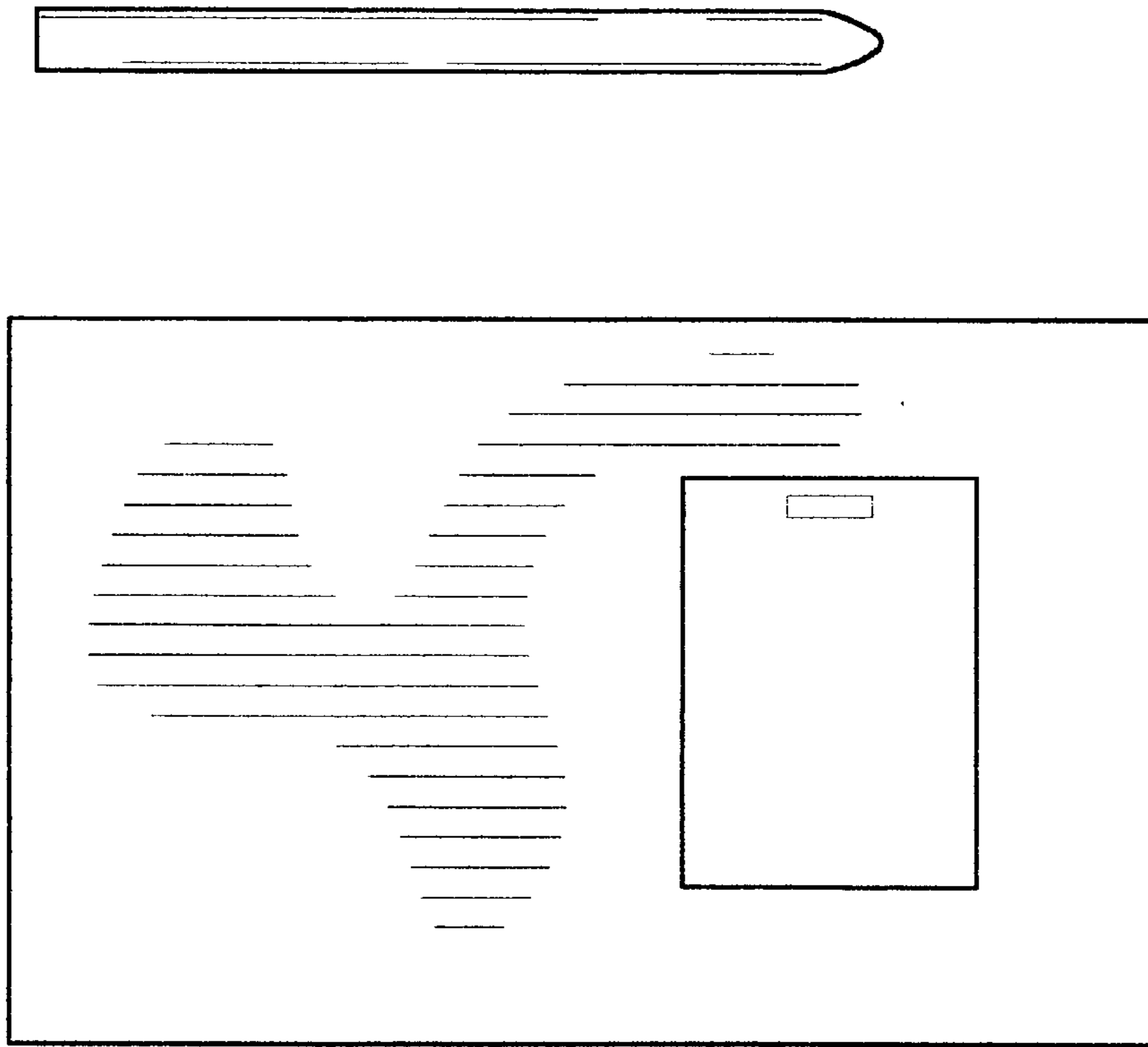


FIG. 1

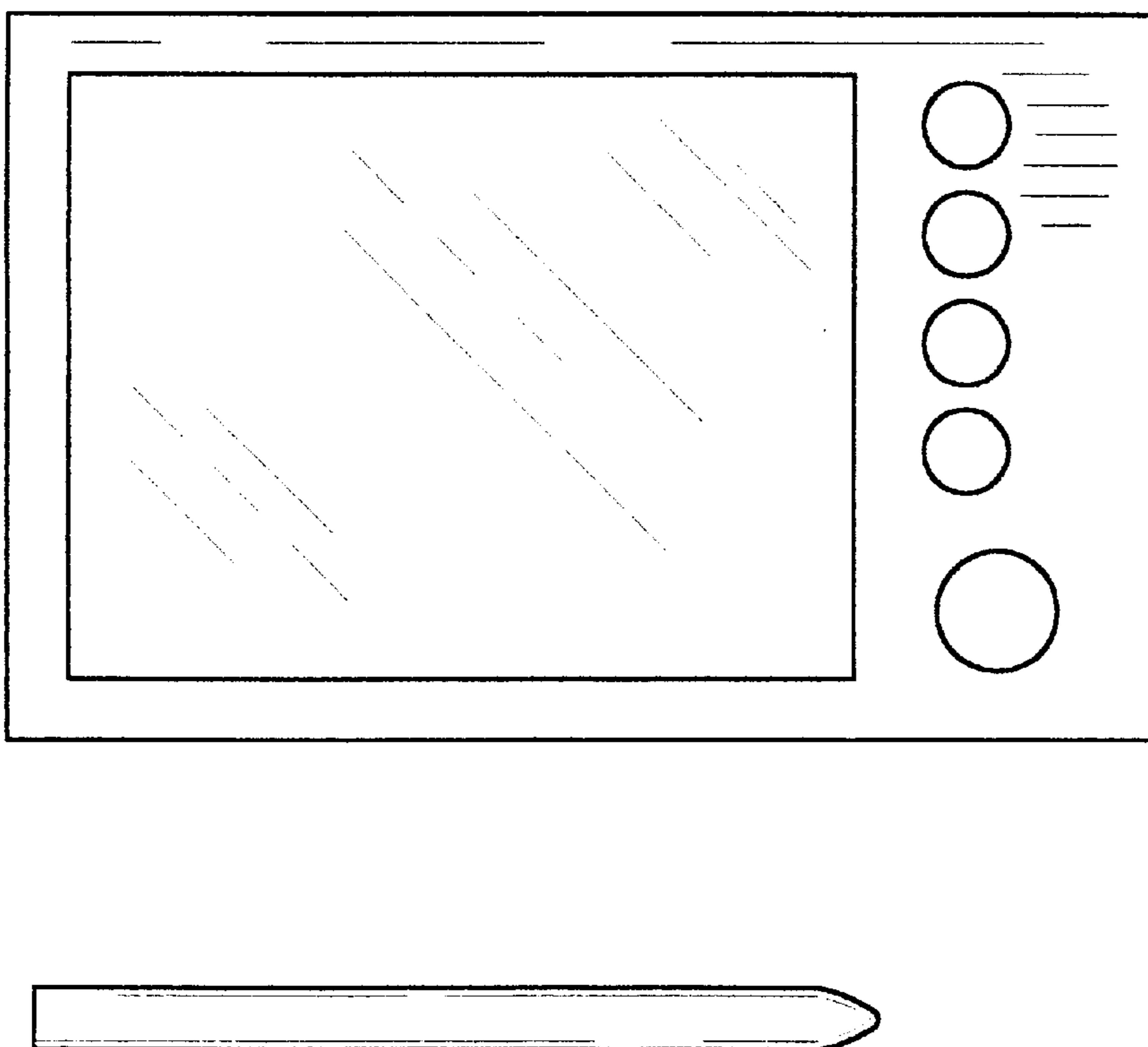




FIG. 2



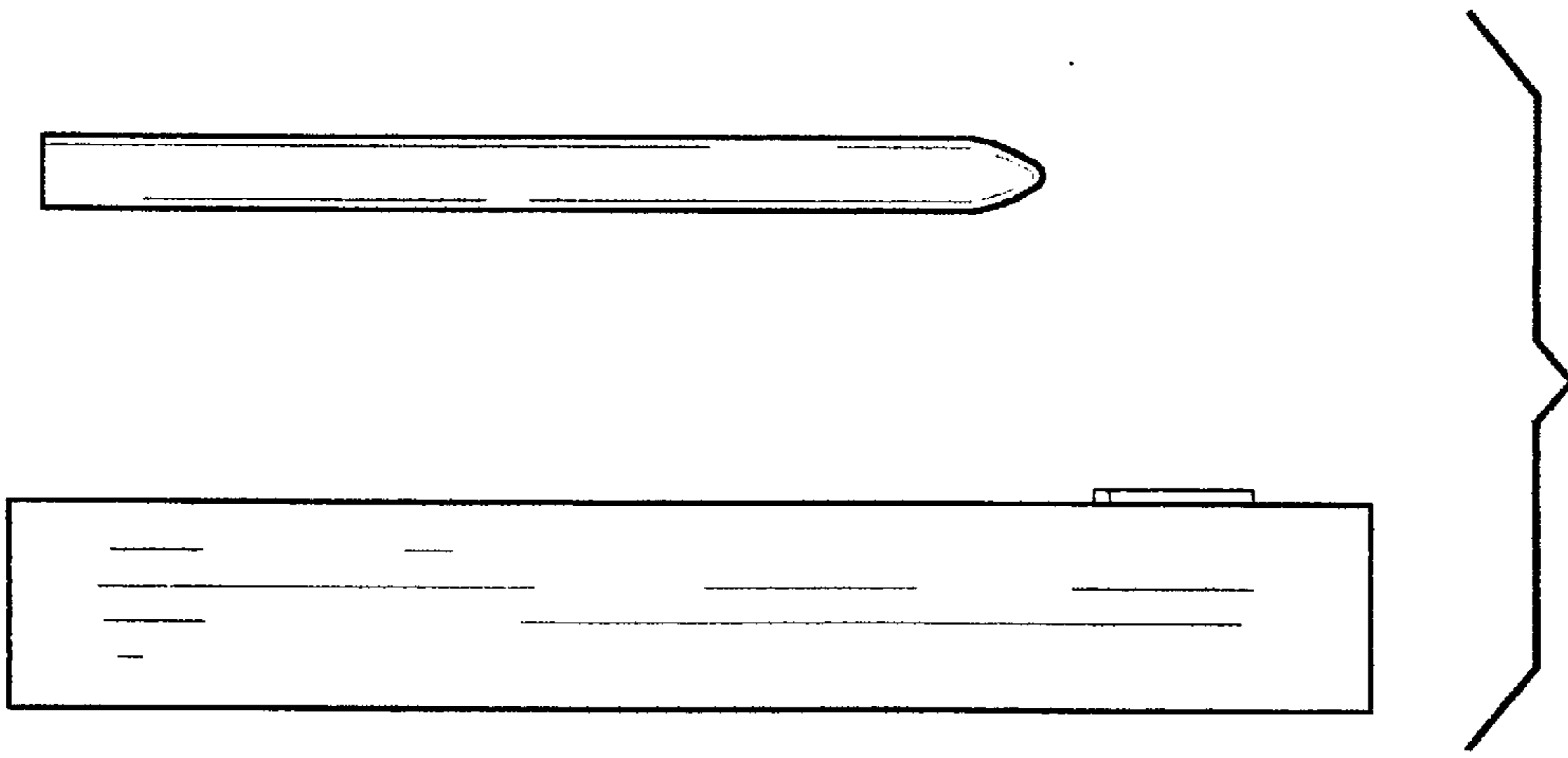


FIG. 4

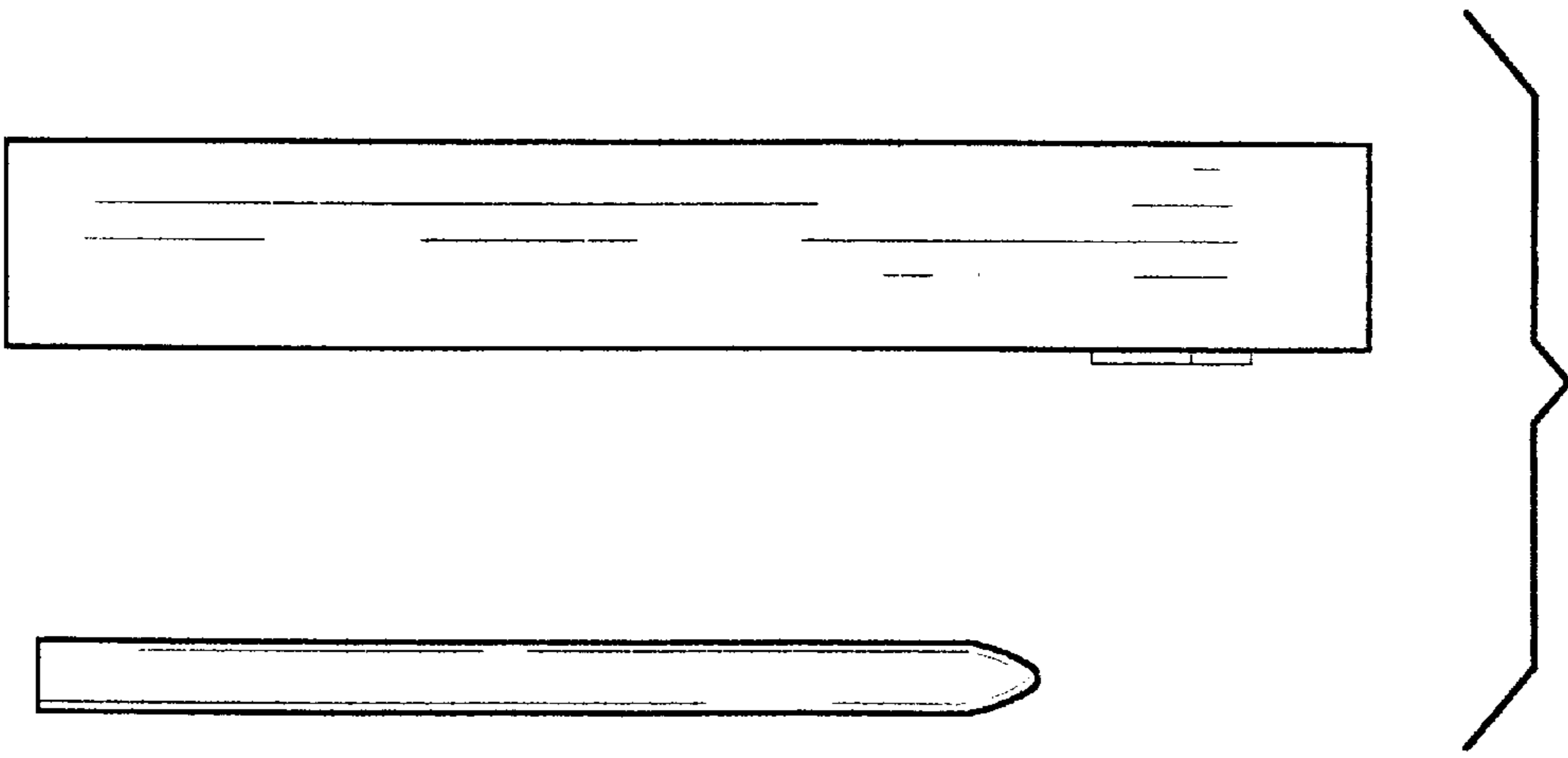


FIG. 3

FIG. 5




FIG. 6

