



US00D453097S

(12) **United States Design Patent**
Goodwin

(10) **Patent No.:** **US D453,097 S**

(45) **Date of Patent:** **** Jan. 29, 2002**

(54) **TOOL FOR USE IN HANGING A STRING OF CHRISTMAS TREE LIGHTS**

(76) **Inventor:** **Walter F. Goodwin**, 39 Adams St.,
Millis, MA (US) 02054

(**) **Term:** **14 Years**

(21) **Appl. No.:** **29/135,669**

(22) **Filed:** **Jan. 16, 2001**

(51) **LOC (7) Cl.** **08-05**

(52) **U.S. Cl.** **D8/14**

(58) **Field of Search** D8/14, 88, 89,
D8/1; 294/15, 19.1, 17, 26

(56) **References Cited**

U.S. PATENT DOCUMENTS

4,153,286	A	*	5/1979	Piper et al.	294/19.1
4,395,840	A	*	8/1983	Banks, Jr.	294/19.1
D301,674	S	*	6/1989	Smith et al.	D8/13
D302,231	S	*	7/1989	Millar, Jr.	D8/14

D338,602	S	*	8/1993	Schaumburg	D8/14
D340,846	S	*	11/1993	Nichols, Jr.	D8/14
D348,186	S	*	6/1994	Wahl	D8/14
D356,409	S	*	3/1995	Kanaskie	D8/14

* cited by examiner

Primary Examiner—Philip S. Hyder

(74) *Attorney, Agent, or Firm*—Kriegsman & Kriegsman

(57) **CLAIM**

The ornamental design for a tool for use in hanging a string of Christmas tree lights.

DESCRIPTION

FIG. 1 is a right side view of a tool for use in hanging a string of Christmas tree lights of this invention;

FIG. 2 is a top view thereof;

FIG. 3 is a bottom view thereof;

FIG. 4 is a left end view thereof; and,

FIG. 5 is a right end view thereof.

1 Claim, 1 Drawing Sheet

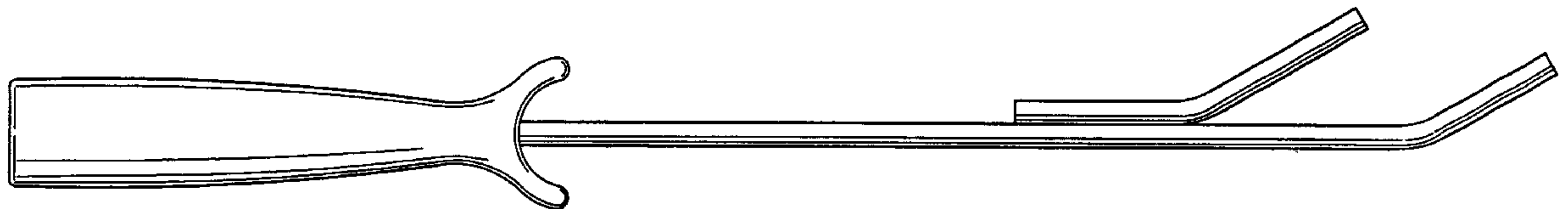




FIG. 2

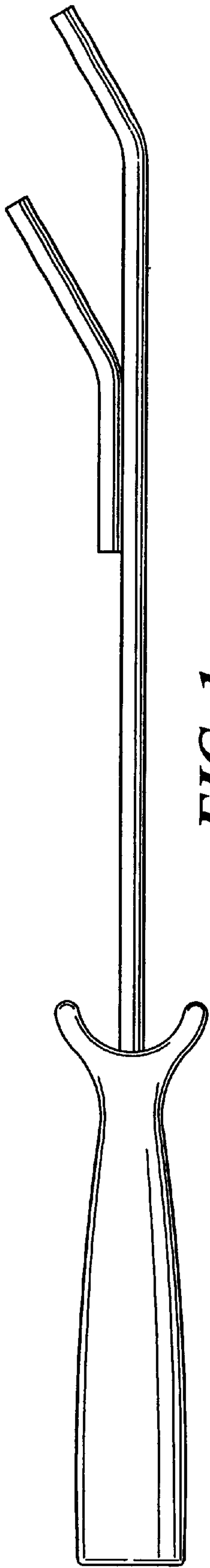


FIG. 1

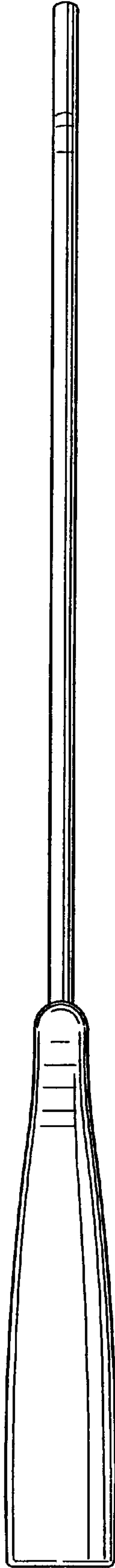


FIG. 3

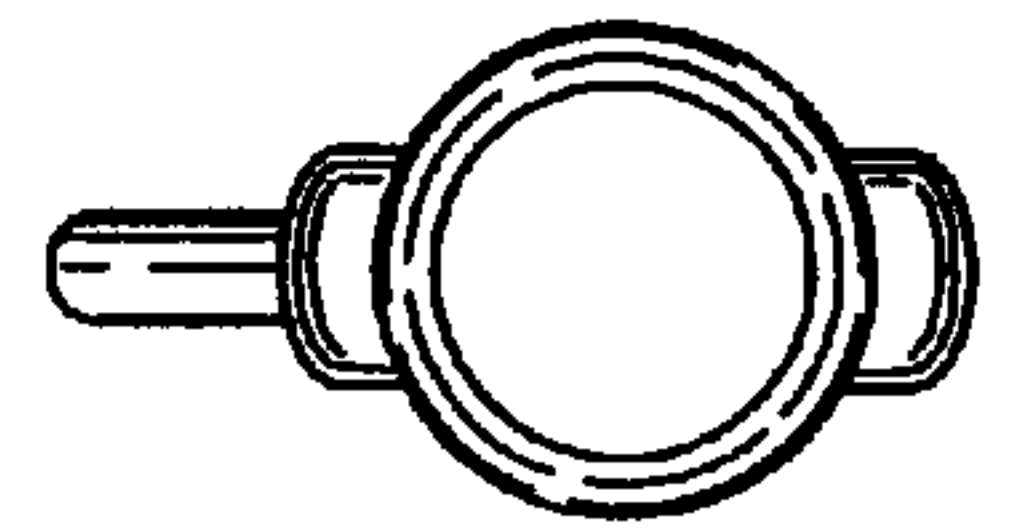


FIG. 4

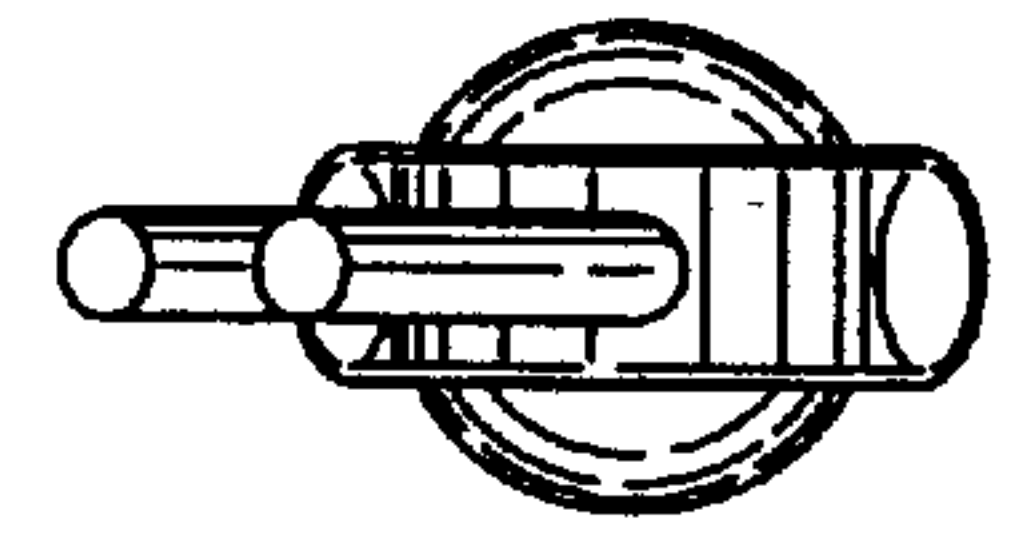


FIG. 5