



US00D453088S

(12) **United States Design Patent**
Bell et al.

(10) **Patent No.:** **US D453,088 S**
(45) **Date of Patent:** **** Jan. 29, 2002**

(54) **BEVERAGE DISPENSER**

(75) Inventors: **Randall P. Bell**, River Forest; **James C. Hand**, Glen Ellyn, both of IL (US); **Eric K. Litscher**, Hopkinton, MA (US)

(73) Assignee: **Bunn-O-Matic Corporation**, Springfield, IL (US)

(**) Term: **14 Years**

(21) Appl. No.: **29/129,082**

(22) Filed: **Sep. 6, 2000**

(51) **LOC (7) Cl.** **07-01**

(52) **U.S. Cl.** **D7/307; D7/308; D7/311**

(58) **Field of Search** D7/305, 306, 307,
D7/308, 309, 311, 312, 300; 99/304, 281,
285, 306; 222/144.5, 129.1, 108; 141/1,
198

(56) **References Cited**

U.S. PATENT DOCUMENTS

D206,519 S	*	12/1966	Wolfe	D7/308
D233,271 S	*	10/1974	Holcomb	D7/308
D250,536 S	*	12/1978	Bourke	D7/308
D271,463 S	*	11/1983	Lents	D7/305
D274,779 S	*	7/1984	LaLumiere	D7/311
D335,062 S	*	4/1993	Kolada et al.	D7/308
D346,088 S	*	4/1994	Schroeder	D7/307
D367,585 S	*	3/1996	Piatnik et al.	D7/397

D382,761 S	*	8/1997	Ford	D7/308
D390,058 S	*	2/1998	Landers	D7/307
D404,242 S	*	1/1999	Schroeder	D7/307
D407,594 S		4/1999	Jones et al.	D7/307
D408,206 S		4/1999	Stafford et al.	D7/306
D413,764 S	*	9/1999	Applegate et al.	D7/397
D418,365 S	*	1/2000	Ford	D7/397
6,145,803 A	*	11/2000	Emody et al.	248/674

* cited by examiner

Primary Examiner—M. N. Pandozzi

(74) *Attorney, Agent, or Firm*—Barnes & Thornburg

(57) **CLAIM**

The ornamental design for a beverage dispenser, as shown and described.

DESCRIPTION

FIG. 1 is a perspective view of the beverage dispenser of the present design;

FIG. 2 is a front elevational view of the beverage dispenser;

FIG. 3 is a right side elevational view of the beverage dispenser; the left side elevational view of the beverage dispenser being a mirror image thereof;

FIG. 4 is a rear elevational view of the beverage dispenser; and,

FIG. 5 is a top plan view of the beverage dispenser.

The broken lines are for illustrative purposes only and form no part of the claimed design.

1 Claim, 3 Drawing Sheets

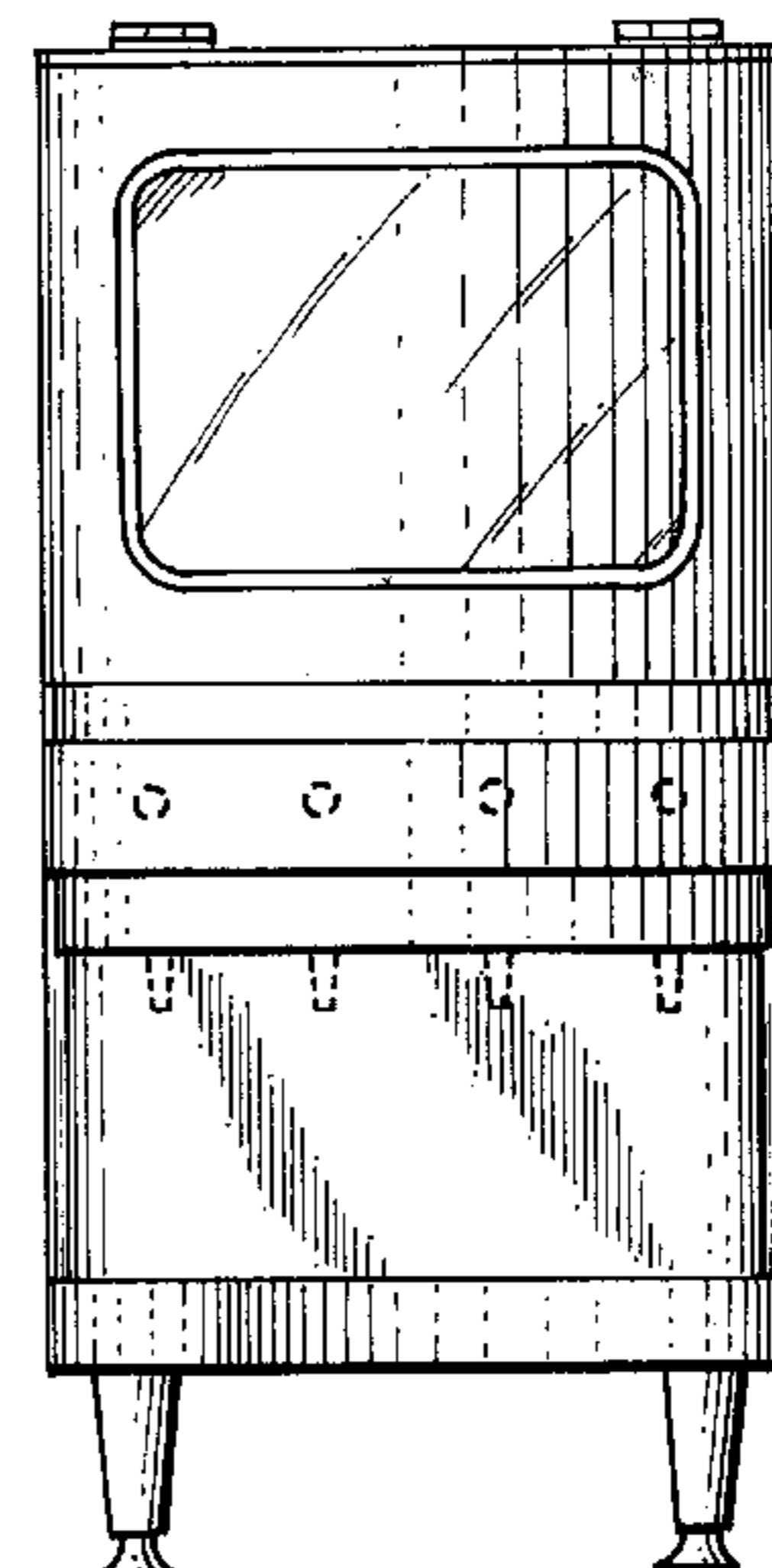
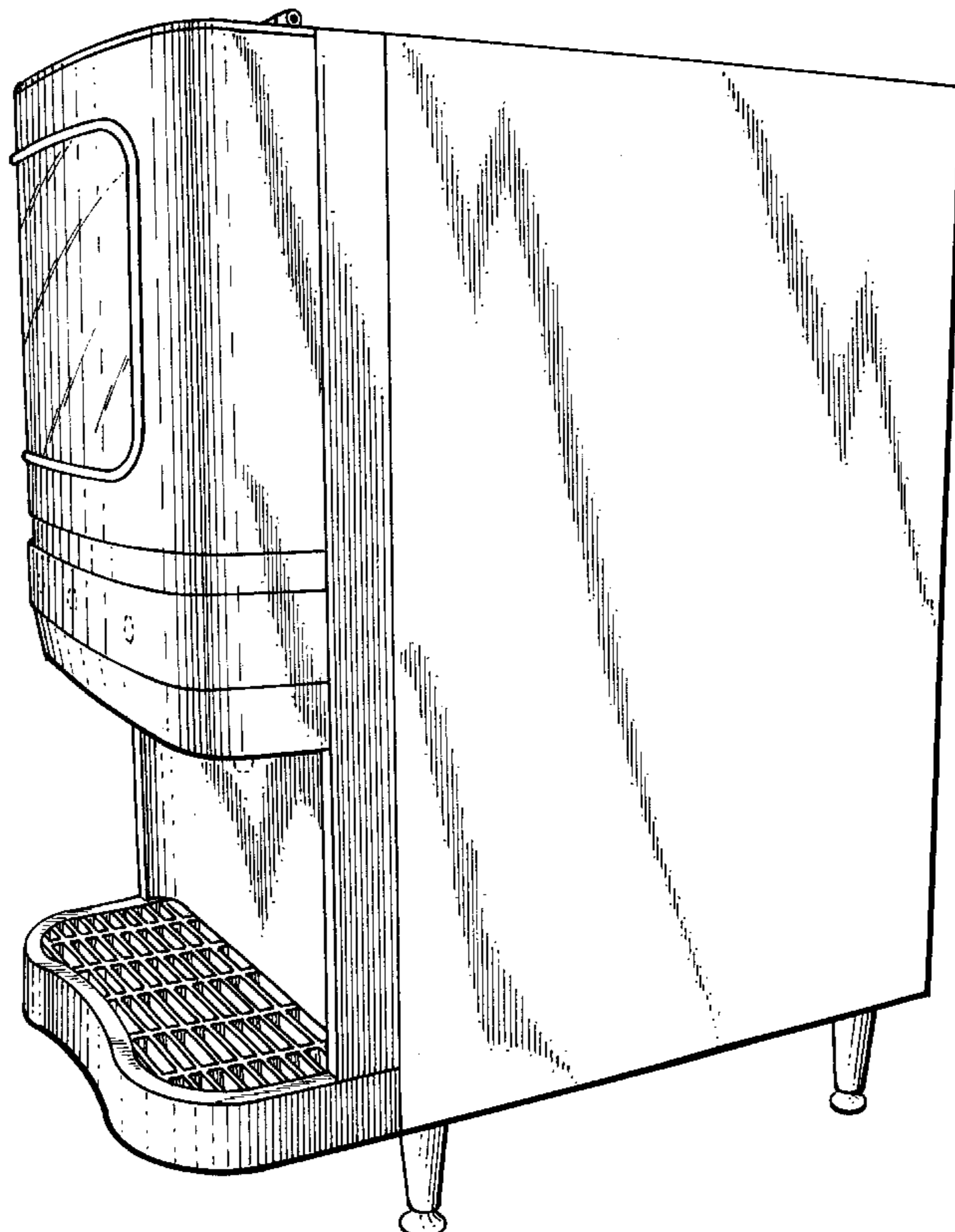


FIG. 1

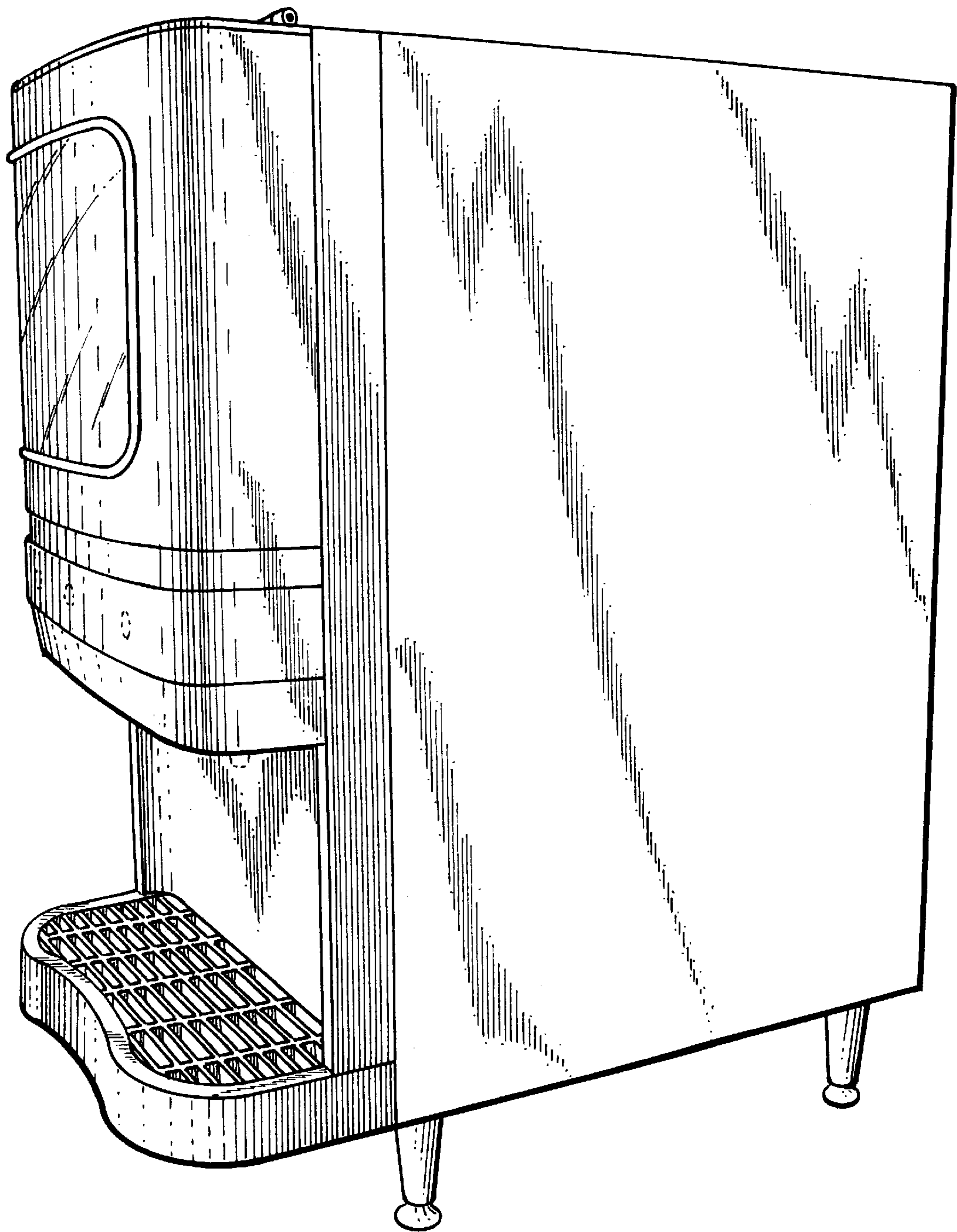


FIG. 2

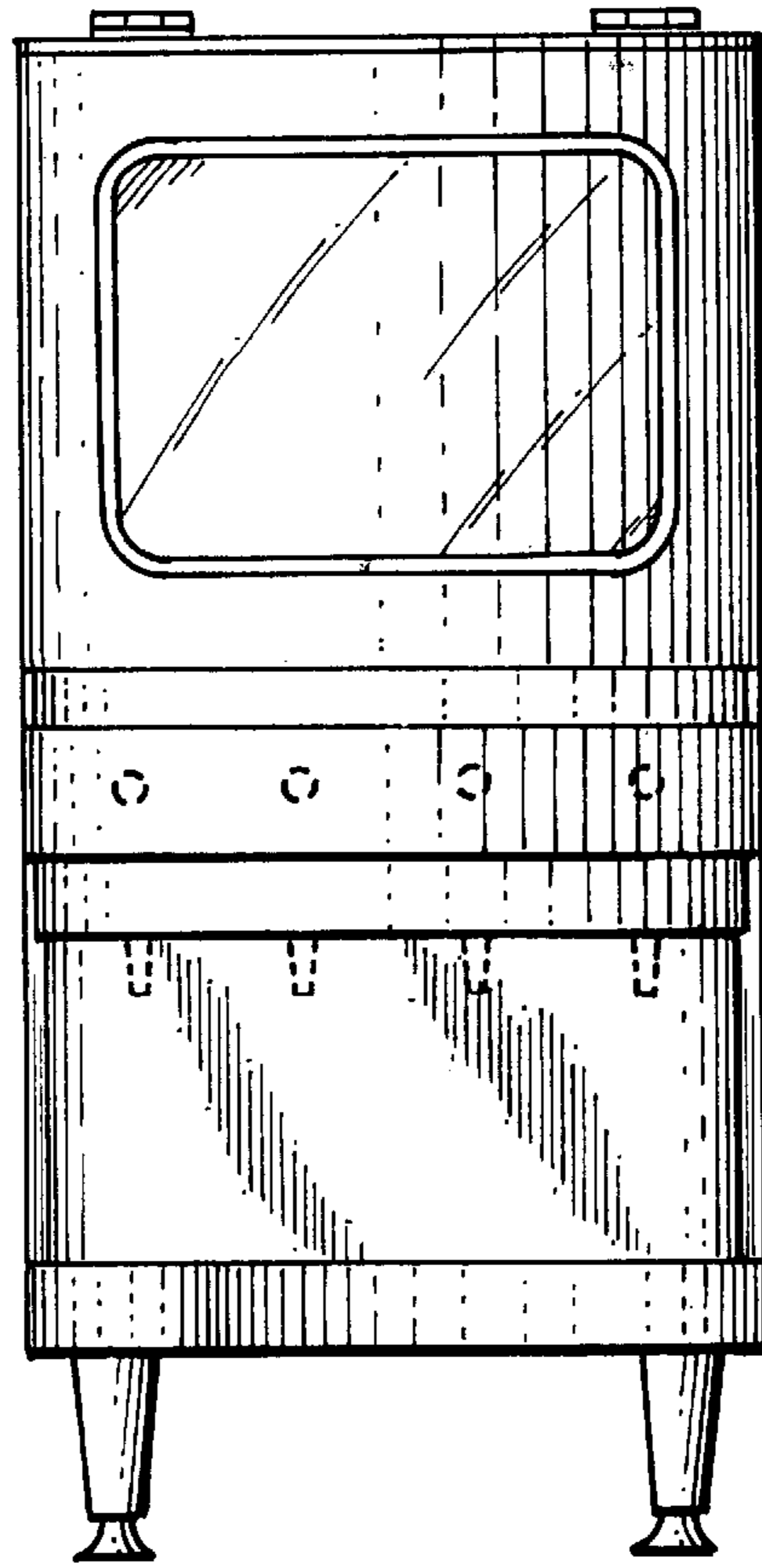


FIG. 3

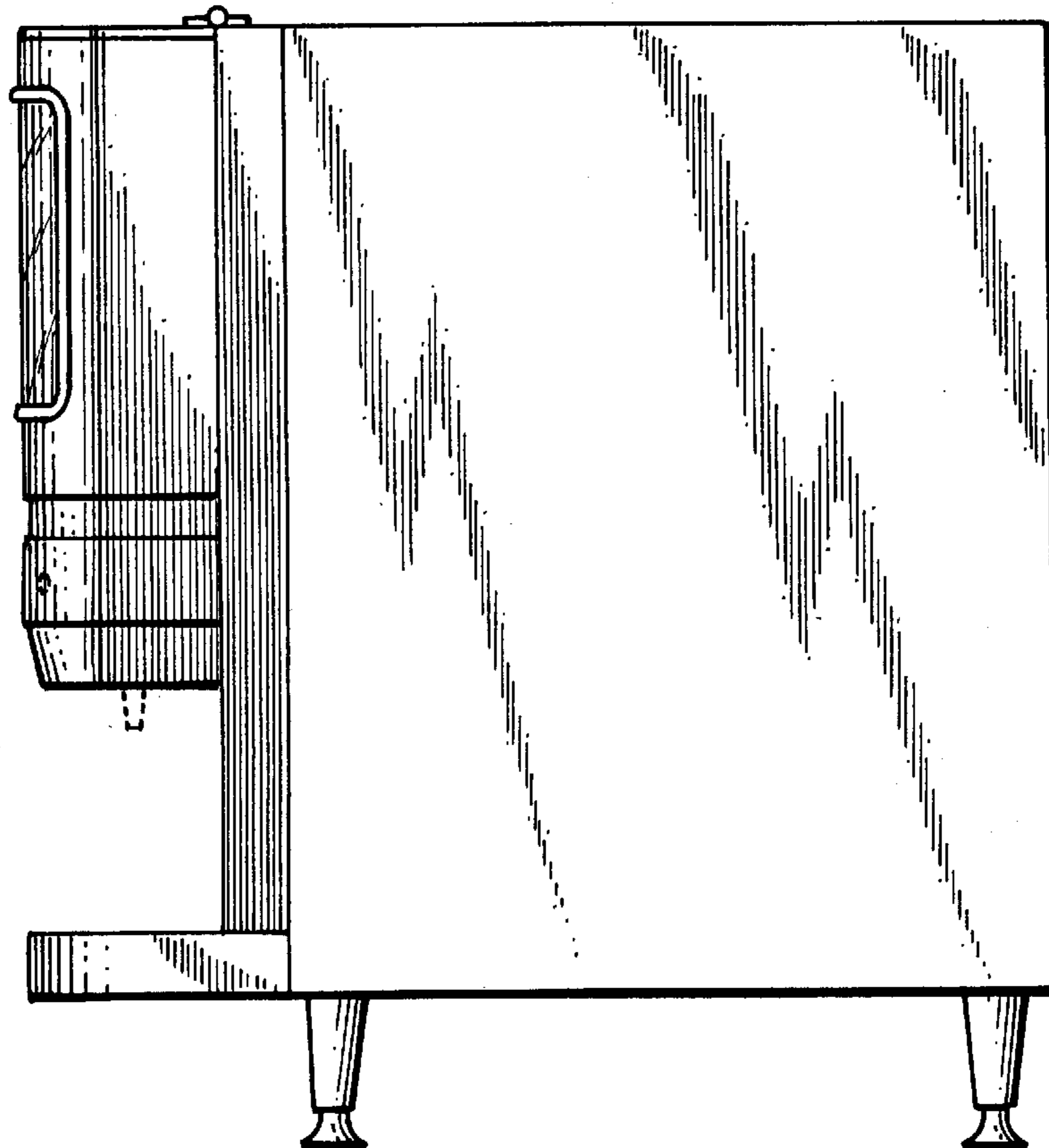


FIG.4

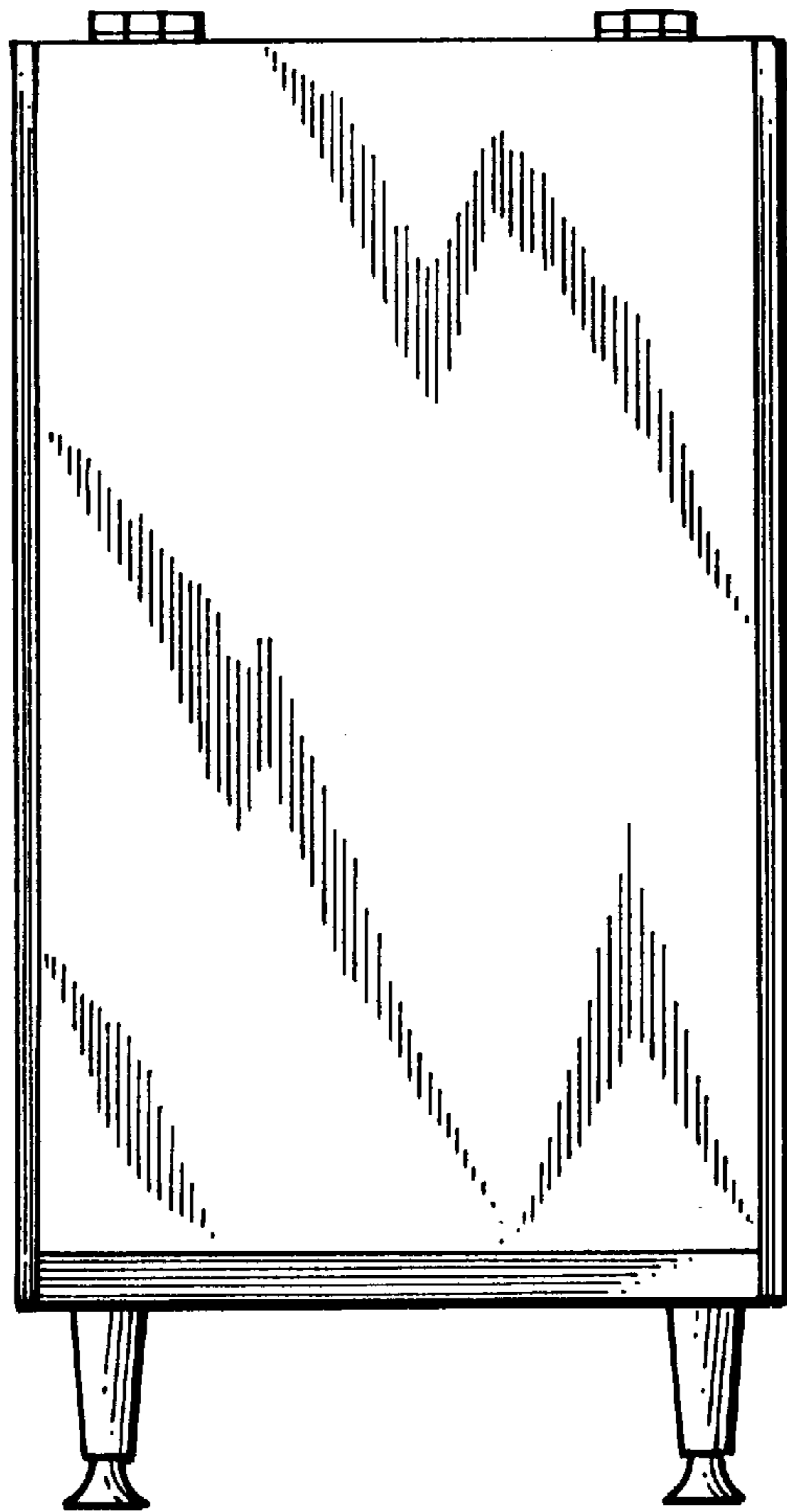


FIG.5

