



US00D453087S

(12) **United States Design Patent**
Møller

(10) **Patent No.:** **US D453,087 S**

(45) **Date of Patent:** **** Jan. 29, 2002**

(54) **SUNBLIND FOR A WINDOW**

(75) Inventor: **Brent Møller**, Gentofte (DK)

(73) Assignee: **VKR Holding A/S**, Søborg (DK)

(**) Term: **14 Years**

(21) Appl. No.: **29/133,457**

(22) Filed: **Dec. 1, 2000**

(30) **Foreign Application Priority Data**

Aug. 31, 2000 (DK) MA 2000 00931

(51) **LOC (7) Cl.** **06-10**

(52) **U.S. Cl.** **D6/575**

(58) **Field of Search** D6/575, 577, 579,
D6/580; 160/23.1, 295, 269, 133

(56) **References Cited**

U.S. PATENT DOCUMENTS

3,237,682 A * 3/1966 Davis 160/269
D334,682 S * 4/1993 Weeks D6/575

* cited by examiner

Primary Examiner—Mitchell Siegel

(74) *Attorney, Agent, or Firm*—Venable; John P. Shannon;
Chad C. Anderson

(57) **CLAIM**

The ornamental design for a sunblind for a window, as shown and described.

DESCRIPTION

FIG. 1 is a perspective view taken from the front, bottom and left side of a first embodiment of the sunblind for a window showing my design, in an inoperative position;

FIG. 2 is a left side elevational view of the sunblind of FIG. 1;

FIG. 3 is a top view of the sunblind of FIG. 1;

FIG. 4 is a bottom view of the sunblind of FIG. 1;

FIG. 5 is a front view of the sunblind of FIG. 1;

FIG. 6 is a rear view of the sunblind of FIG. 1;

FIG. 7 is a perspective view taken from the rear, bottom and right side of the sunblind of FIG. 1;

FIG. 8 is a front view of a second embodiment;

FIG. 9 is a perspective view taken from the front, bottom and left side of the sunblind of FIG. 1 in an operative position;


FIG. 10 is a front view of the sunblind of FIG. 9;

FIG. 11 is a rear view of the sunblind of FIG. 9; and,

FIG. 12 is a perspective view taken from the rear, bottom and right side of the sunblind of FIG. 9.

The right side is a mirror image of the left side.

1 Claim, 6 Drawing Sheets






FIG. 1



FIG. 2



FIG. 3



FIG. 4




FIG. 5



FIG. 6




FIG. 7




FIG. 8




FIG. 9




FIG. 10




FIG. 11




FIG. 12