



US00D453081S

(12) **United States Design Patent**  
**Yu**

(10) **Patent No.:** **US D453,081 S**

(45) **Date of Patent:** **\*\* Jan. 29, 2002**

(54) **DIGITAL VIDEO DISC BOX**  
(75) **Inventor:** **Shout Hung Yu, Tuen Mun (HK)**  
(73) **Assignee:** **Glory Pleasure Development Limited,**  
**Tuen Mun (HK)**  
(\*\*) **Term:** **14 Years**

5,769,217 A \* 6/1998 Derraugh et al. .... 206/308.1  
5,944,181 A \* 8/1999 Lau ..... 206/308.1  
5,988,375 A \* 11/1999 Chang ..... 206/308.1  
D419,359 S \* 1/2000 Eguchi et al. .... D6/634  
D420,240 S \* 2/2000 Sorenson et al. .... D6/632  
6,085,900 A \* 7/2000 Wong ..... 206/308.1  
D437,520 S \* 2/2001 Choi ..... D6/632  
6,237,763 B1 \* 5/2001 Lau ..... 206/308.1  
6,250,461 B1 \* 6/2001 Hu ..... 206/310

(21) **Appl. No.:** **29/125,469**  
(22) **Filed:** **Jun. 23, 2000**  
(30) **Foreign Application Priority Data**

Mar. 20, 2000 (HK) ..... 0010337

(51) **LOC (7) Cl.** ..... **06-04**  
(52) **U.S. Cl.** ..... **D6/407; D6/634**  
(58) **Field of Search** ..... **D3/201; D6/407,**  
**D6/408, 626-635; D14/475, 478, 479, 496;**  
**206/232, 307.1, 308.1, 308.3, 309, 311,**  
**312, 313, 387.13, 396, 397, 398, 408, 459.1;**  
**369/37, 75.2, 291; 379/355**

(56) **References Cited**  
**U.S. PATENT DOCUMENTS**  
4,793,479 A \* 12/1988 Otsuka et al. .... 206/308.1  
5,251,750 A \* 10/1993 Gelardi et al. .... 206/308.1  
D347,728 S \* 6/1994 Taniyama ..... D6/634  
5,400,902 A \* 3/1995 Kaminski ..... 206/310  
5,417,324 A \* 5/1995 Joyce et al. .... 206/310  
5,685,425 A \* 11/1997 Choi ..... 206/310

\* cited by examiner

*Primary Examiner*—Celia Murphy  
(74) *Attorney, Agent, or Firm*—Hall, Priddy, Myers & Vande Sande

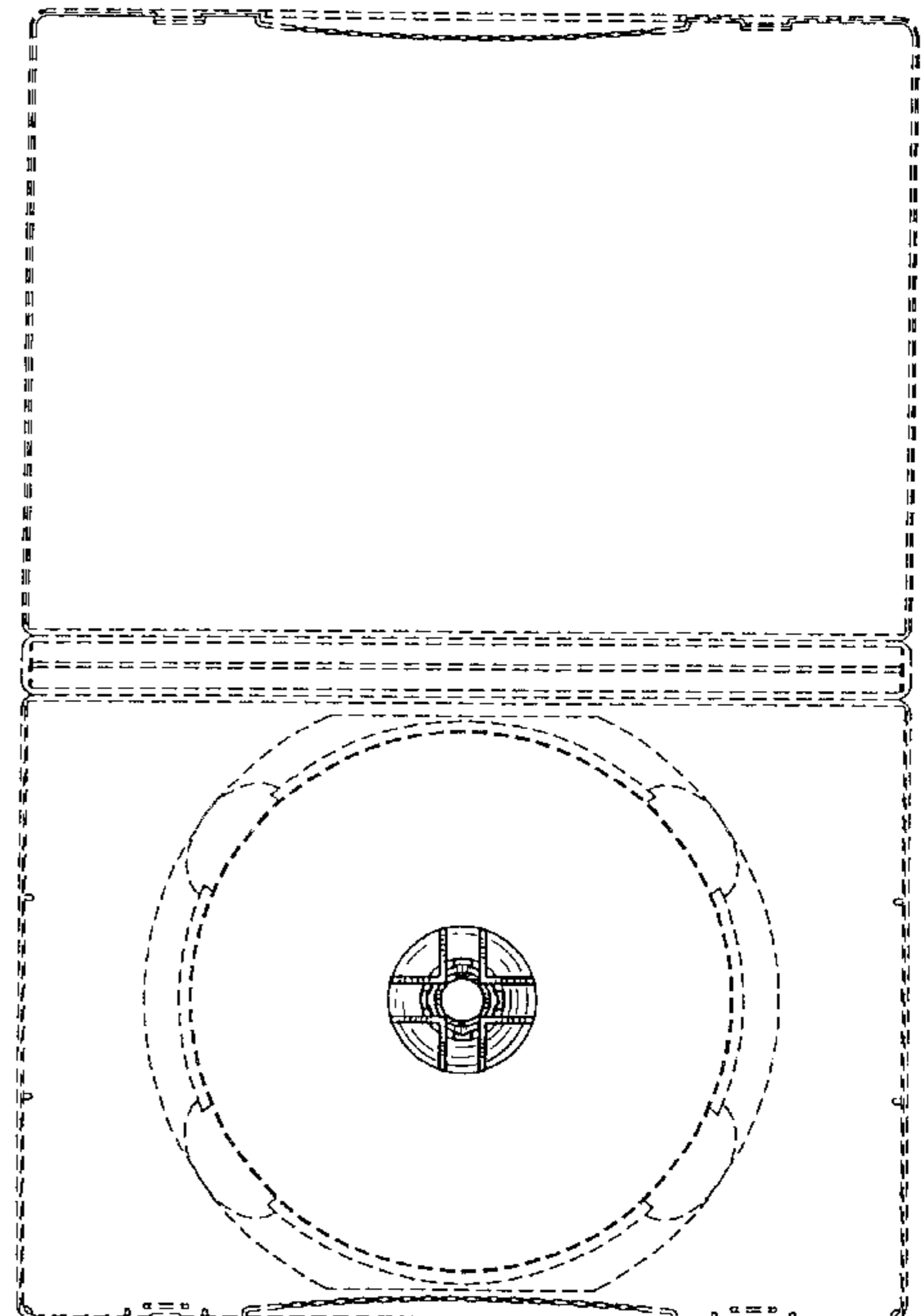
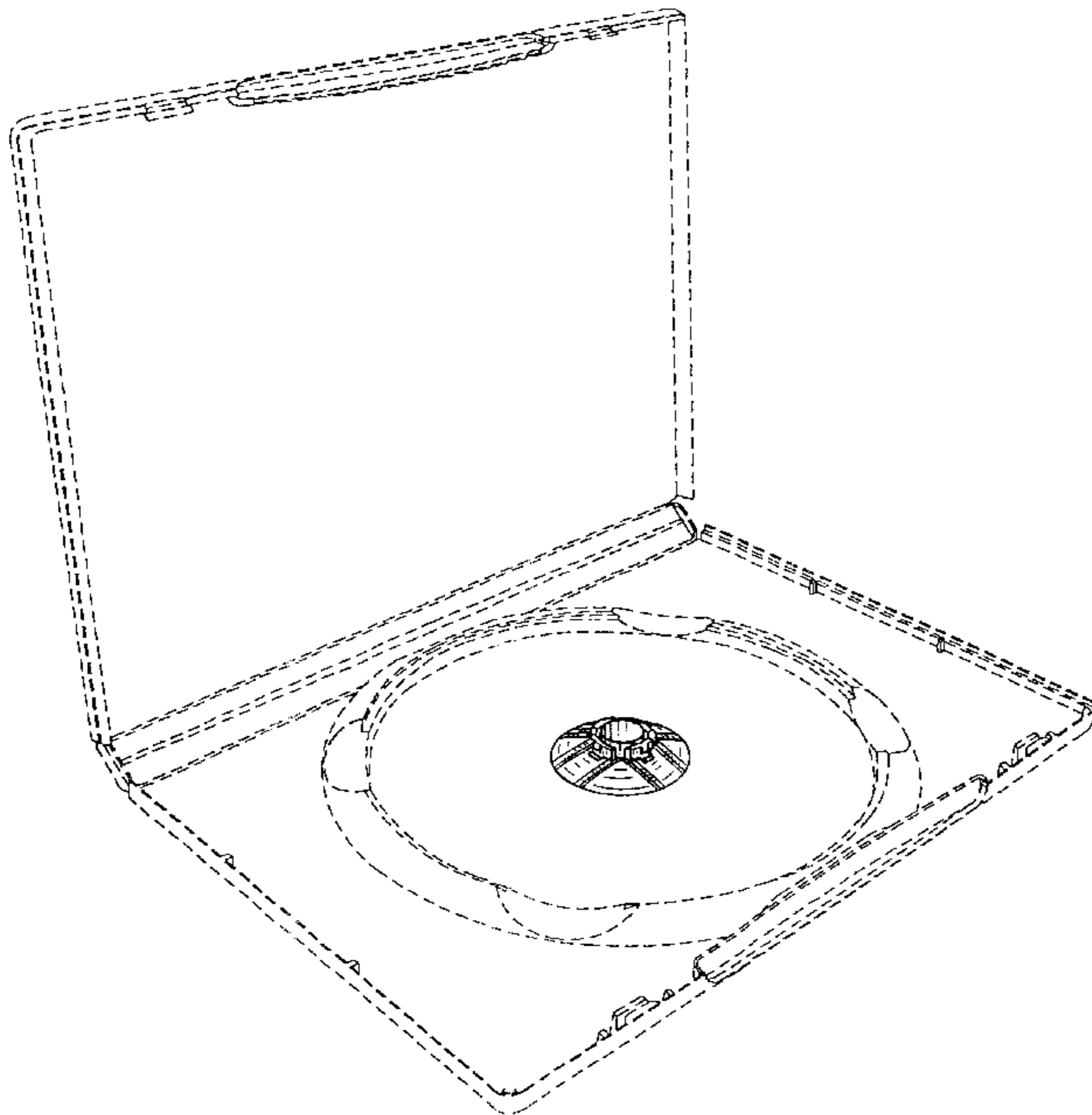
(57) **CLAIM**

I claim the ornamental design for a digital video disc box, as shown and described.

**DESCRIPTION**

FIG. 1 is a front perspective view of a digital video disc box showing my new design in a partially opened position; FIG. 2 is a front perspective view thereof, in a fully opened position; FIG. 3 is a top plan view thereof; and, FIG. 4 is a bottom plan view thereof. The broken line showing the disc box throughout the views illustrates the features that form no part of the claimed design.

**1 Claim, 4 Drawing Sheets**



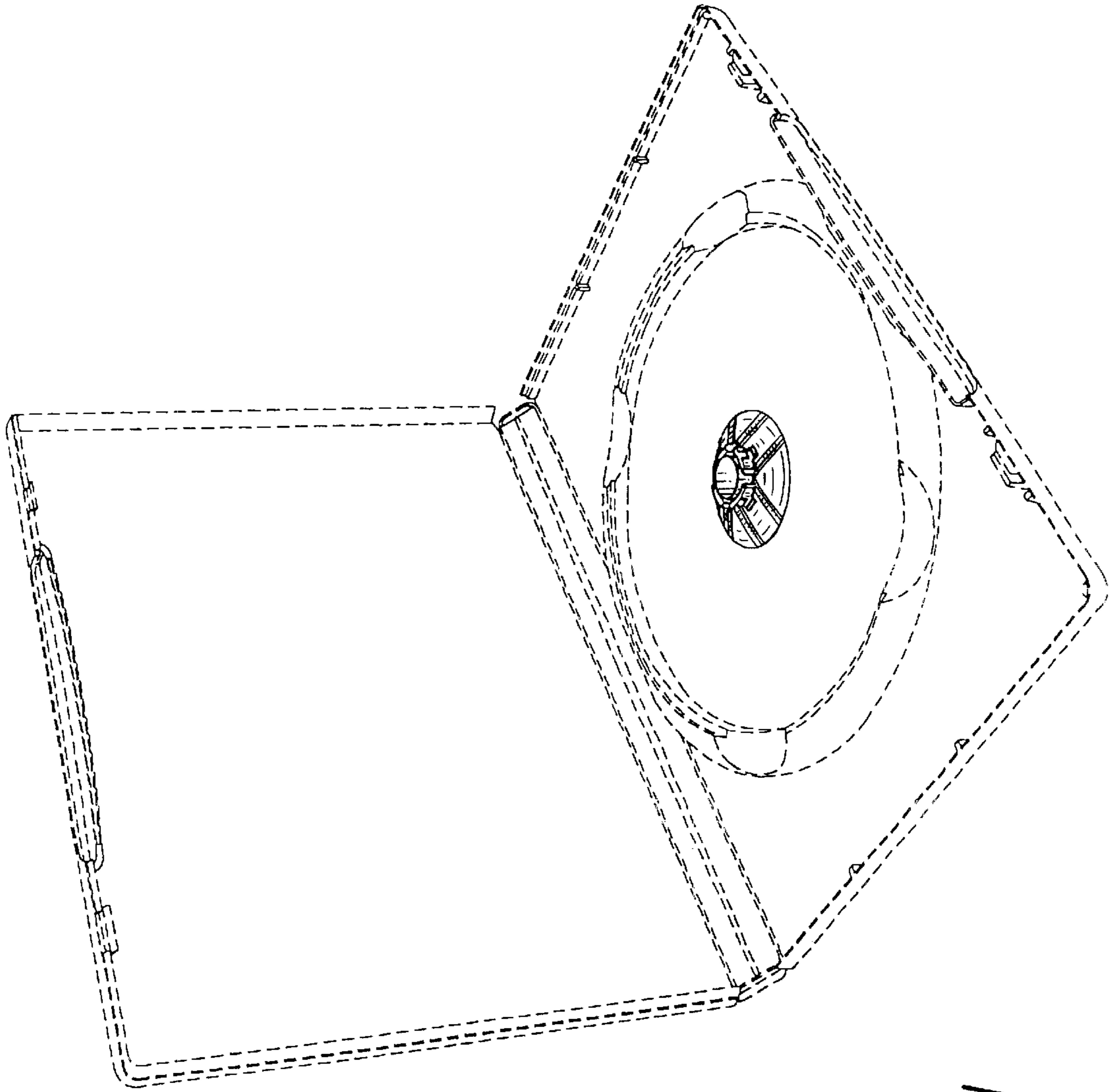


FIG. 1

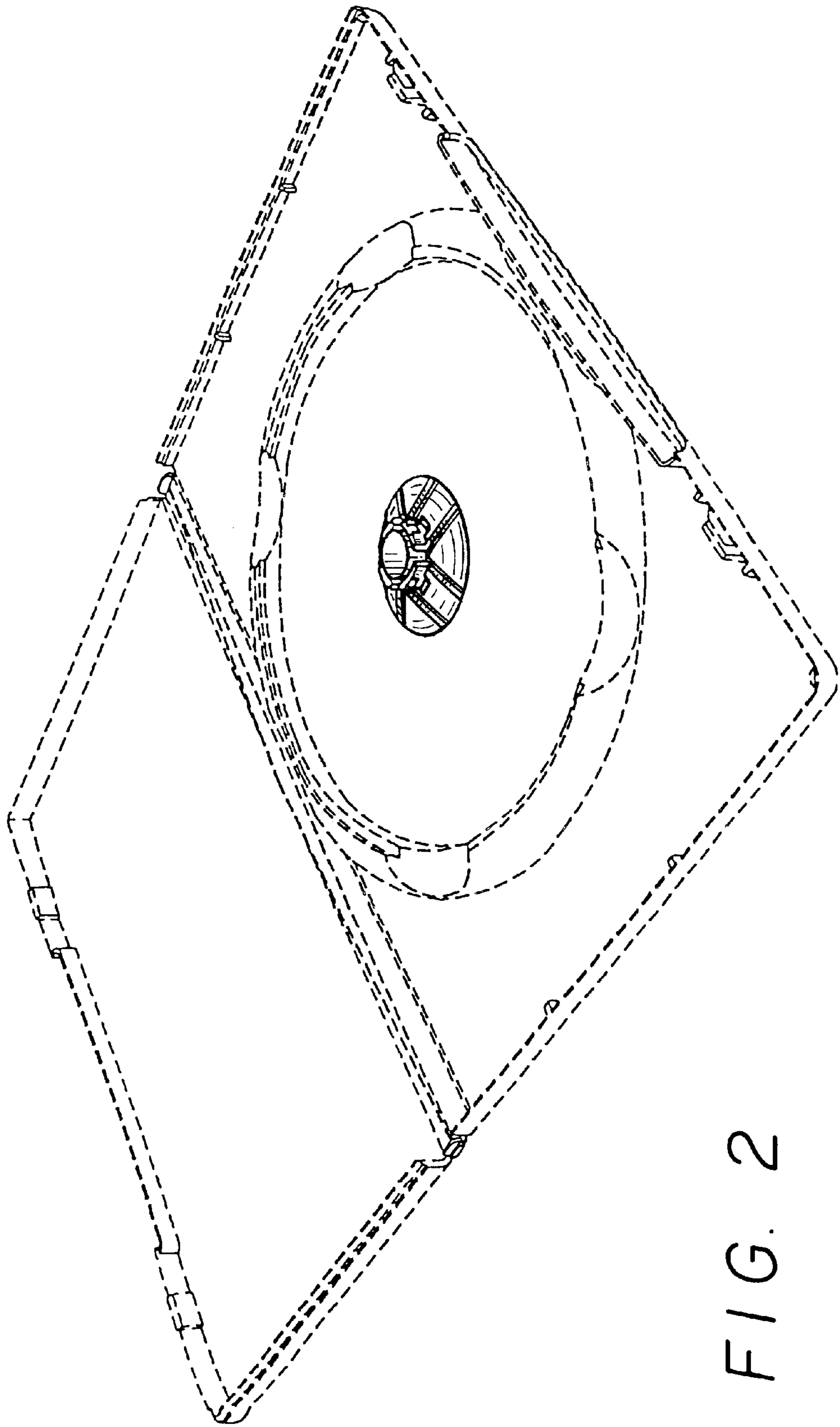


FIG. 2

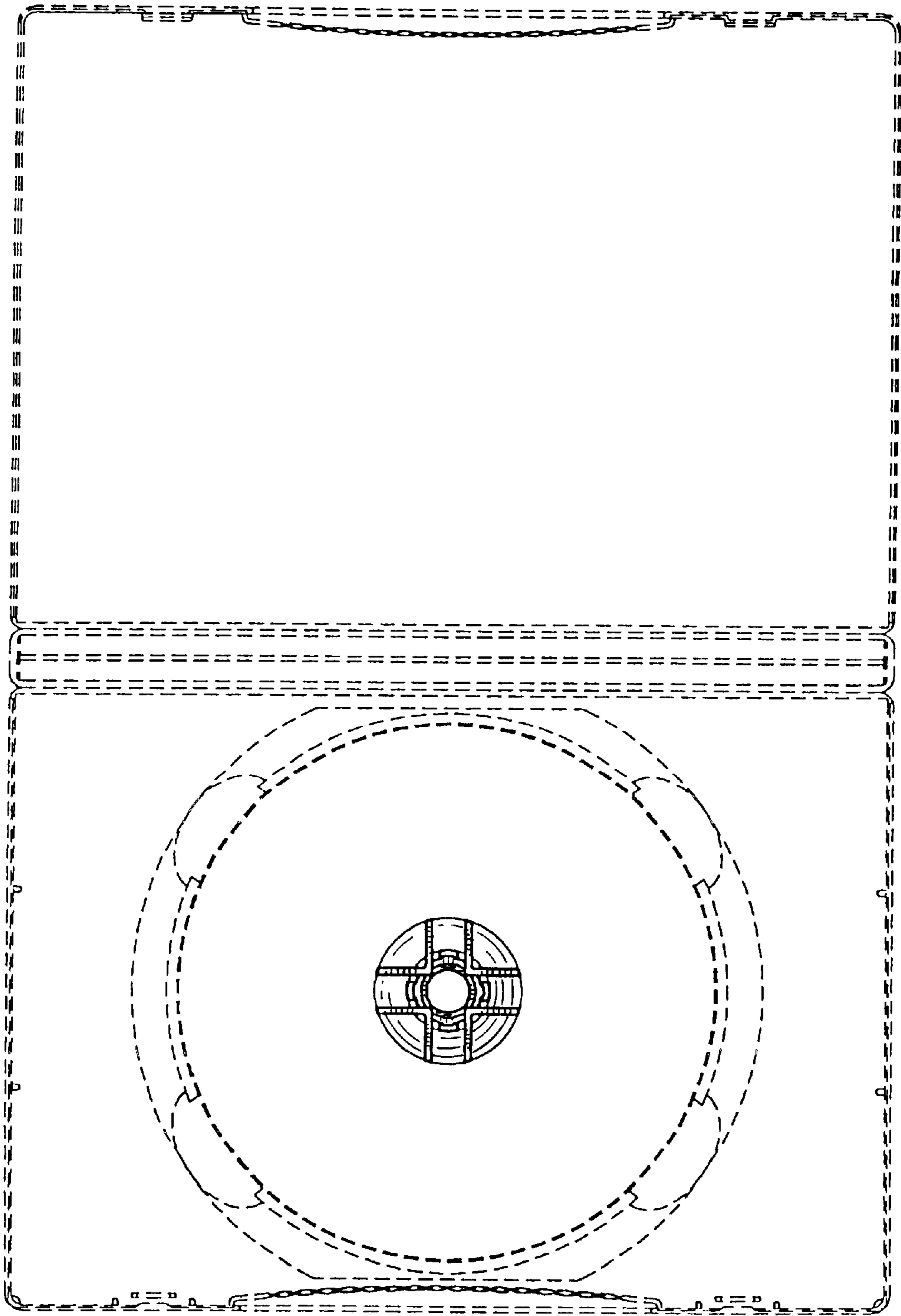


FIG. 3

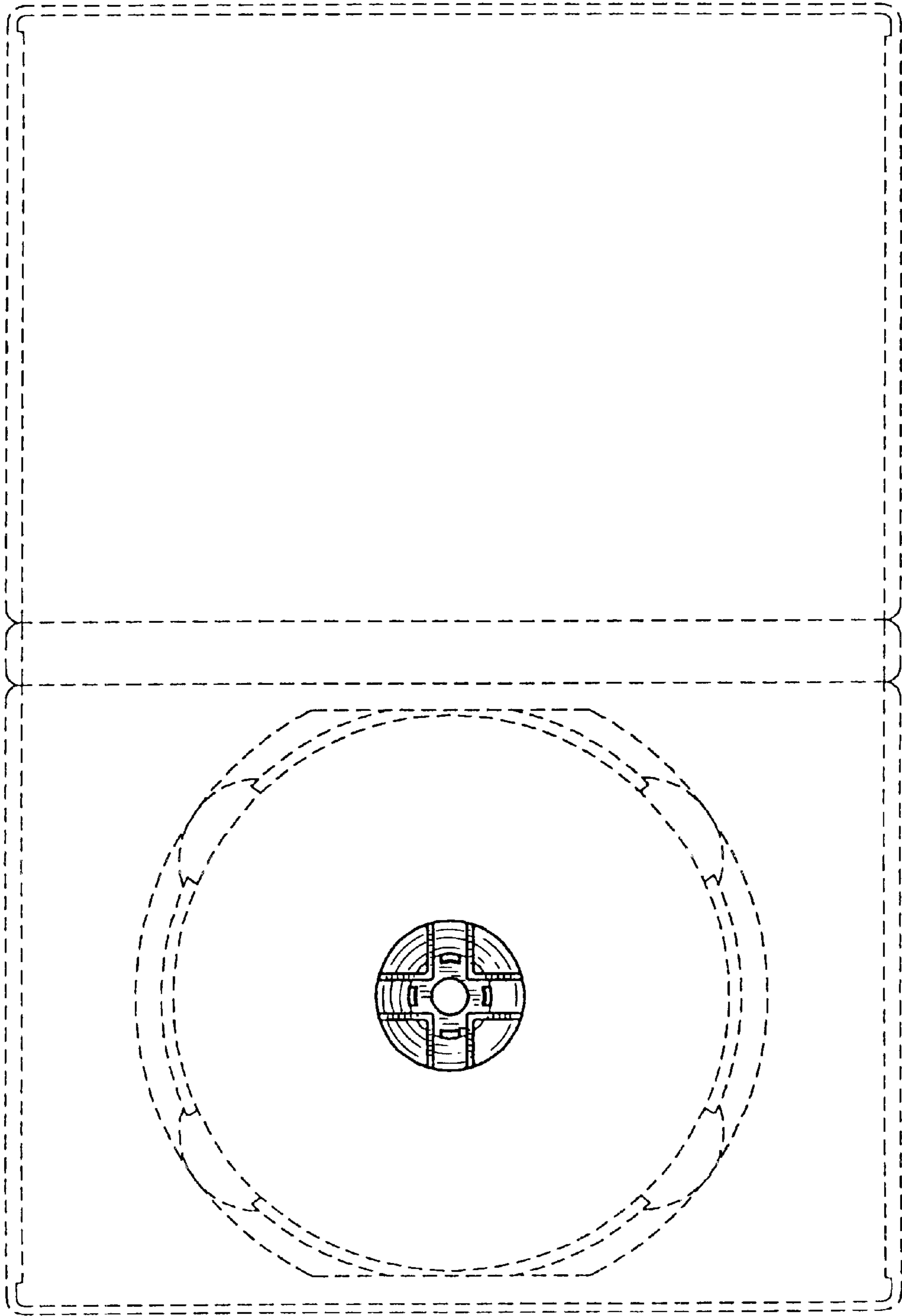


FIG. 4