



US00D453078S

(12) **United States Design Patent**
Yamazaki et al.

(10) **Patent No.:** **US D453,078 S**

(45) **Date of Patent:** **** Jan. 29, 2002**

(54) **SEAT FOR AN AUTOMOBILE**

(75) Inventors: **Yuichi Yamazaki; Yuichi Komuro,**
both of Wako (JP)

(73) Assignee: **Honda Giken Kogyo Kabushiki**
Kaisha, Tokyo (JP)

(**) Term: **14 Years**

(21) Appl. No.: **29/131,440**

(22) Filed: **Dec. 7, 2000**

(30) **Foreign Application Priority Data**

Jun. 14, 2000 (JP) 12-015964

(51) **LOC (7) Cl.** **06-01**

(52) **U.S. Cl.** **D6/356**

(58) **Field of Search** D6/334, 356, 367,
D6/368, 374, 375, 381, 500-502; 297/232,
284.3, 353, 354.1, 452.24, 452.26, 452.34,
452.35

(56) **References Cited**

U.S. PATENT DOCUMENTS

- D317,534 S 6/1991 Hansel
- D321,095 S 10/1991 Bockwoldt
- D385,117 S * 10/1997 Tomforde et al. D6/356
- D391,410 S * 3/1998 Tomforde et al. D6/356

- D392,116 S * 3/1998 Tomforde et al. D6/356
- D396,152 S 7/1998 Beermann et al.
- D440,062 S * 4/2001 Tsay D6/356
- D442,376 S * 5/2001 Norman D6/356

FOREIGN PATENT DOCUMENTS

JP 1045228 4/1999

* cited by examiner

Primary Examiner—Doris V. Coles

Assistant Examiner—Mimosa De

(74) *Attorney, Agent, or Firm*—Arent Fox Kintner Plotkin
& Kahn, PLLC

(57) **CLAIM**

The ornamental design for a seat for an automobile, as shown and described.

DESCRIPTION

FIG. 1 is a front view of a seat for an automobile showing our new design;

FIG. 2 is a rear view thereof;

FIG. 3 is a right side elevational view thereof;

FIG. 4 is a left side elevational view thereof;

FIG. 5 is a top plan view thereof;

FIG. 6 is a bottom plan view thereof; and,

FIG. 7 is a perspective view thereof.

1 Claim, 4 Drawing Sheets



FIG.1




FIG.2




FIG.3




FIG.4

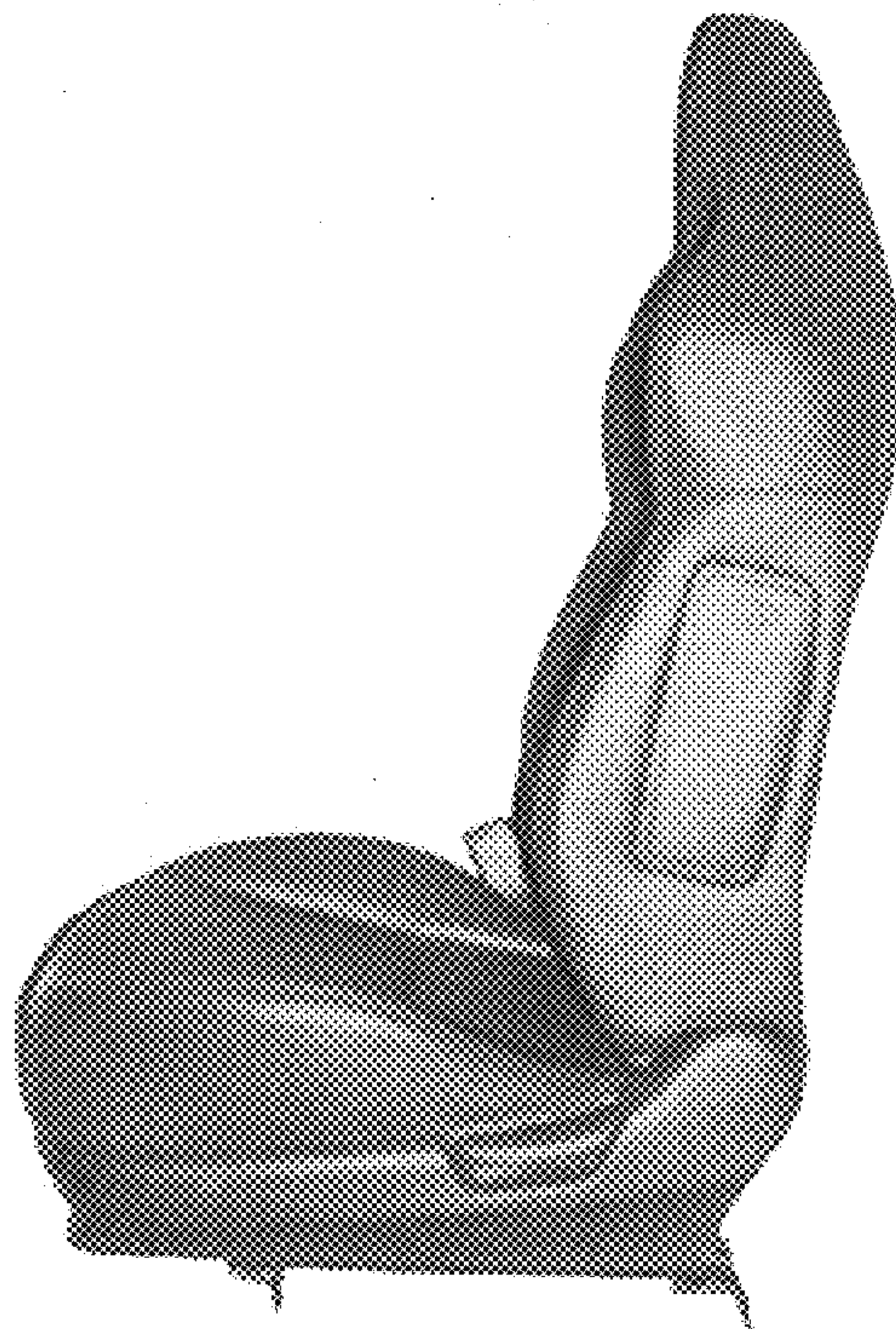


FIG.5




FIG.6




FIG. 7

