



US00D453076S

(12) **United States Design Patent**
Naghibi

(10) **Patent No.: US D453,076 S**

(45) **Date of Patent: ** Jan. 29, 2002**

(54) **BRISTLE FOR A BRUSH**

6,045,911 A 4/2000 Legrand et al.
6,094,769 A 8/2000 Driesen et al.

(75) Inventor: **Moosa Naghibi**, London (GB)

FOREIGN PATENT DOCUMENTS

(73) Assignee: **E. I. du Pont de Nemours and Company**, Wilmington, DE (US)

BE	687 272	3/1967
DE	11 40 901	12/1962
DE	3116189	* 12/1982
DE	85 22 986	11/1985
DE	195 33 815	3/1997
DE	196 40 852	4/1998
EP	0475314	3/1992
GB	908466	10/1962
GB	1098357	1/1968
GB	1129377	10/1968
GB	2327599	2/1999
IT	345241	12/1936
WO	WO 97/01974	* 1/1997
WO	WO 97/09906	3/1997
WO	WO 97/38603	10/1997
WO	WO 99/55195	11/1999

(**) Term: **14 Years**

(21) Appl. No.: **29/108,706**

(22) Filed: **Aug. 2, 1999**

(51) **LOC (7) Cl. 04-01**

(52) **U.S. Cl. D4/136**

(58) **Field of Search** D4/136, 199; D24/194;
D28/34; 15/110, 159.1, 160, 188, 207.2,
DIG. 6; 132/320, 901; 601/136, 137, 139;
D11/117, 119, 121

(56) **References Cited**

OTHER PUBLICATIONS

U.S. PATENT DOCUMENTS

Provisional Appln. No. 60/142,772 Filed Jul. 8, 1999 in the Name of Naghibi Now Abandoned.

877,324 A	1/1908	Gilbert
2,110,371 A	3/1938	Radford
2,734,329 A	2/1956	Fogle
2,806,476 A	9/1957	Thompson
3,422,176 A	1/1969	Jamison
3,567,569 A	* 3/1971	Ono et al. 15/207.2 X
3,592,727 A	7/1971	Weaver et al.
3,691,748 A	9/1972	Buzano
4,059,950 A	11/1977	Negishi et al.
4,295,832 A	10/1981	Karell
4,373,541 A	2/1983	Nishioka 15/167.1
4,493,126 A	1/1985	Uy 15/186
4,545,393 A	* 10/1985	Gueret et al. 132/320 X
4,610,926 A	9/1986	Tezuka
4,902,230 A	2/1990	Jones
5,208,108 A	5/1993	Russell et al.
5,460,883 A	10/1995	Barber, Jr. et al.
5,545,480 A	8/1996	Lalani
5,626,961 A	5/1997	Aneja
5,731,084 A	3/1998	Smith
5,816,728 A	10/1998	Nardolillo et al.
5,845,652 A	12/1998	Tseng et al.
6,003,525 A	12/1999	Katz

* cited by examiner

Primary Examiner—Robin V. Taylor
Assistant Examiner—Lavone Tabor

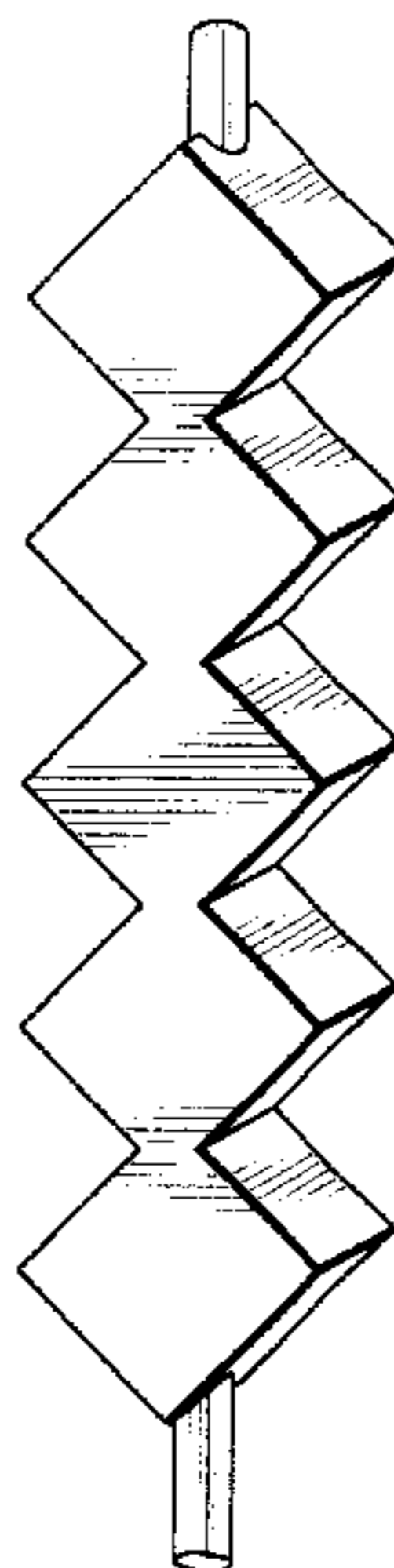
(57) **CLAIM**

The ornamental design for a bristle for a brush, as shown and described.

DESCRIPTION

FIG. 1 is a perspective view of a bristle for a brush showing my new design;
FIG. 2 is a front elevation view thereof;
FIG. 3 is a side elevation view thereof;
FIG. 4 is a top plan view thereof; and,
FIG. 5 is a bottom plan view thereof.
The bottom end of the bristle is shown broken away to indicate indeterminate length.

1 Claim, 1 Drawing Sheet



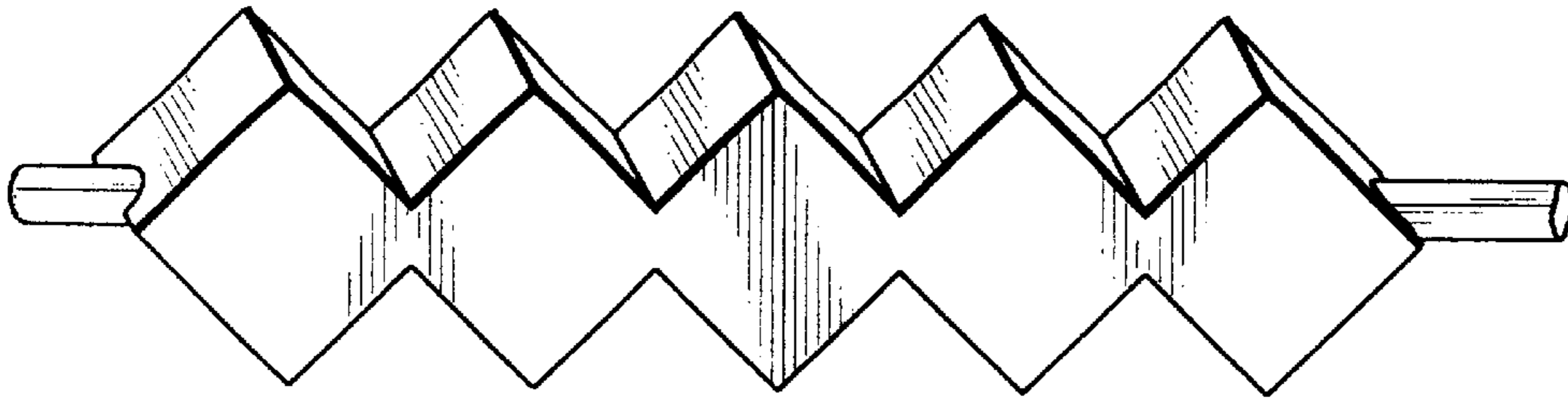


FIG. 1

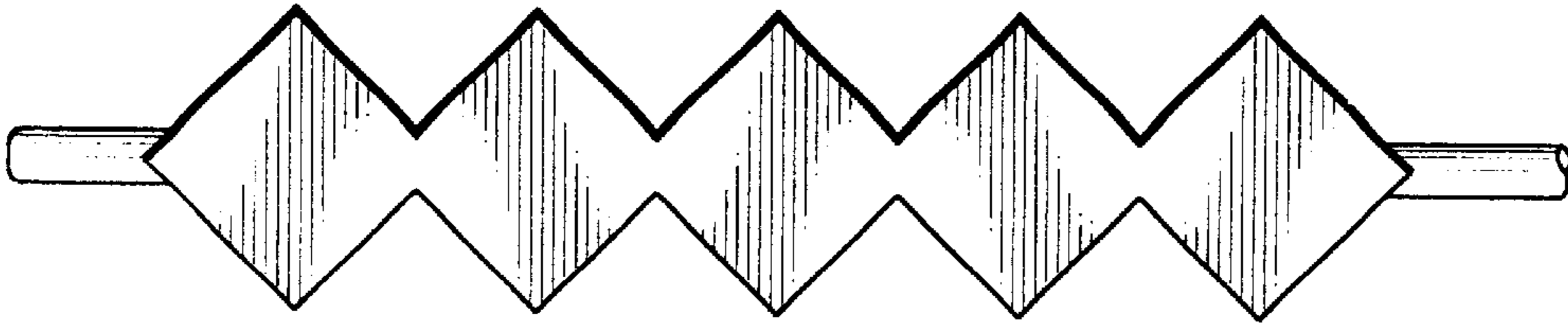


FIG. 2



FIG. 3

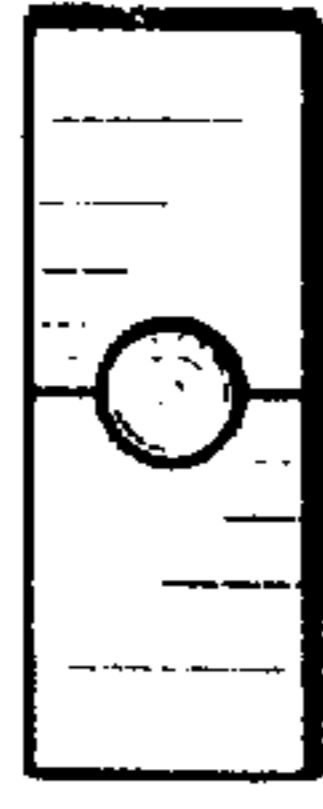


FIG. 4

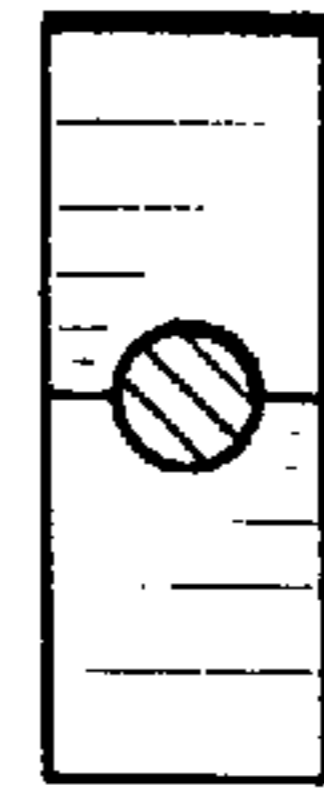


FIG. 5