



US00D453073S

(12) **United States Design Patent**
Kelly, Sr.

(10) **Patent No.:** **US D453,073 S**
(45) **Date of Patent:** **** Jan. 29, 2002**

(54) **POSTAL CARRIER TRAY**

(76) Inventor: **William O Kelly, Sr.**, 3227 Walters La.,
101, Forestville, MD (US) 20747

(**) Term: **14 Years**

(21) Appl. No.: **29/144,979**

(22) Filed: **Jul. 13, 2001**

(51) **LOC (7) Cl.** **03-01**

(52) **U.S. Cl.** **D3/315; D3/215**

(58) **Field of Search** D3/201, 215, 304,
D3/315; D19/75, 78, 86, 90, 91, 92, 99,
100, 87, 88, 65, 52, 59, 62; 206/215, 425,
555, 557, 561; 211/10, 11, 126.1, 126.2,
126.4, 126.5, 126.6, 126.7, 90.01, 134,
135, 193; 281/44; 108/43; 224/219, 220,
221, 222, 267, 270, 277; 248/441.1, 453,
460, 444; D14/447; D6/406.4, 406.5, 572,
573, 574, 567; D7/698; D25/62, 68, 58,
102, 127; D12/217, 177; 188/32; D34/38;
D21/334, 349

(56) **References Cited**

U.S. PATENT DOCUMENTS

2,020,514 A	11/1935	Moffitt	
2,590,732 A	3/1952	Simancik	
D192,566 S	* 4/1962	Perry D19/91
D203,101 S	12/1965	Holder	
4,073,460 A	* 2/1978	Dale 248/441.1

D268,133 S	*	3/1983	Drake	D25/68
4,750,657 A		6/1988	King		
5,348,263 A		9/1994	Hubbard		
D354,636 S	*	1/1995	Cable	D19/52
5,421,499 A	*	6/1995	Bauer	224/270
D372,371 S	*	8/1996	Grove, Jr.	248/453
5,810,220 A		9/1998	Petersen		
D415,482 S	*	10/1999	Jolson	D34/38
D437,600 S	*	2/2001	Calfee	D14/447
6,231,023 B1	*	5/2001	Morton	248/441.1

* cited by examiner

Primary Examiner—Doris V. Coles
Assistant Examiner—Elizabeth A. Albert


(57) **CLAIM**

The ornamental design for a postal carrier tray, as shown and described.

DESCRIPTION

FIG. 1 is a front elevational view of the postal carrier tray of the present invention;
FIG. 2 is a rear elevational view of the postal carrier tray of FIG. 1;
FIG. 3 is a left side elevational view of the postal carrier tray of FIG. 1; the right side view being a mirror image thereof; and,
FIG. 4 is a top plan view of the postal carrier tray of FIG. 1; the bottom view being a mirror image thereof.

1 Claim, 2 Drawing Sheets






FIG. 2




FIG. 1



FIG. 3




FIG. 4