



US00D453070S

(12) **United States Design Patent**  
**Jacobs**

(10) **Patent No.:** **US D453,070 S**

(45) **Date of Patent:** **\*\* Jan. 29, 2002**

(54) **HANDBAG**

(75) **Inventor:** **Marc Jacobs, Paris (FR)**

(73) **Assignee:** **Louis Vuitton Malletier, Paris (FR)**

(\*\*) **Term:** **14 Years**

(21) **Appl. No.:** **29/139,943**

(22) **Filed:** **Apr. 10, 2001**

(30) **Foreign Application Priority Data**

Oct. 11, 2000 (FR) ..... 00 5901

(51) **LOC (7) Cl.** ..... **03-01**

(52) **U.S. Cl.** ..... **D3/234**

(58) **Field of Search** ..... D3/232, 233, 234,  
D3/238, 243, 244, 245, 246, 247, 303;  
150/100, 103, 105, 107, 149; 190/903;  
D11/116; 224/578, 579

(56) **References Cited**

**U.S. PATENT DOCUMENTS**

3,292,748 A \* 12/1966 Rifkin ..... 190/903  
D239,741 S \* 4/1976 Mommsen ..... D3/234

D244,914 S \* 7/1977 Nicol ..... D3/303 X  
4,575,125 A \* 3/1986 Augier ..... D11/116 X  
D331,837 S \* 12/1992 Bentsen ..... 150/100  
D446,645 S \* 8/2001 Hanley ..... D3/232

\* cited by examiner

*Primary Examiner*—Louis S. Zarfes

*Assistant Examiner*—Monica A. Weingart

(74) *Attorney, Agent, or Firm*—Finnegan, Henderson,  
Farabow, Garrett & Dunner, L.L.P.

(57) **CLAIM**

The ornamental design for the handbag, as shown and described.

**DESCRIPTION**


FIG. 1 is a left-side perspective view of my new design;  
FIG. 2 is a left-side view of my new design;  
FIG. 3 is a right-side view of my new design;  
FIG. 4 is a first-end view of my new design;  
FIG. 5 is the opposite-end view of that depicted in FIG. 4;  
FIG. 6 is the top view of my new design; and,  
FIG. 7 is the bottom view of my new design.

**1 Claim, 4 Drawing Sheets**





**FIG. 1**




**FIG. 2**



*FIG. 3*




*FIG. 4*



**FIG. 5**



**FIG. 6**



**FIG. 7**