



US00D453059S

(12) **United States Design Patent**
Kim

(10) **Patent No.:** **US D453,059 S**

(45) **Date of Patent:** **** Jan. 29, 2002**

(54) **GIRDLE**

(76) **Inventor:** **Park Kim**, 33-102 Hyosung Villa, 83
Chungdam-dong Kangnam-ku, Seoul
(KR)

(**) **Term:** **14 Years**

(21) **Appl. No.:** **29/125,496**

(22) **Filed:** **Jun. 26, 2000**

Related U.S. Application Data

(63) Continuation-in-part of application No. 29/107,460, filed on
Jul. 8, 1999, now abandoned.

(51) **LOC (7) Cl.** **02-01**

(52) **U.S. Cl.** **D2/704; D2/700; D2/701;**
D2/702

(58) **Field of Search** **D2/701, 702, 703,**
D2/704, 706, 707, 710, 711, 712, 713,
714, 738; D24/124, 126; 2/67, 78.2, 78.3,
227, 228, 238, 400, 402, 403, 406, 408,
DIG. 9; 450/5, 39, 41, 43, 74, 104, 109,
116; 602/70, 72

(56) **References Cited**

U.S. PATENT DOCUMENTS

D101,755 S * 10/1936 Stern D2/704
D133,569 S * 8/1942 Welsch D2/704
D192,915 S * 5/1962 Bayer D2/704
3,362,410 A * 1/1968 Jagers 450/116
D211,231 S * 6/1968 Salisky D2/702

3,486,507 A * 12/1969 Bregenzer et al. 450/104
3,513,853 A * 5/1970 Marino 450/104
3,513,854 A * 5/1970 Meyer 450/104
3,515,141 A * 6/1970 Black 450/109
D218,382 S * 8/1970 Erteszek D2/704
D226,695 S * 4/1973 Barg D2/704

OTHER PUBLICATIONS

Spiegel: Fall/Winter 1968; p. 159—Girdle (Lower centre of
page).*

Sears: Spring/Summer 1978; p. 217—Girdle (upper corner
of page).*

* cited by examiner

Primary Examiner—Celia Murphy

(74) *Attorney, Agent, or Firm*—Jacobson Holman, PLLC

(57) **CLAIM**

The ornamental design for girdle, as shown and described.

DESCRIPTION

FIG. 1 is a perspective view of a girdle showing my new
design;

FIG. 2 is a bottom plan view thereof;

FIG. 3 is a top plan view thereof;

FIG. 4 is a front elevational view thereof;

FIG. 5 is a rear elevational view thereof;

FIG. 6 is a left side view thereof; and,

FIG. 7 is a right side view thereof.

The broken lines shown throughout the views are under-
stood to represent stitching.

1 Claim, 5 Drawing Sheets

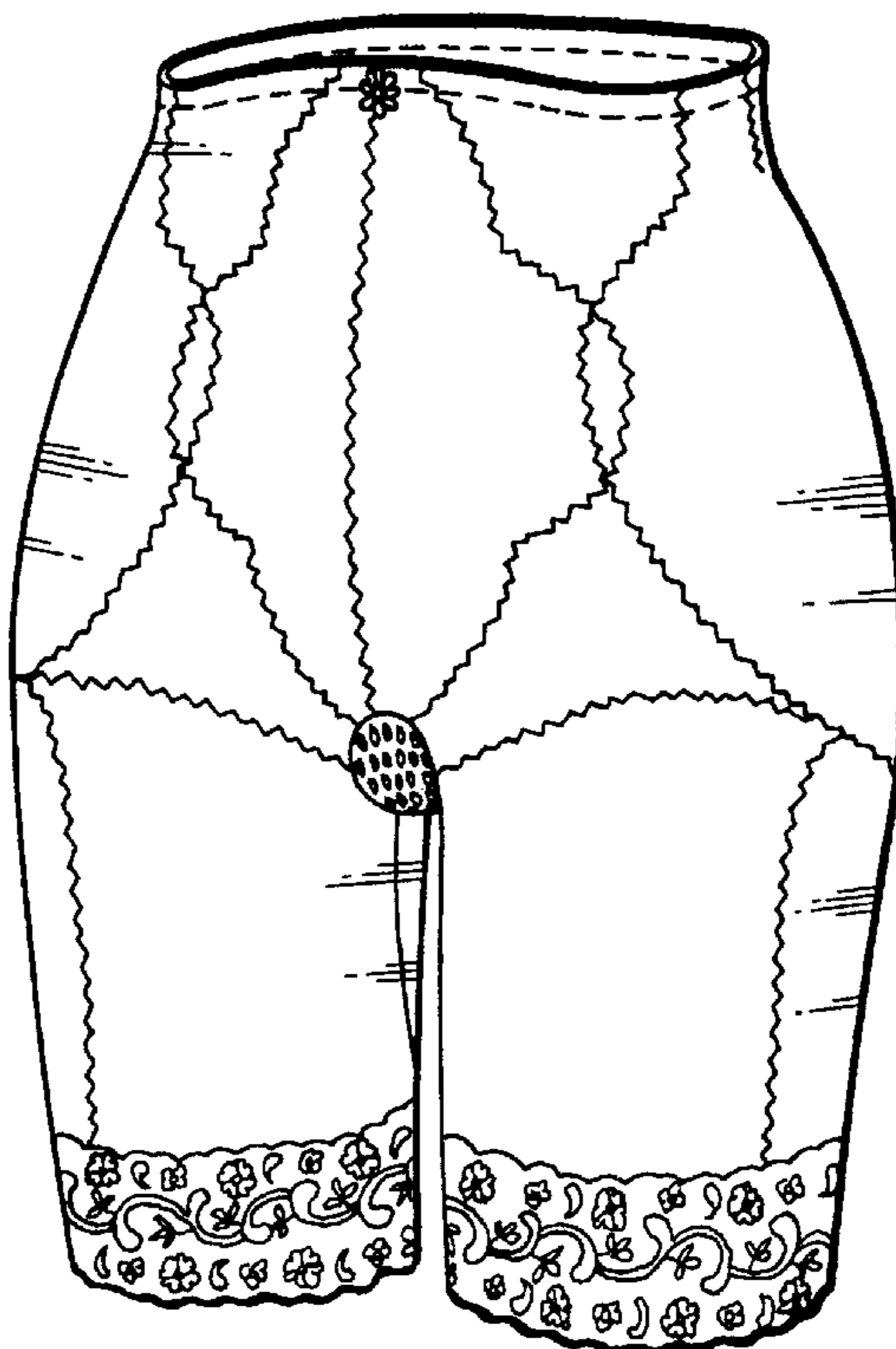


Fig. 1

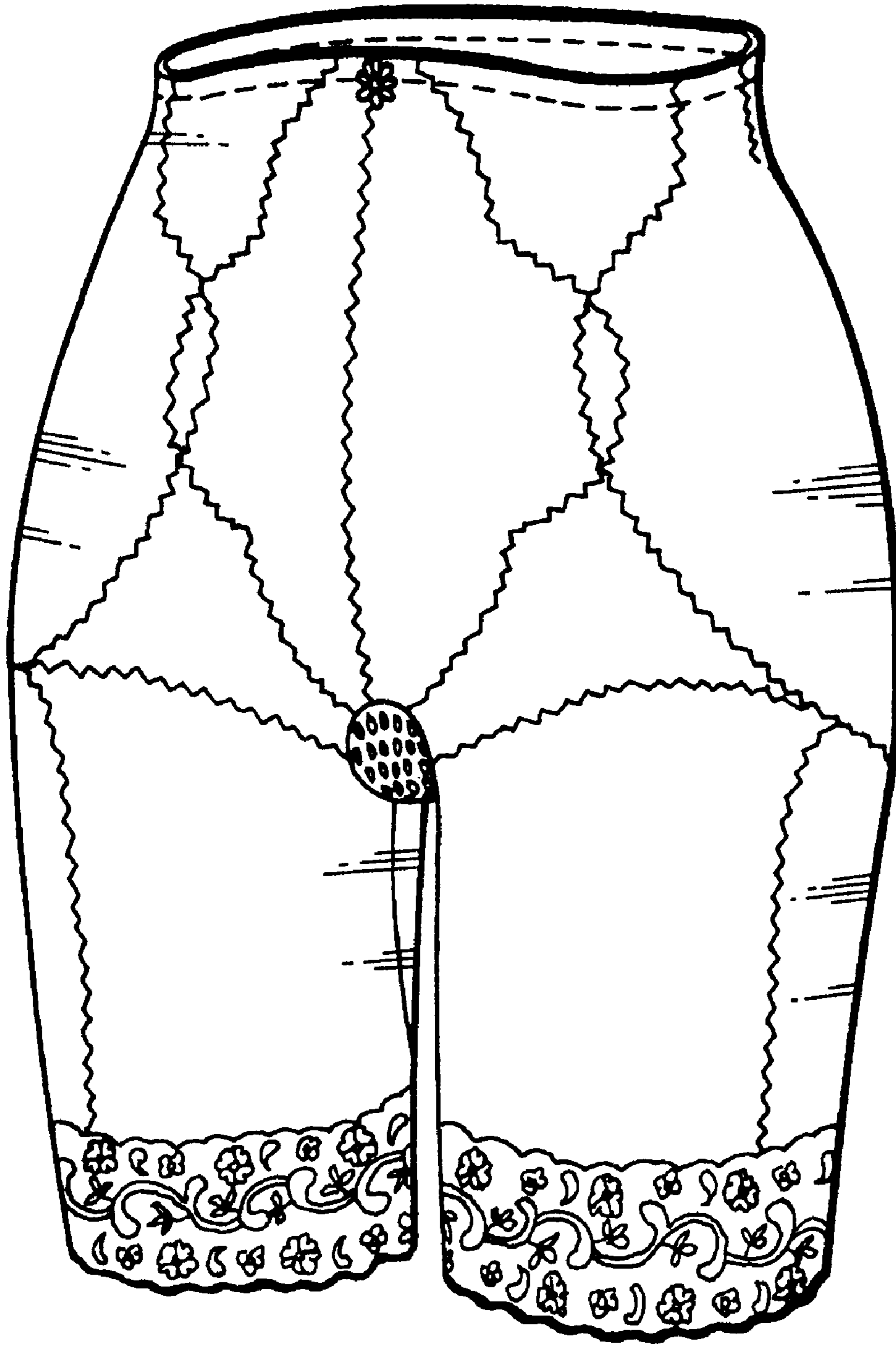


Fig.2



Fig.3




Fig.4

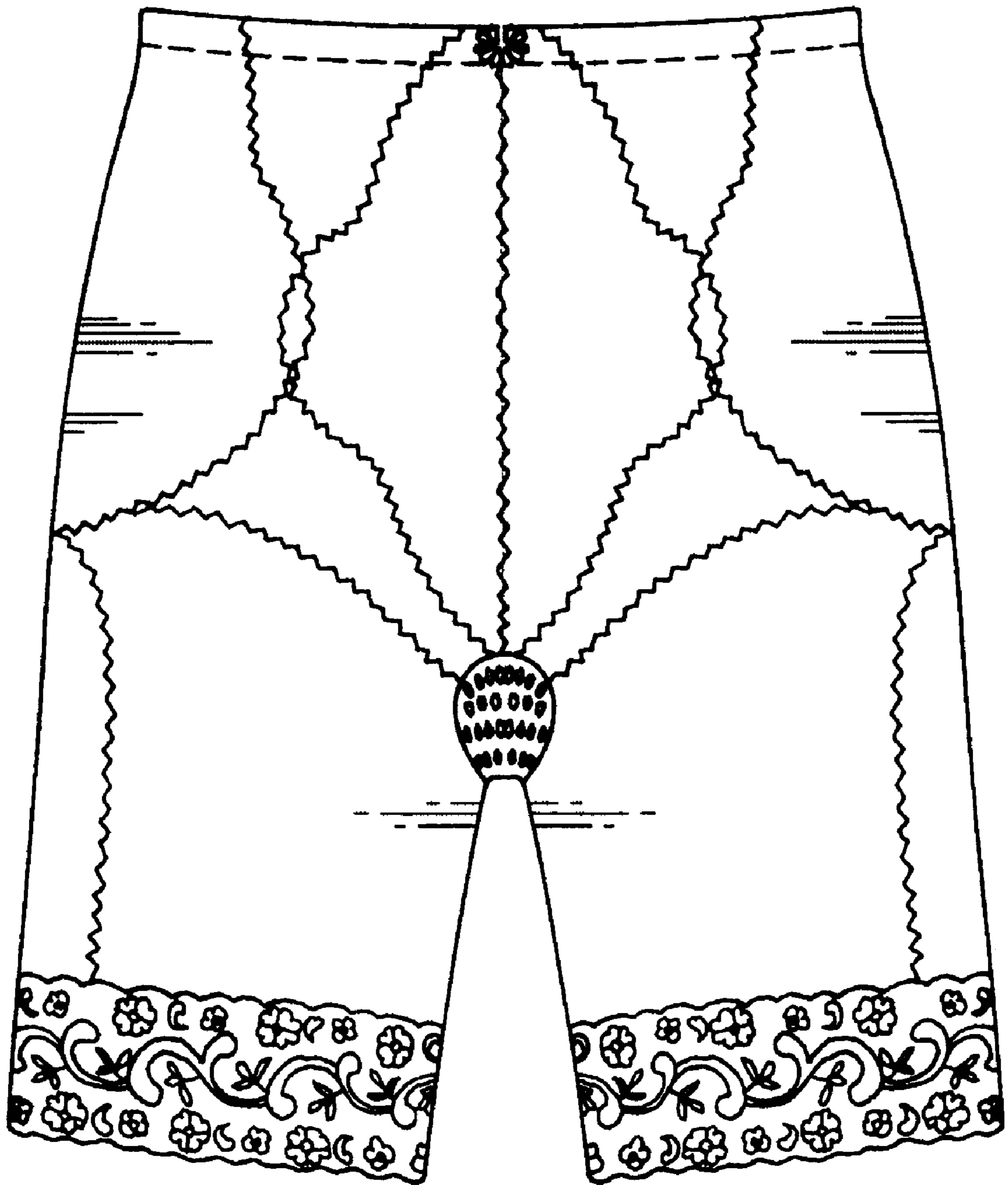


Fig.5

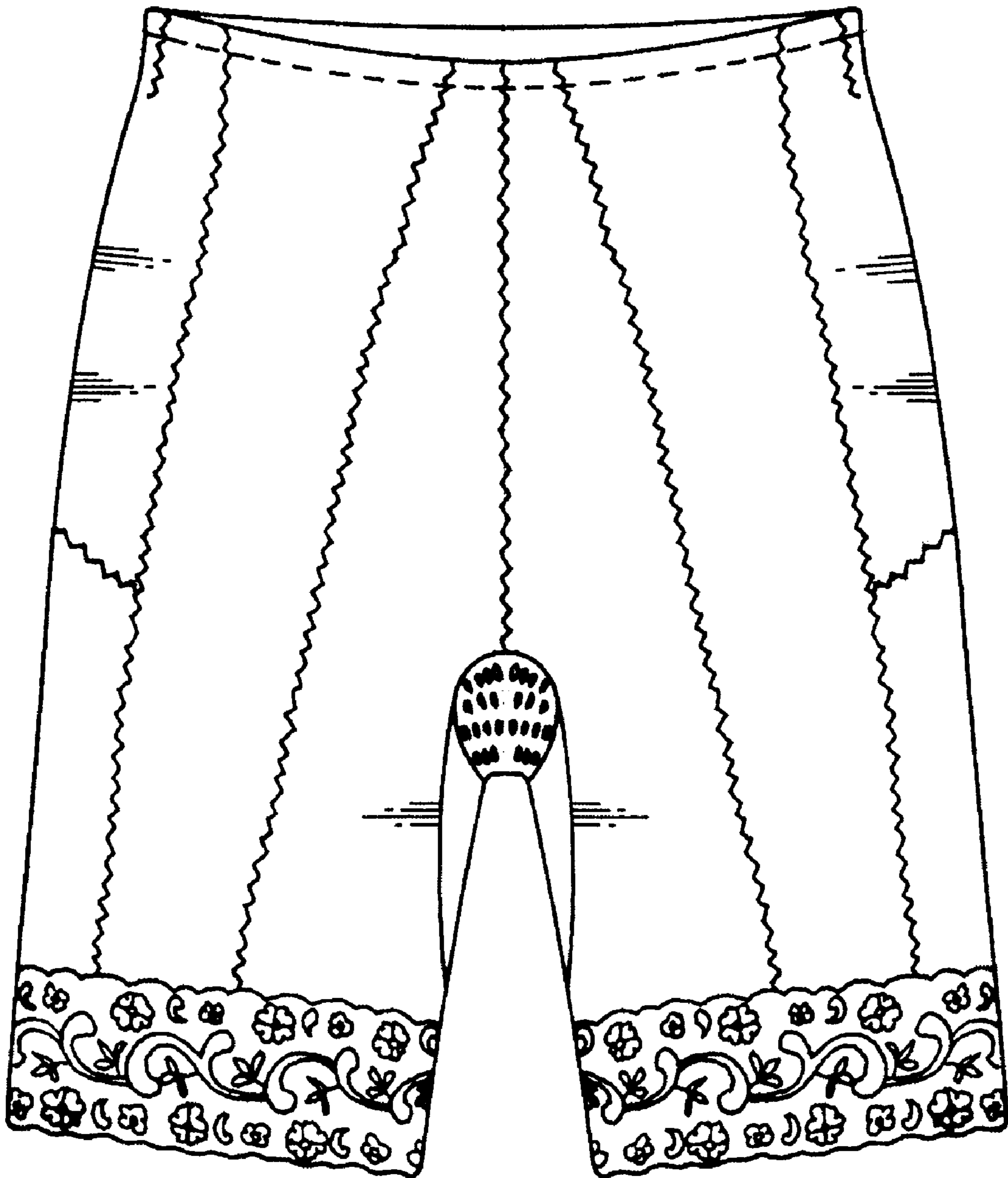


Fig.6



Fig.7

