



US00D453053S

(12) **United States Design Patent**
Minnelli

(10) **Patent No.:** **US D453,053 S**

(45) **Date of Patent:** **** Jan. 22, 2002**

(54) **HEADBAND**

(76) **Inventor:** **Mia Minnelli**, 1770 Broadway #101,
San Francisco, CA (US) 94109

(**) **Term:** **14 Years**

(21) **Appl. No.:** **29/136,366**

(22) **Filed:** **Jan. 30, 2001**

(51) **LOC (7) Cl.** **28-03**

(52) **U.S. Cl.** **D28/41**

(58) **Field of Search** D28/39-43; D2/634,
D2/637, 625, 869, 871, 874, 875, 877,
881, 894; D11/3, 4; 132/273, 275

(56) **References Cited**

U.S. PATENT DOCUMENTS

- 38,574 A * 5/1863 Edwards
- 1,481,778 A * 1/1924 Salomons 132/275
- 2,016,210 A * 10/1935 Mann
- D143,702 S * 2/1946 Baxter

- 2,595,657 A * 5/1952 Harmon 132/273
- D338,551 S * 8/1993 Teague D2/881
- 5,899,211 A * 5/1999 Brown 132/273
- D413,693 S * 9/1999 Minnelli D28/41
- 6,263,884 B1 * 7/2001 Minnelli 132/273

* cited by examiner

Primary Examiner—Lucy Lieberman

(74) *Attorney, Agent, or Firm*—Goldstein Law Offices, P.C.

(57) **CLAIM**

The ornamental design for a headband, as shown and described.

DESCRIPTION

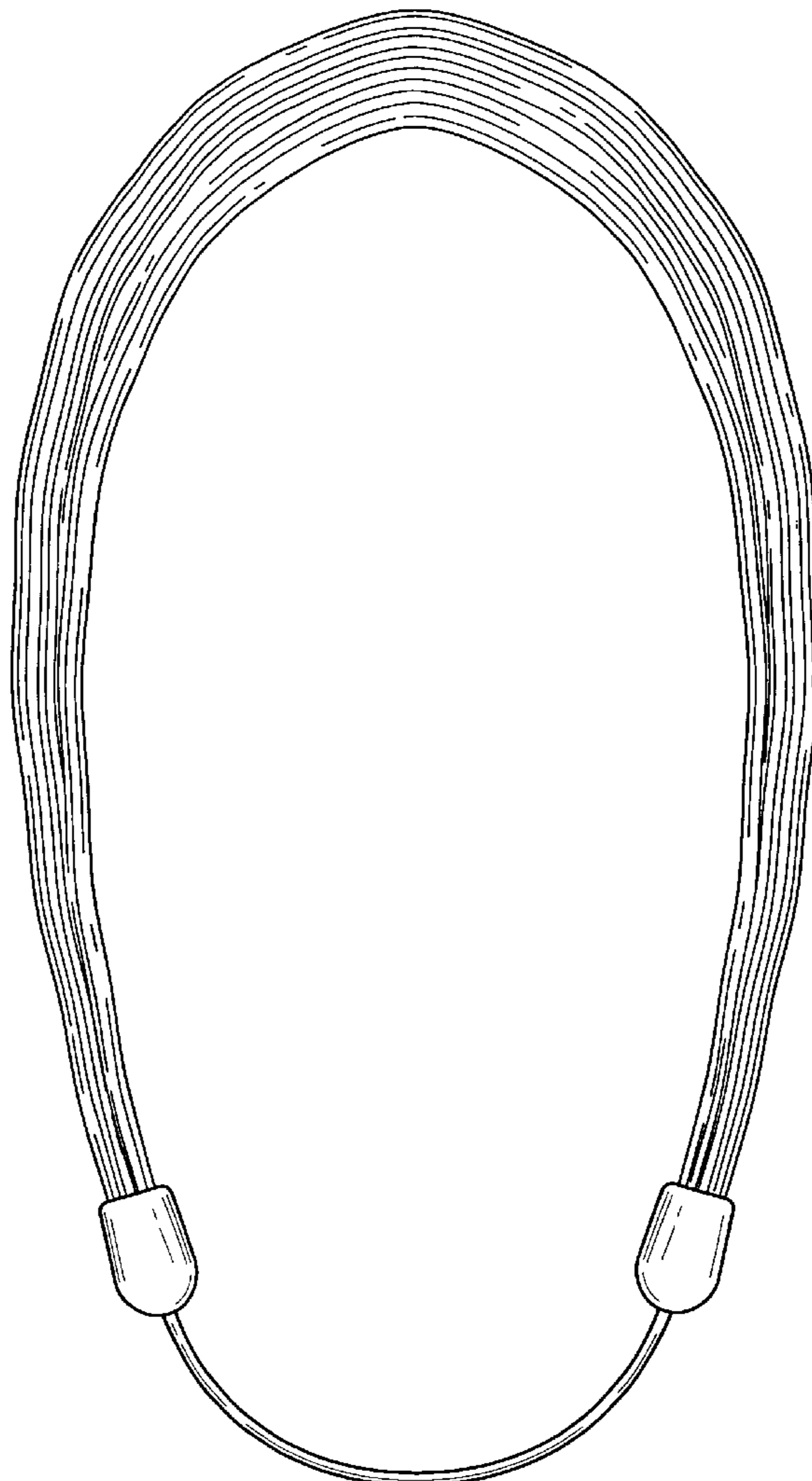
FIG. 1 is a front elevational view of a headband, the rear elevational view being a mirror image of the front view.

FIG. 2 is a left side elevational view thereof, the right side elevational view being a mirror image of the left side view.

FIG. 3 is a top plan view thereof; and,

FIG. 4 is a bottom plan view thereof.

1 Claim, 2 Drawing Sheets






Fig. 2

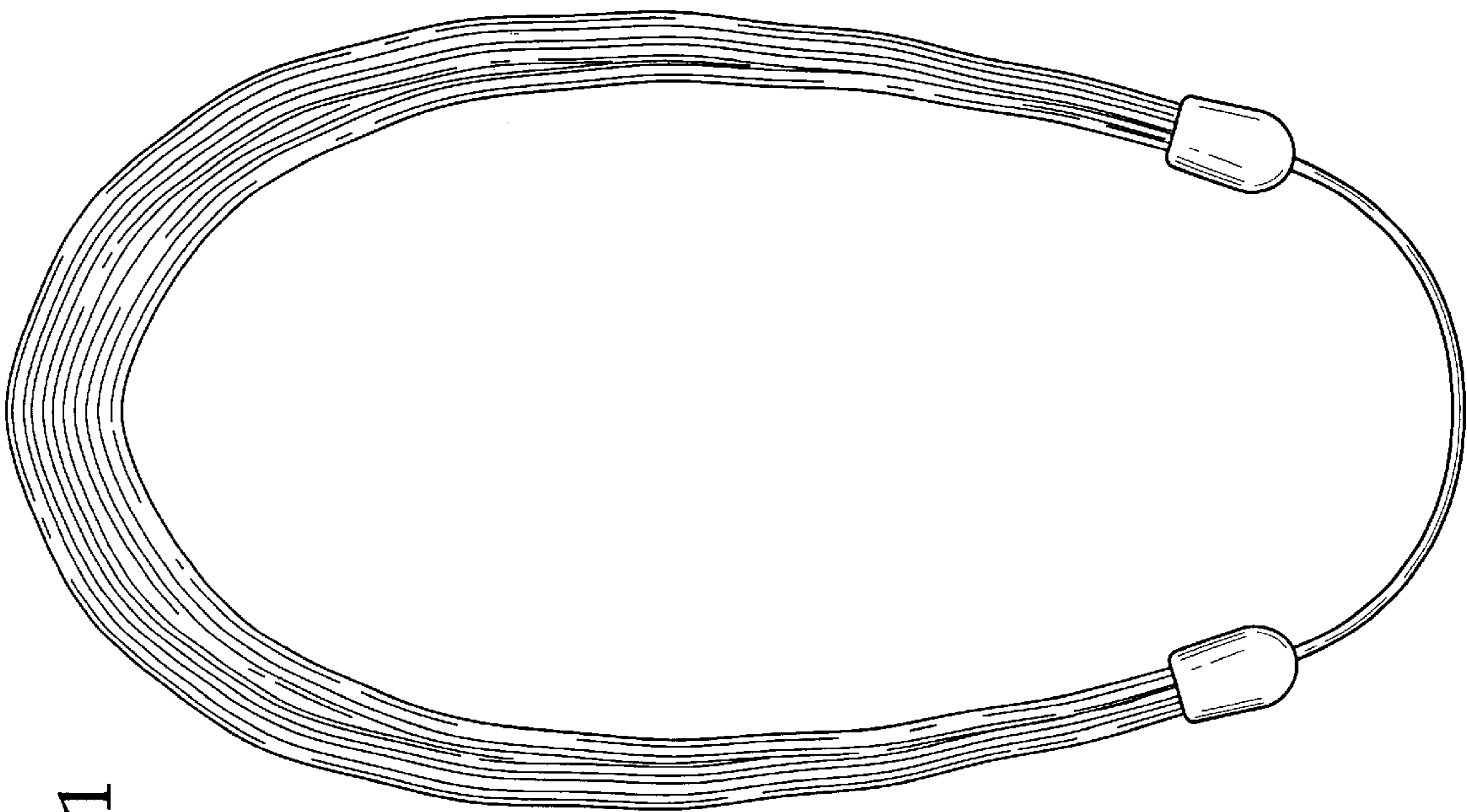


Fig. 1




Fig. 3




Fig. 4