

US00D453041S

(12) **United States Design Patent** (10) **Patent No.:** **US D453,041 S**  
**Nelson** (45) **Date of Patent:** **\*\* Jan. 22, 2002**

(54) **AIR FRESHENER**

(75) Inventor: **Robert B. Nelson**, Shelburne Falls, MA (US)

(73) Assignee: **The Yankee Candle Company, Inc.**, South Deerfield, MA (US)

(\*\*) Term: **14 Years**

(21) Appl. No.: **29/132,619**

(22) Filed: **Nov. 14, 2000**

(51) **LOC (7) Cl.** ..... **23-04**

(52) **U.S. Cl.** ..... **D23/367**

(58) **Field of Search** ..... D23/366-369;  
422/123, 125, 305; 239/60, 211, 34, 55-59

(56) **References Cited**

**U.S. PATENT DOCUMENTS**

D223,578 S \* 5/1972 Labrecque ..... D23/368  
5,334,361 A \* 8/1994 Rafaelides et al. .... 422/305  
D382,051 S \* 8/1997 Doppes ..... D23/367

\* cited by examiner

*Primary Examiner*—Lisa Lichtenstein

(74) *Attorney, Agent, or Firm*—Brobeck Phleger & Harrison LLP

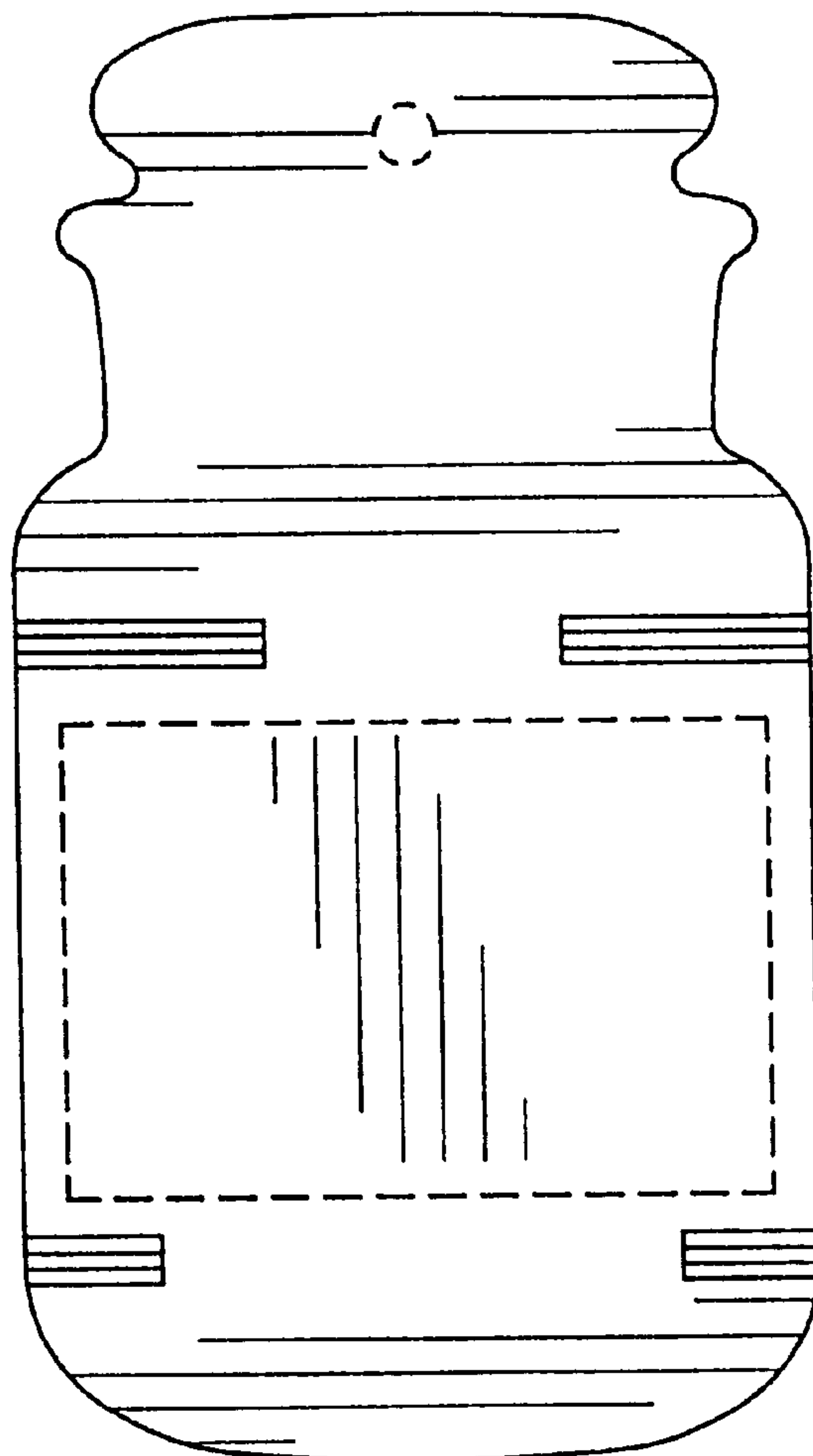
(57) **CLAIM**

The ornamental design for an air freshener, as shown and described.

**DESCRIPTION**

The present application is related to the following U.S. Design Patent Applications: U.S. Design patent application Ser. No. 29/132,616, filed Nov. 14, 2000, and U.S. Design patent application Ser. No. 29/132,615, filed Nov. 14, 2000. FIG. 1 is a frontal view of an air freshener according to my design, the back view being identical; FIG. 2 is a first side view of an air freshener, as shown in FIG. 1, the second side view being identical; FIG. 3 is a bottom view of an air freshener, as shown in FIG. 1; and, FIG. 4 is a top view of an air freshener, as shown in FIG. 1. The broken line showings in FIG. 1 are for illustrative purposes only and form no part of the claimed design.

**1 Claim, 1 Drawing Sheet**



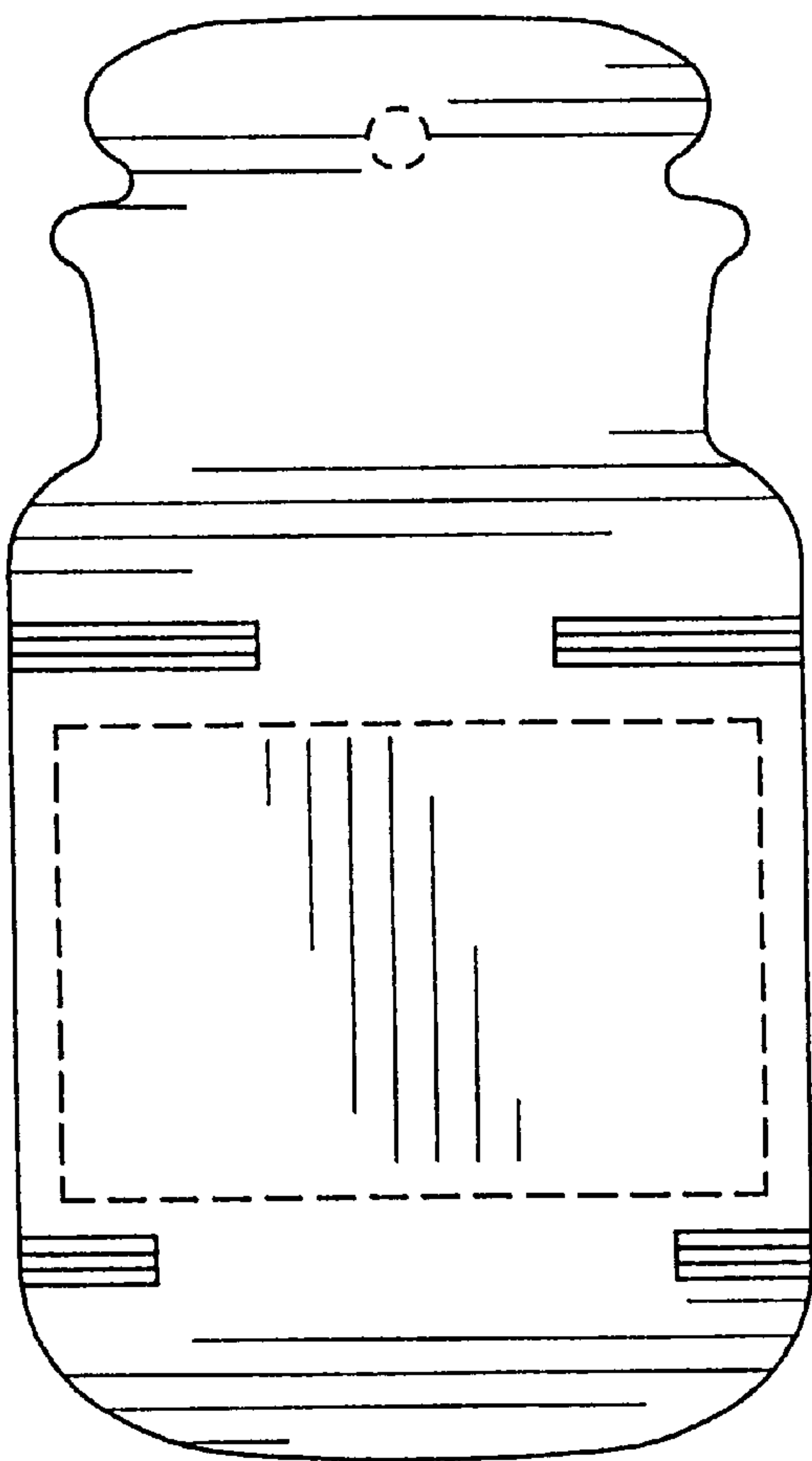


FIG. 1

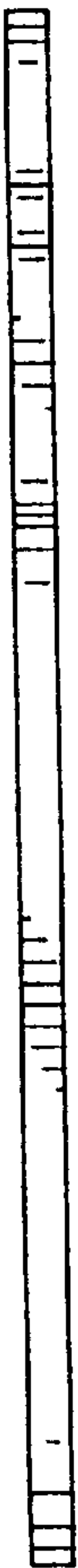


FIG. 2



FIG. 3



FIG. 4