



US00D453034S

(12) **United States Design Patent** (10) **Patent No.:** **US D453,034 S**
Turk (45) **Date of Patent:** **** *Jan. 22, 2002**

- (54) **DOLL**
- (76) Inventor: **Martin E. Turk**, 203 Yoakum Pkwy., No. 707, Alexandria, VA (US) 22304
- (*) Notice: This patent is subject to a terminal disclaimer.
- (**) Term: **14 Years**
- (21) Appl. No.: **29/127,505**
- (22) Filed: **Aug. 8, 2000**
- (51) **LOC (7) Cl.** **21-01**
- (52) **U.S. Cl.** **D21/621; D21/630; D21/648**
- (58) **Field of Search** **D21/621, 622, D21/630, 631, 633, 645-649; D11/160; 446/268, 369-372**

(56) **References Cited**

U.S. PATENT DOCUMENTS

- D79,800 S * 11/1929 Gibson
- D190,918 S * 7/1961 Dam D21/633
- D200,207 S * 2/1965 Dam D21/633
- D315,933 S * 4/1991 Sung

OTHER PUBLICATIONS

- The Gift and Art Buyer, Jul., 1962, p. 112, Scandinavian trolls.*
- Scandia House Enterprises, True Trolls Brochure, 1965, Troll dolls.*

Hong Kong Toys, 1992, p. 295, "Luck Troll" dolls.*
Norfin Trolls Playing Card, by Fundex,® 1992.*
Simplicity Pattern Book, Sep./Oct., 1994, p. 388, Doll #7 at the top of the page.*

* cited by examiner

Primary Examiner—Lucy Lieberman
(74) *Attorney, Agent, or Firm*—Birch, Stewart, Kolasch & Birch, LLP

(57) **CLAIM**

The ornamental design for a doll, as shown and described.

DESCRIPTION

FIG. 1 is a perspective front view of a doll showing my new design;
FIG. 2 is a perspective front view thereof with one arm placed behind the doll;
FIG. 3 is a left side view thereof;
FIG. 4 is a right side view thereof;
FIG. 5 is a rear view thereof; and,
FIG. 6 is a top plan view thereof.

The broken lines showing a dress and a ponytail holder are for illustrative purposes only and do not form part of the claimed design. All of the other broken lines on the doll represent stitching. The doll's left arm is shown in the front of the doll in FIGS. 1, 3 and 6 while it is shown in an alternate position behind the doll's back in FIGS. 2, 4 and 5.

1 Claim, 6 Drawing Sheets





FIG. 1




FIG. 2

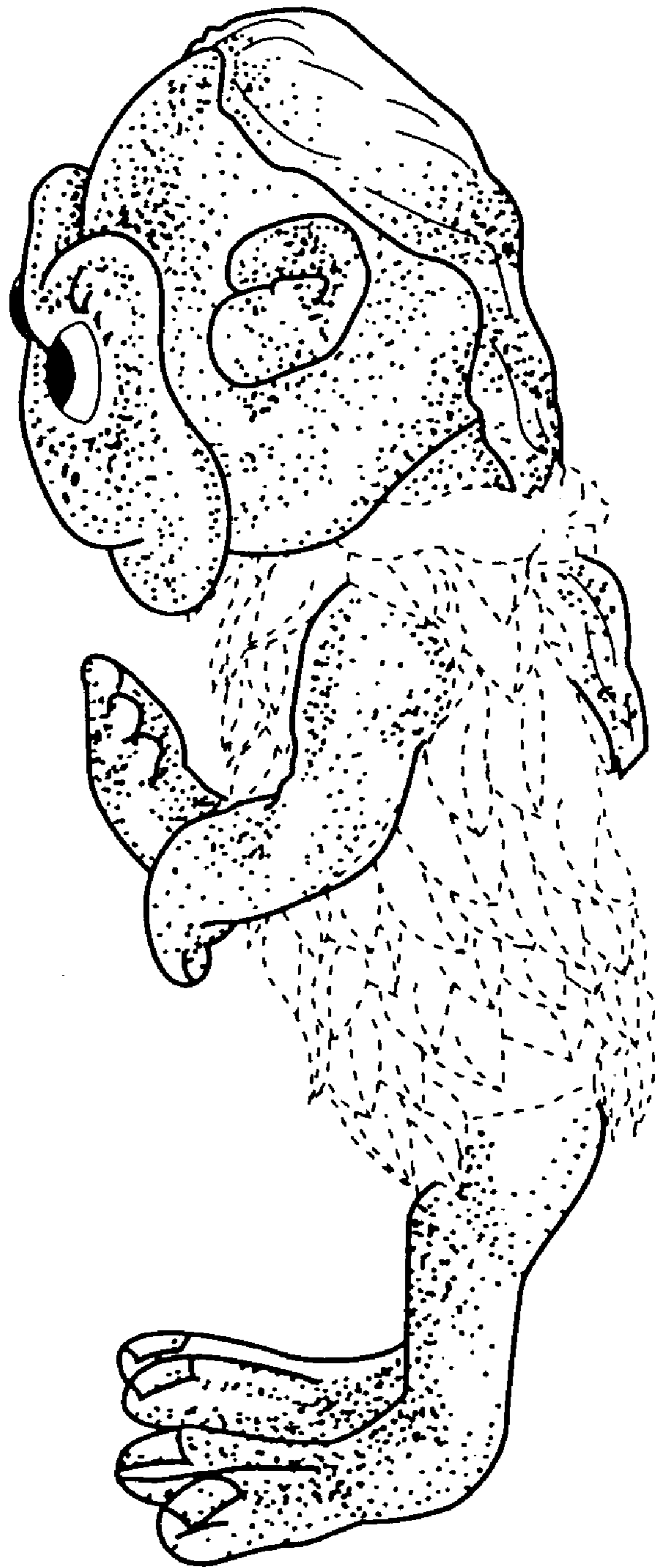


FIG. 3



FIG. 4



FIG. 5

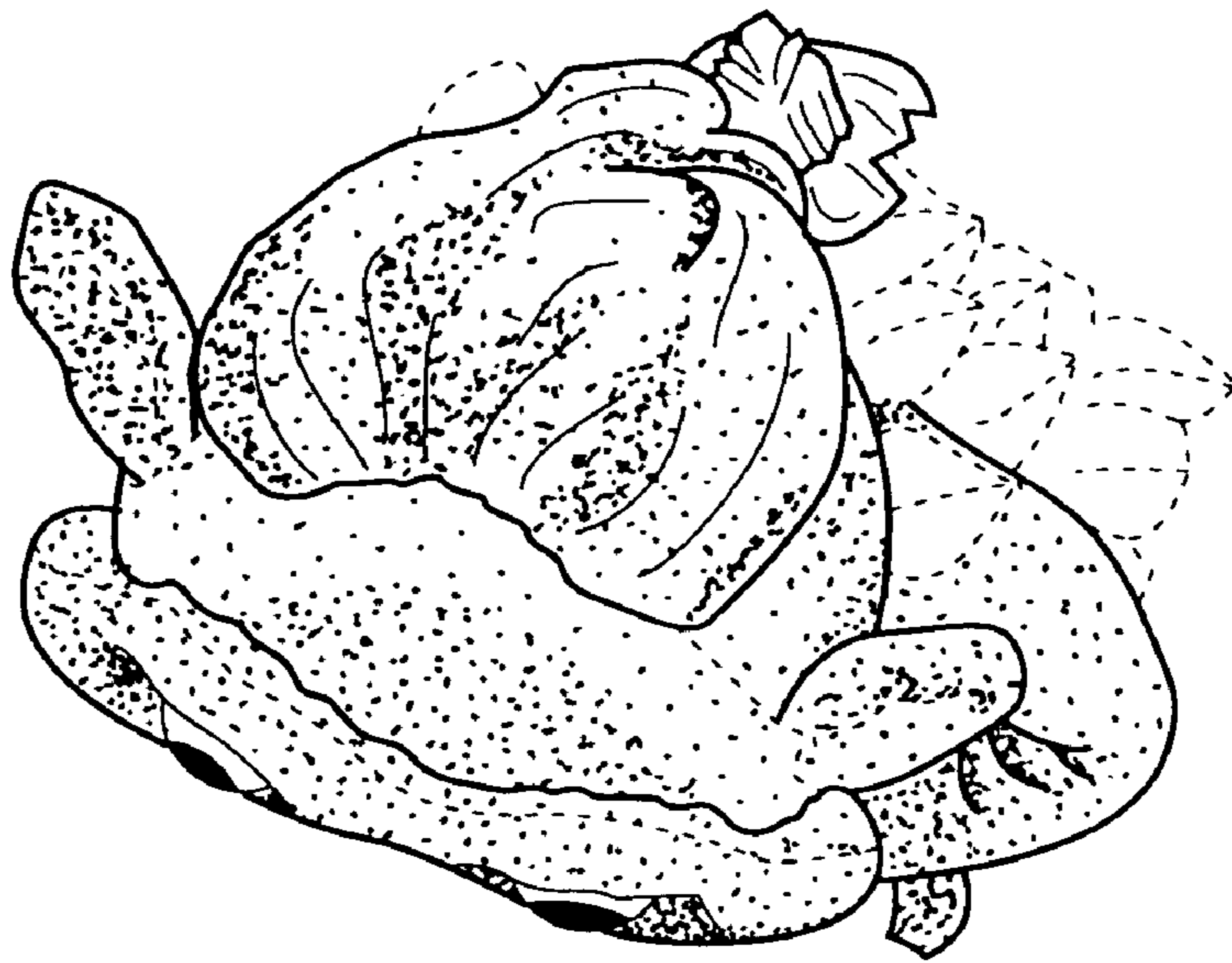


FIG. 6