



US00D453027S

(12) **United States Design Patent**  
**Andujar**

(10) **Patent No.:** **US D453,027 S**

(45) **Date of Patent:** **\*\* Jan. 22, 2002**

(54) **MESH FILE DRAWER**

(75) **Inventor:** **Mina Andujar**, Oak Park, IL (US)

(73) **Assignee:** **Design Ideas, Ltd.**, Springfield, IL (US)

(\*\*) **Term:** **14 Years**

(21) **Appl. No.:** **29/137,052**

(22) **Filed:** **Feb. 12, 2001**

(51) **LOC (7) Cl.** ..... **19-02**

(52) **U.S. Cl.** ..... **D19/90**

(58) **Field of Search** ..... D3/201, 206, 304,  
D3/306, 307, 312, 309; D6/566; D19/65,  
75, 78, 86, 88, 90, 92, 100; 206/371, 557;  
211/126.2, 126.7, 126.8, 126.9; 220/485,  
494, 657; 229/914

(56) **References Cited**

**U.S. PATENT DOCUMENTS**

D33,268 S	9/1900	Rix
D33,269 S	9/1900	Rix
920,313 A	5/1909	Franklin
1,098,053 A	5/1914	Porter
1,382,592 A	6/1921	Ames
1,384,755 A	7/1921	Hall
RE16,431 E	9/1926	Kratzer
1,840,561 A	1/1932	Miller
D152,141 S	12/1948	Crawford et al.
2,502,781 A	4/1950	Erickson
2,658,444 A	11/1953	Wheeler
2,706,064 A	4/1955	Vitols
2,721,671 A	10/1955	Averill
2,768,022 A	10/1956	Pope
2,993,615 A	7/1961	Bruce
D194,513 S	2/1963	Sparling
3,250,430 A	5/1966	Cella
D212,074 S	8/1968	Woodruff
D222,238 S	10/1971	Rehrig
3,935,958 A	2/1976	Frangos
D245,170 S	7/1977	Evenson

D249,744 S	*	9/1978	Lyman	.....	D19/65
4,339,048 A		7/1982	McMillen et al.		
D328,101 S	*	7/1992	Rorke	.....	D19/75
5,305,686 A		4/1994	Svensson		
D383,283 S		9/1997	Hankins, III		
D393,766 S		4/1998	Mazzola et al.		
D401,067 S		11/1998	Hampshire		
D419,302 S		1/2000	Hardy et al.		
D423,587 S	*	4/2000	Conley et al.	.....	D19/86
D431,907 S	*	10/2000	Andujar et al.	.....	D3/201
D433,709 S		11/2000	Hardy		
D434,074 S	*	11/2000	Hardy	.....	D19/75
D434,257 S	*	11/2000	Andujar	.....	D6/566
D437,354 S	*	2/2001	Andujar	.....	D19/90
D437,984 S	*	2/2001	Weiss et al.	.....	D3/304

**OTHER PUBLICATIONS**

Miller Office Products, Desk Accessories, 1998, p. 475, item a, circled.

Design Ideas Catalog, Holiday 1999, Office Organization, #4.

\* cited by examiner

*Primary Examiner*—Doris V. Coles

*Assistant Examiner*—Elizabeth A. Albert

(74) *Attorney, Agent, or Firm*—SAIDMAN DesignLaw Group

(57) **CLAIM**

The ornamental design for a mesh file drawer, as shown and described.

**DESCRIPTION**

FIG. 1 is a perspective view of a mesh file drawer showing my new design;


FIG. 2 is a front view thereof, the rear view being identical;


FIG. 3 is a left side view thereof, the right side view being identical;

FIG. 4 is a top view thereof; and,

FIG. 5 is a bottom view thereof.

**1 Claim, 3 Drawing Sheets**





**FIG. 1**




FIG. 2






FIG. 3



**FIG. 4**



**FIG. 5**