



US00D453025S

(12) **United States Design Patent**
Fusi et al.

(10) **Patent No.:** **US D453,025 S**
(45) **Date of Patent:** **** Jan. 22, 2002**

(54) **SPECTACLES**

(76) Inventors: **Renata Fusi**, Via San Maurilio, 4,
20123 Milano; **Silvana Mollica**, Via
Canova, 9, 20145 Milano; **Paolo**
Zanotto, Via Aselli, 7, 20133 Milano,
all of (IT)

(**) Term: **14 Years**

(21) Appl. No.: **29/143,391**

(22) Filed: **Jun. 14, 2001**

Related U.S. Application Data

(62) Division of application No. 29/132,185, filed on Nov. 6,
2000.

(30) **Foreign Application Priority Data**

May 5, 2000 (IT) MI000274 U

(51) **LOC (7) Cl.** **16-06**

(52) **U.S. Cl.** **D16/315**

(58) **Field of Search** D16/101, 300-330,
D16/335; D29/109, 110; 351/41, 44, 51,
52, 158; 2/447, 448, 436, 437, 426

(56) **References Cited**

U.S. PATENT DOCUMENTS

D121,151 S * 6/1940 Williams D16/315

D204,817 S 5/1966 Mitchell
D323,515 S 1/1992 Arbez
D324,528 S * 3/1992 Jannard D16/314
D377,036 S 12/1996 Leonardi
D390,864 S 2/1998 Mage
D394,276 S * 5/1998 Peschel D16/315
D399,239 S 10/1998 Jannard et al.
D407,429 S 3/1999 Meschter
D433,697 S * 11/2000 Lane D16/315
D439,599 S * 3/2001 Yasuhara D16/326

OTHER PUBLICATIONS

Ray-Ban Catalog, p. 36.

* cited by examiner

Primary Examiner—Raphael Barkai

(74) *Attorney, Agent, or Firm*—Young & Thompson

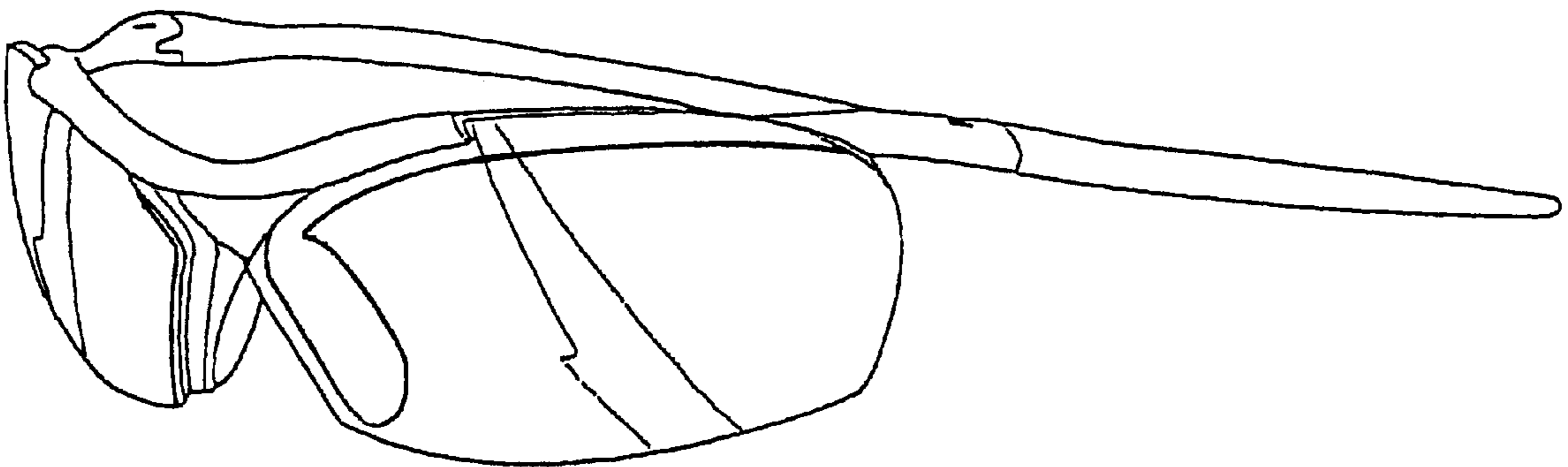
(57) **CLAIM**

The ornamental design for spectacles, as shown and
described.

DESCRIPTION

FIG. 1 is a top plan of spectacles showing our new design;
FIG. 2 is a front elevational view thereof;
FIG. 3 is a side elevational view thereof, the side opposite
that shown in FIG. 3 being a mirror image thereof; and,
FIG. 4 is a top, front and side perspective view thereof.

1 Claim, 2 Drawing Sheets



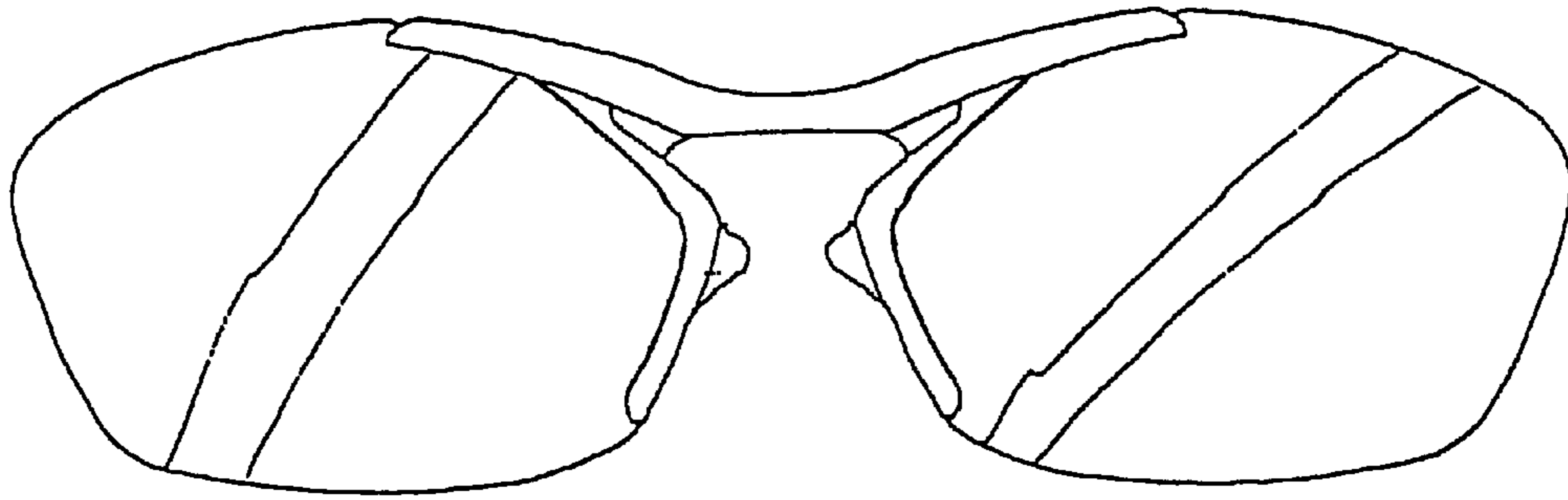


FIG. 2

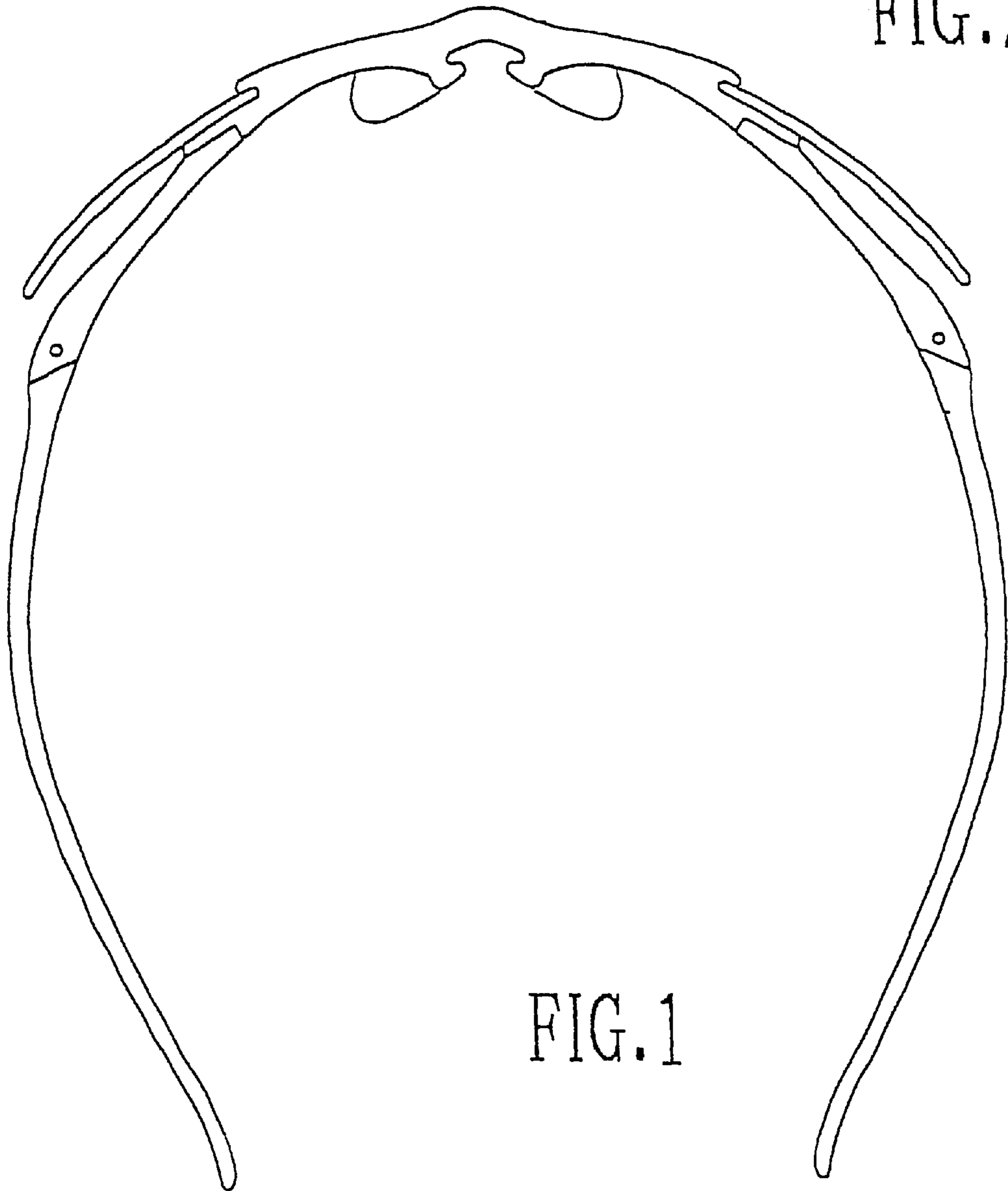


FIG. 1

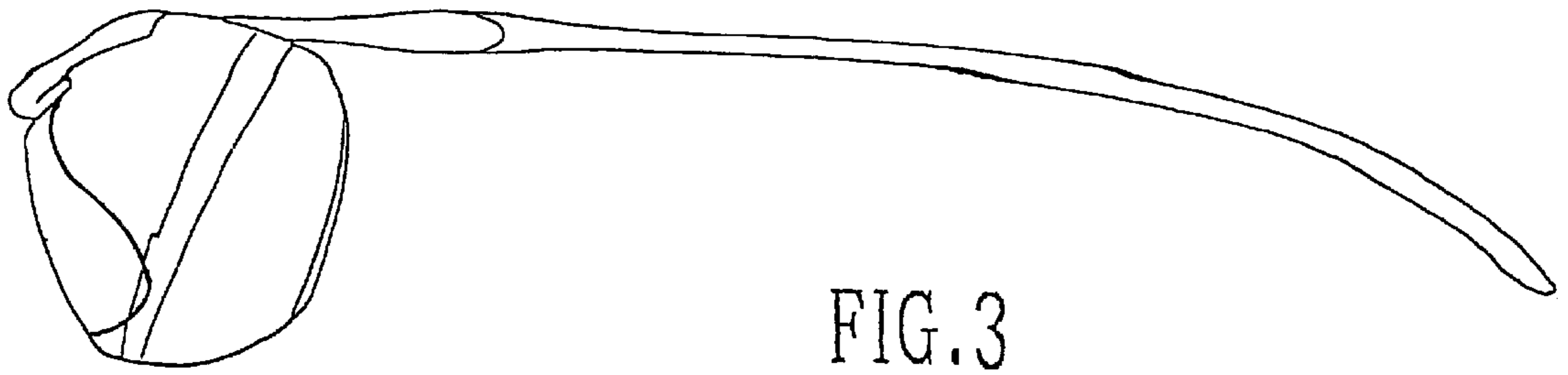


FIG. 3

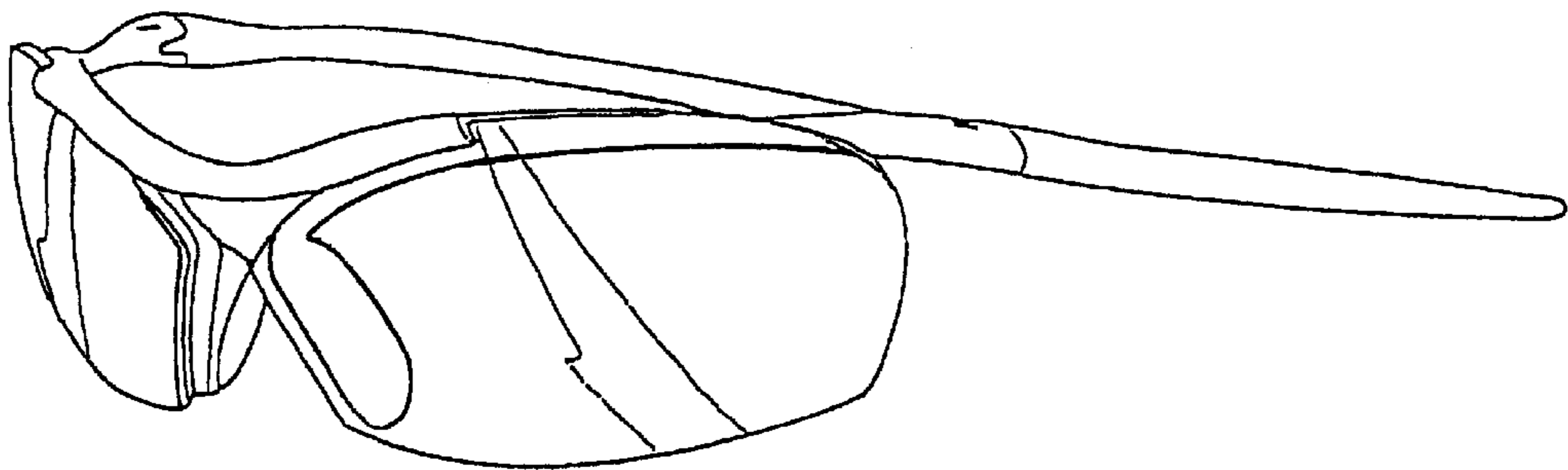


FIG. 4