



US00D453019S

(12) **United States Design Patent**  
**Oba**

(10) **Patent No.:** **US D453,019 S**  
(45) **Date of Patent:** **\*\* Jan. 22, 2002**

(54) **COMPUTER**

(75) Inventor: **Haruo Oba**, Tokyo (JP)

(73) Assignee: **Sony Corporation**, Tokyo (JP)

(\*\*) Term: **14 Years**

(21) Appl. No.: **29/135,266**

(22) Filed: **Jan. 10, 2001**

(51) **LOC (7) Cl.** ..... **14-02**

(52) **U.S. Cl.** ..... **D14/348**

(58) **Field of Search** ..... D14/348, 349,  
D14/351, 352, 353, 354, 356, 361, 363;  
D13/162, 184, 199; 312/223.1-223.3; 360/99.12;  
361/690-696

Catalog PCV-L730/BP.L330A/BP,Sony (Mar. 2000).

Fujitsu homepage [http:// www.fmworld.net/product/hard/dp/index.html](http://www.fmworld.net/product/hard/dp/index.html)(2000).

NEC homepage Valustar <http://121ware.com/community/product/pc/...genekgcfkcfefdi.O&NoCacheDate=3143775751>(2000).

\* cited by examiner

*Primary Examiner*—Freda Nunn

(74) *Attorney, Agent, or Firm*—Rader, Fishman & Grauer, PLLC

(57) **CLAIM**

The ornamental design for a computer, as shown and described.

(56) **References Cited**

**U.S. PATENT DOCUMENTS**

D375,485 S	*	11/1996	Gray	.....	D14/351
D423,469 S	*	4/2000	Takizawa et al.	.....	D14/348
D428,005 S	*	7/2000	Takizawa et al.	.....	D14/349
D431,243 S		9/2000	Oba	.....	D14/351
D432,125 S	*	10/2000	Masuda et al.	.....	D14/349

**OTHER PUBLICATIONS**

Sony homepage [http:// www.sony.co.jp/sd/ProductsPark/Consumer/PCOM/PCV-L500/index.html](http://www.sony.co.jp/sd/ProductsPark/Consumer/PCOM/PCV-L500/index.html)(1999).

Sony homepage [http:// www.sony.co.jp/sd/ProductsPark/Consumer.PCOM/PCV-L750/](http://www.sony.co.jp/sd/ProductsPark/Consumer.PCOM/PCV-L750/)(2000).

**DESCRIPTION**

FIG. 1 is a perspective view of a computer showing my new design;

FIG. 2 is a front elevational view thereof;

FIG. 3 is a rear elevational view thereof;

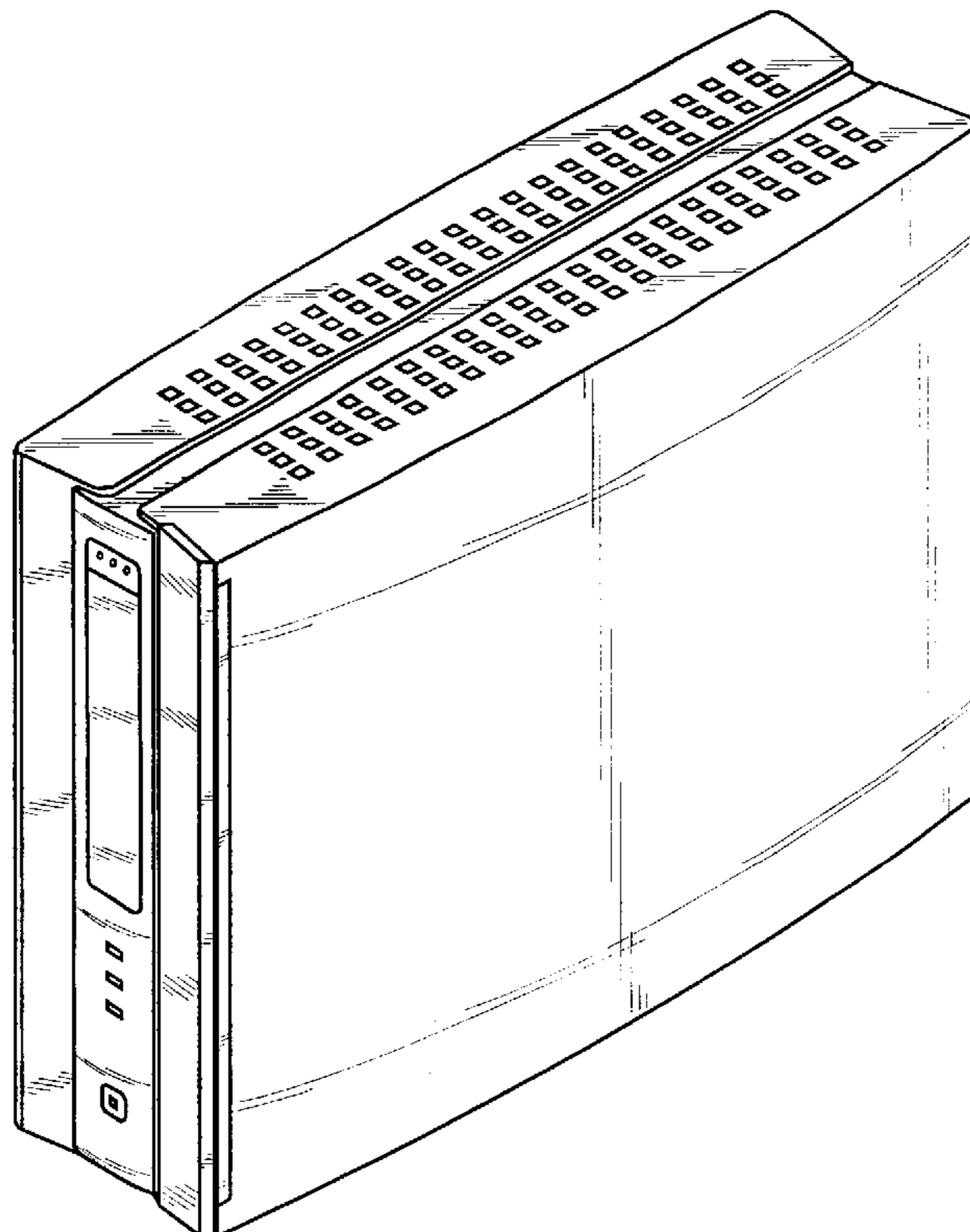
FIG. 4 is a left side elevational view thereof;

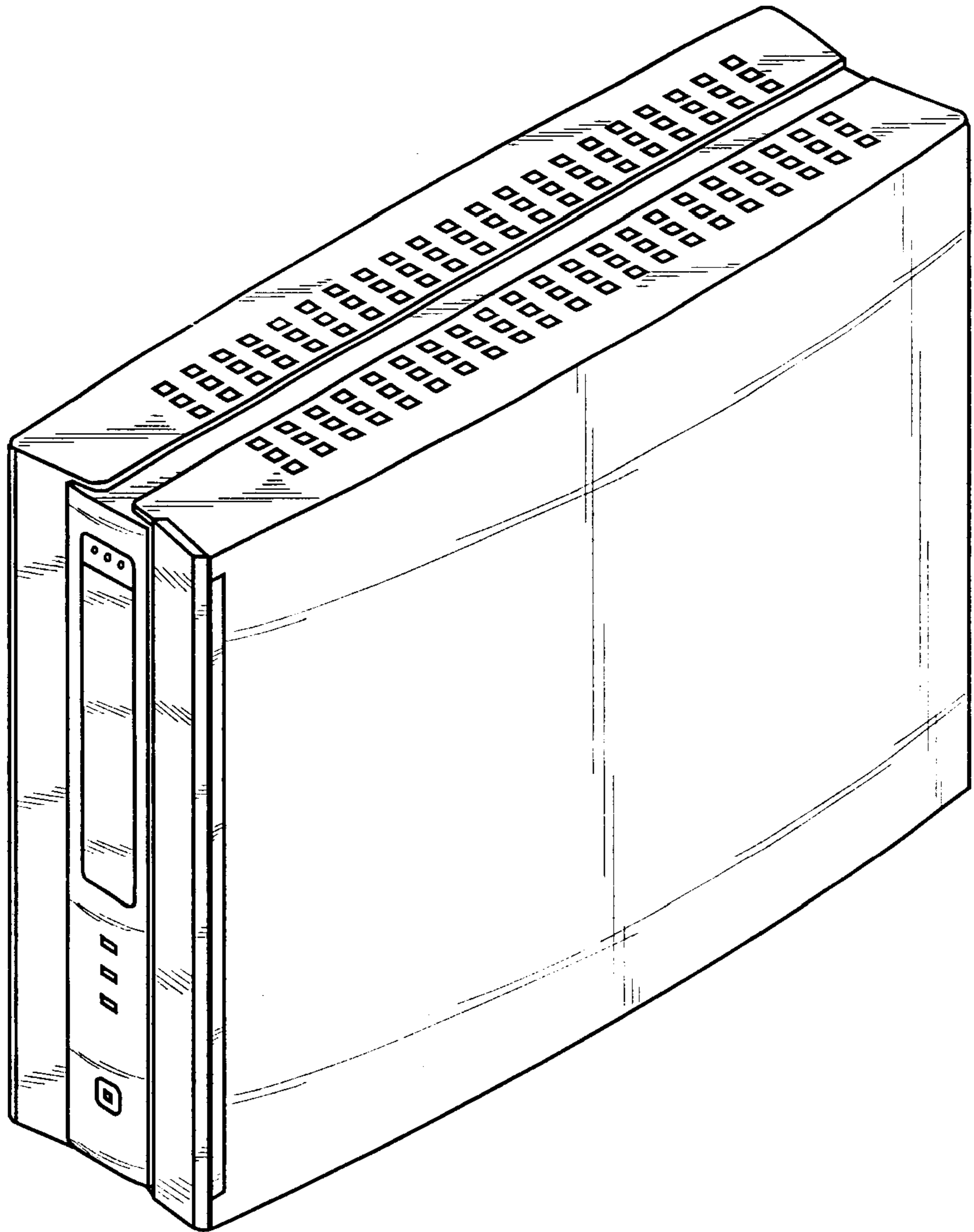
FIG. 5 is a right side elevational view thereof;

FIG. 6 is a top plan view thereof; and,

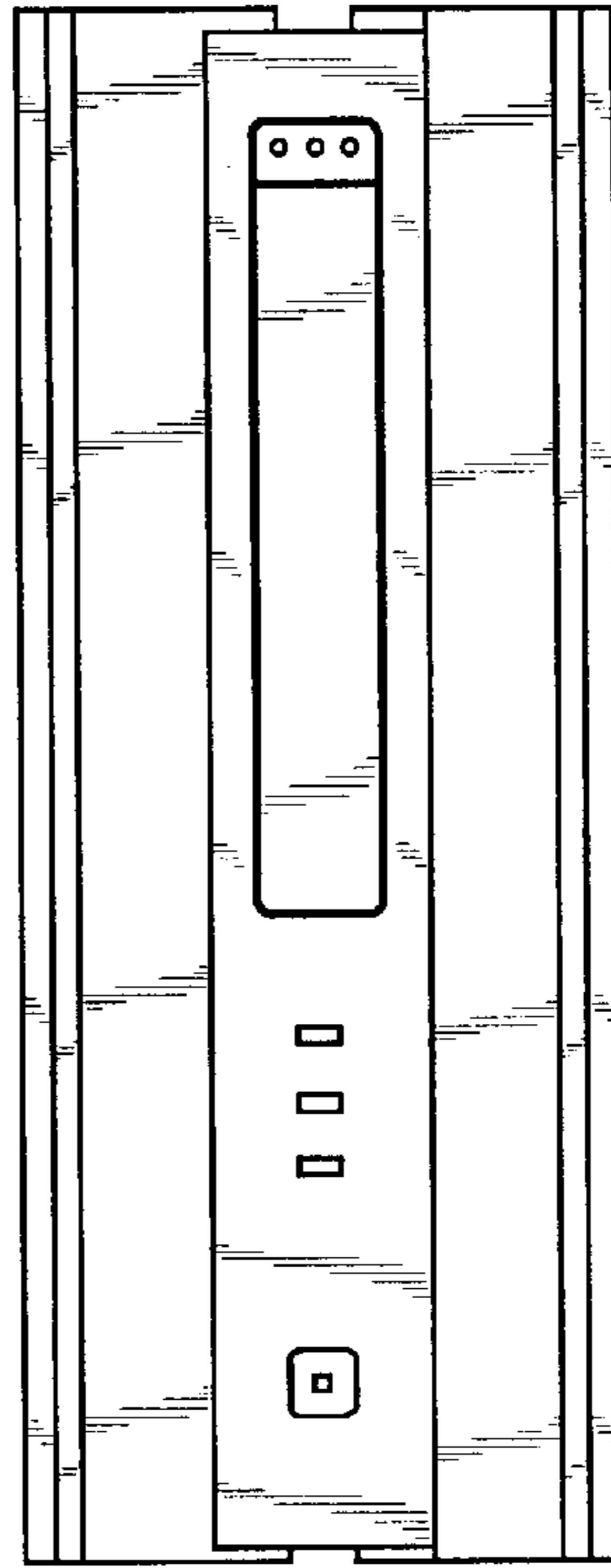
FIG. 7 is a bottom plan view thereof.

**1 Claim, 4 Drawing Sheets**

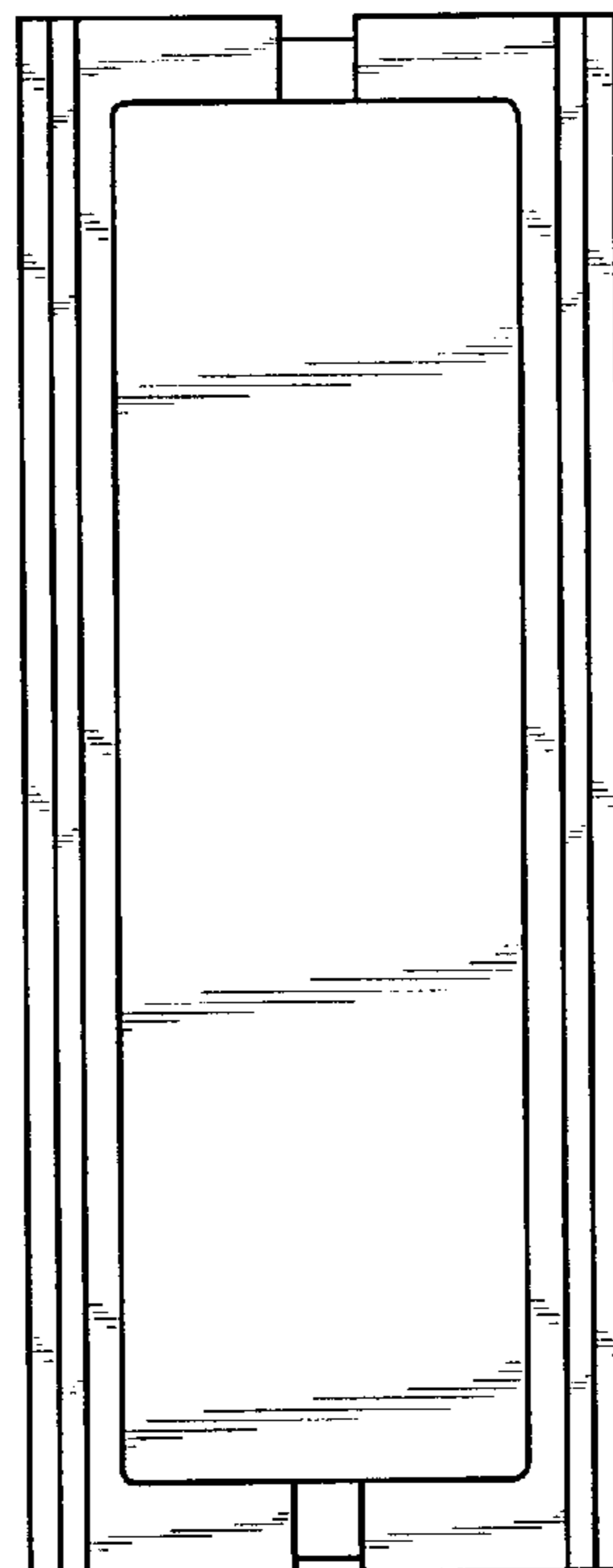





**Fig. 1**




**Fig. 2**




**Fig. 3**



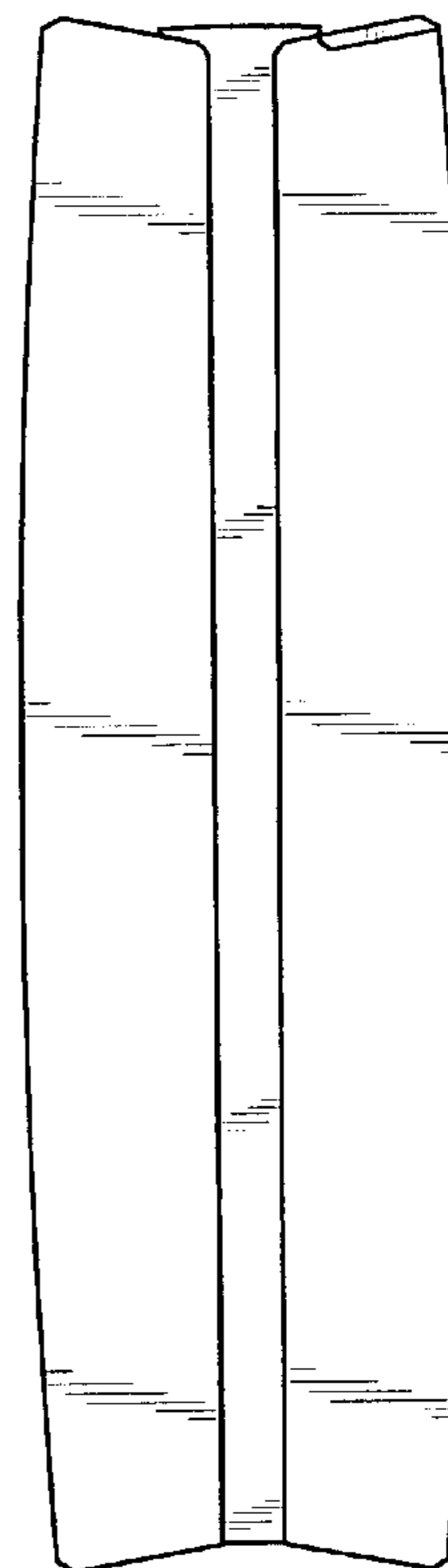
**Fig. 4**



**Fig. 5**



**Fig. 6**



**Fig. 7**