



US00D453016S

(12) **United States Design Patent**
Nevill et al.

(10) **Patent No.:** **US D453,016 S**
(45) **Date of Patent:** **** Jan. 22, 2002**

(54) **LOUDSPEAKER UNIT**

WO 99/12387 3/1999

(75) Inventors: **Stuart Michael Nevill, Kent; Morten Villiers Warren, London, both of (GB)**

OTHER PUBLICATIONS

(73) Assignee: **B & W Loudspeakers Limited, West Sussex (GB)**

http://www.sdinfo.com/volume_6_2/infinityfps1000speakers.html, Product Review—Infinity FPS-100 Flat Panel Speakers, Apr. 1999.

(**) Term: **14 Years**

* cited by examiner

(21) Appl. No.: **29/135,324**

Primary Examiner—Nanda Bondade
(74) *Attorney, Agent, or Firm*—Burns, Doane, Swecker & Mathis, L.L.P.

(22) Filed: **Jan. 11, 2001**

(30) **Foreign Application Priority Data**

(57) **CLAIM**

Jul. 20, 2000 (GB) 2094371

The ornamental design for a loudspeaker unit, as shown and described.

(51) **LOC (7) Cl.** **14-01**

DESCRIPTION

(52) **U.S. Cl.** **D14/214; D14/215**

(58) **Field of Search** D14/204, 210-216; 181/144-148, 153, 157, 198, 199; 381/300-302, 307, 359, 361, 363, 368

FIG. 1 is a front view of the loudspeaker unit;
FIG. 2 is a front view of the loudspeaker unit with its cover removed;
FIG. 3 is a rear view of the loudspeaker unit;
FIG. 4 is a front perspective view of the loudspeaker unit;
FIG. 5 is a left side view of the loudspeaker unit, the right side view being a mirror image thereof;
FIG. 6 is a left side view of the loudspeaker unit with its cover removed, the right side view being a mirror image thereof;
FIG. 7 is a top plan view of the loudspeaker unit;
FIG. 8 is a top plan view of the loudspeaker unit with its cover removed;
FIG. 9 is a bottom plan view of the loudspeaker unit; and,
FIG. 10 is a bottom plan view of the loudspeaker unit with its cover removed.

(56) **References Cited**

U.S. PATENT DOCUMENTS

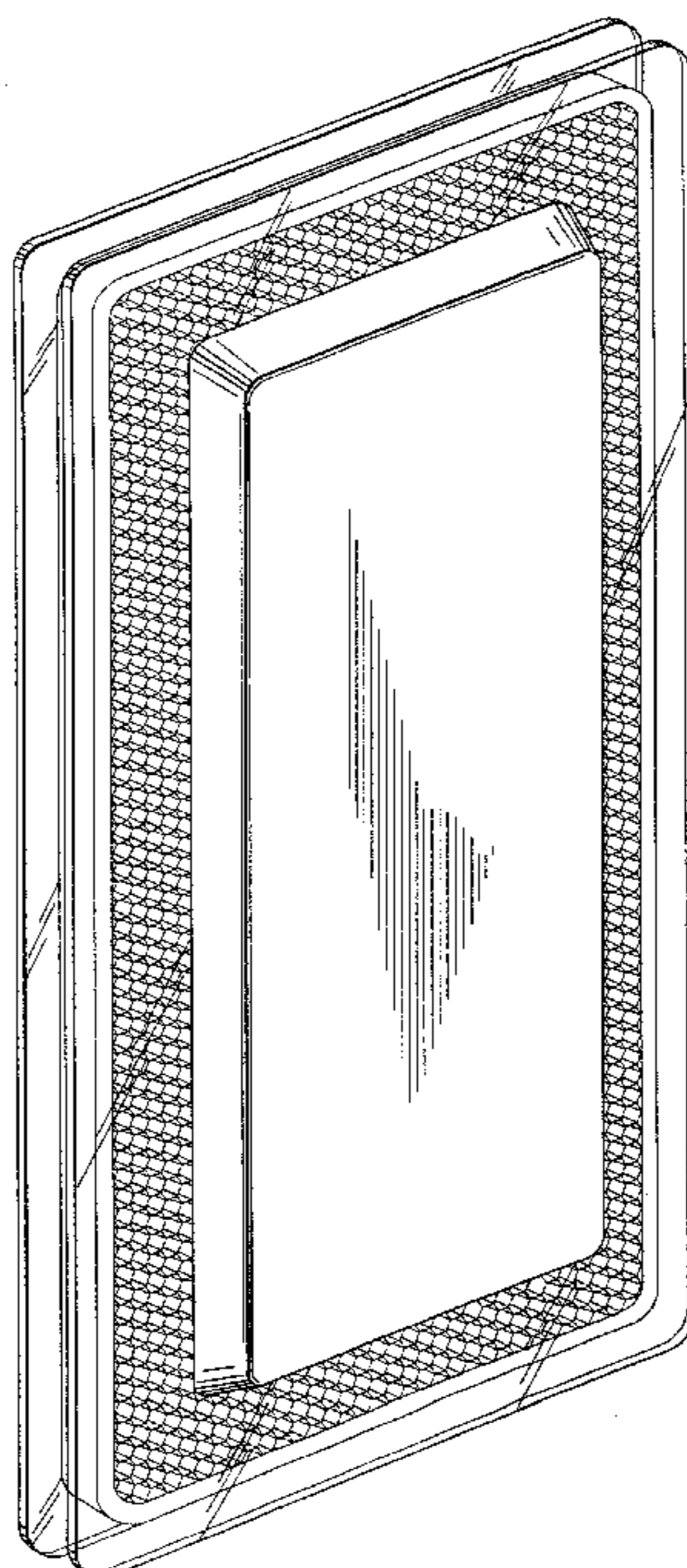
D197,611 S * 3/1964 Yang D14/214
3,967,065 A * 6/1976 Ward 181/148 X
4,289,929 A * 9/1981 Hathaway 181/147 X
4,690,244 A 9/1987 Dickie
D333,467 S * 2/1993 Yamamoto D14/214
D358,392 S * 5/1995 Yamazaki D14/213
D401,241 S * 11/1998 Runquist et al. D14/214 X

FOREIGN PATENT DOCUMENTS

EP 0 155 034 9/1985
WO 93/12637 6/1993
WO 98/31188 7/1998
WO 98/39947 9/1998

FIG. 1 and 4 are on a reduced scale.

1 Claim, 6 Drawing Sheets



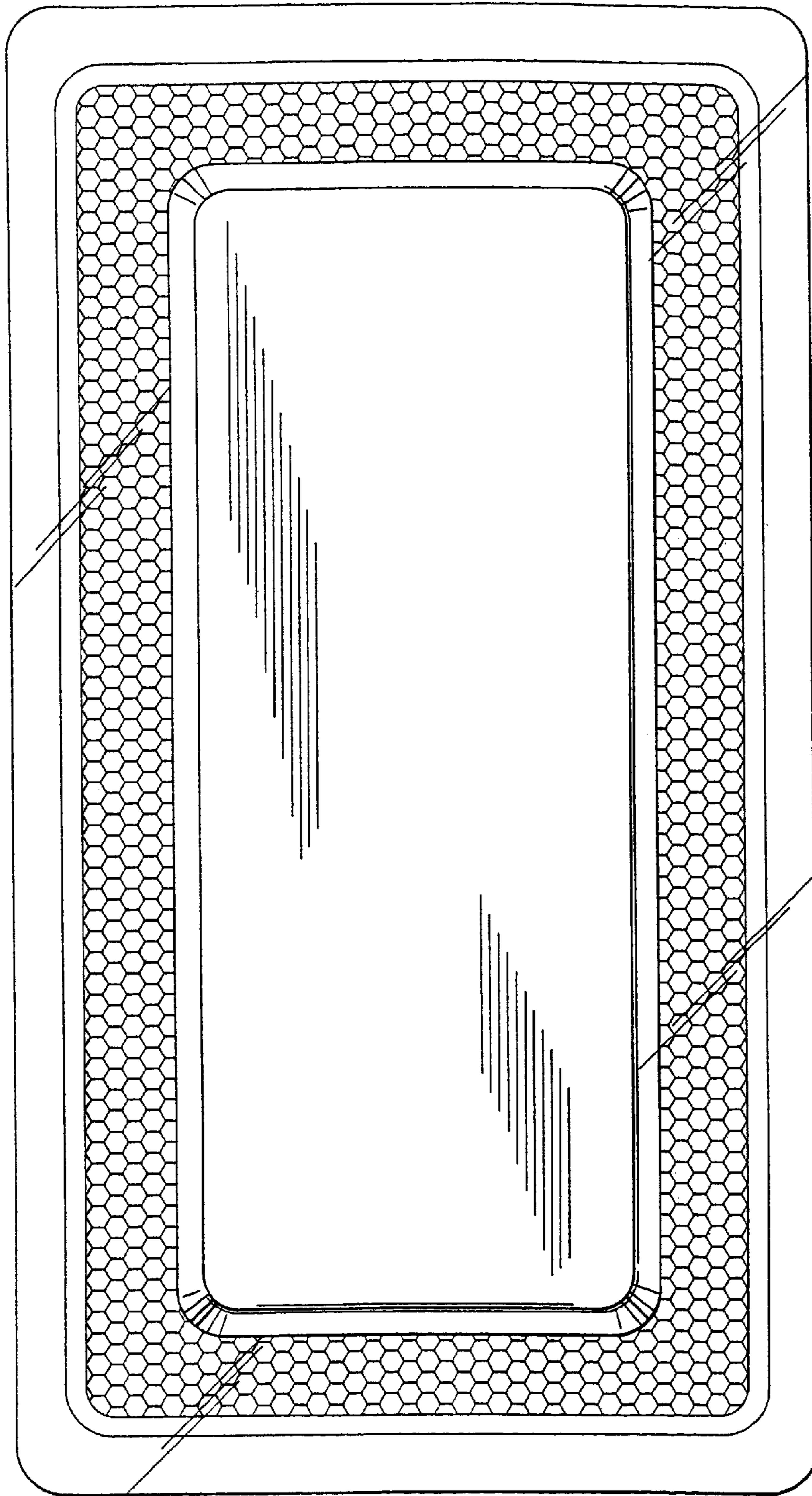


Fig. 1

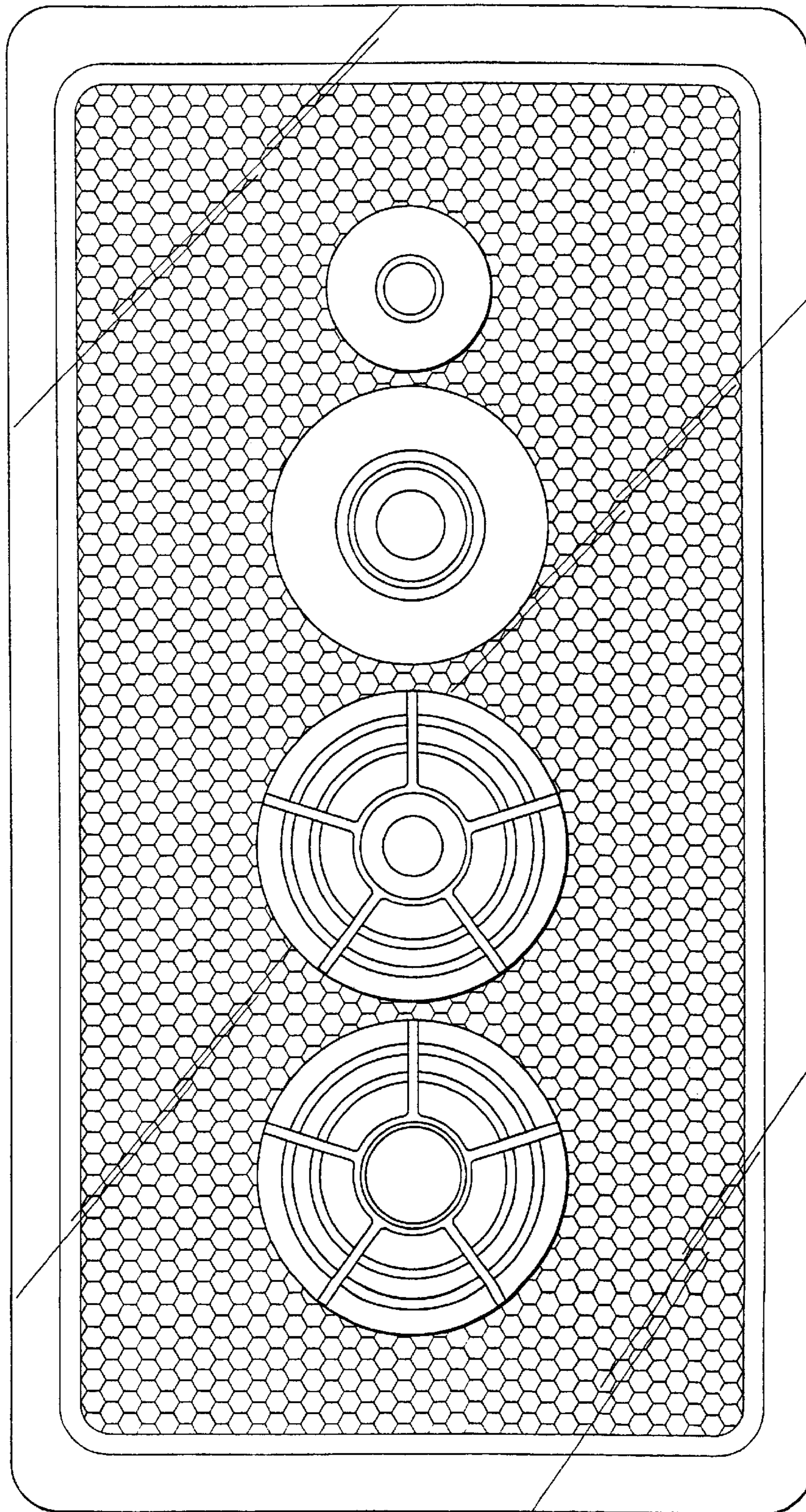


Fig.2

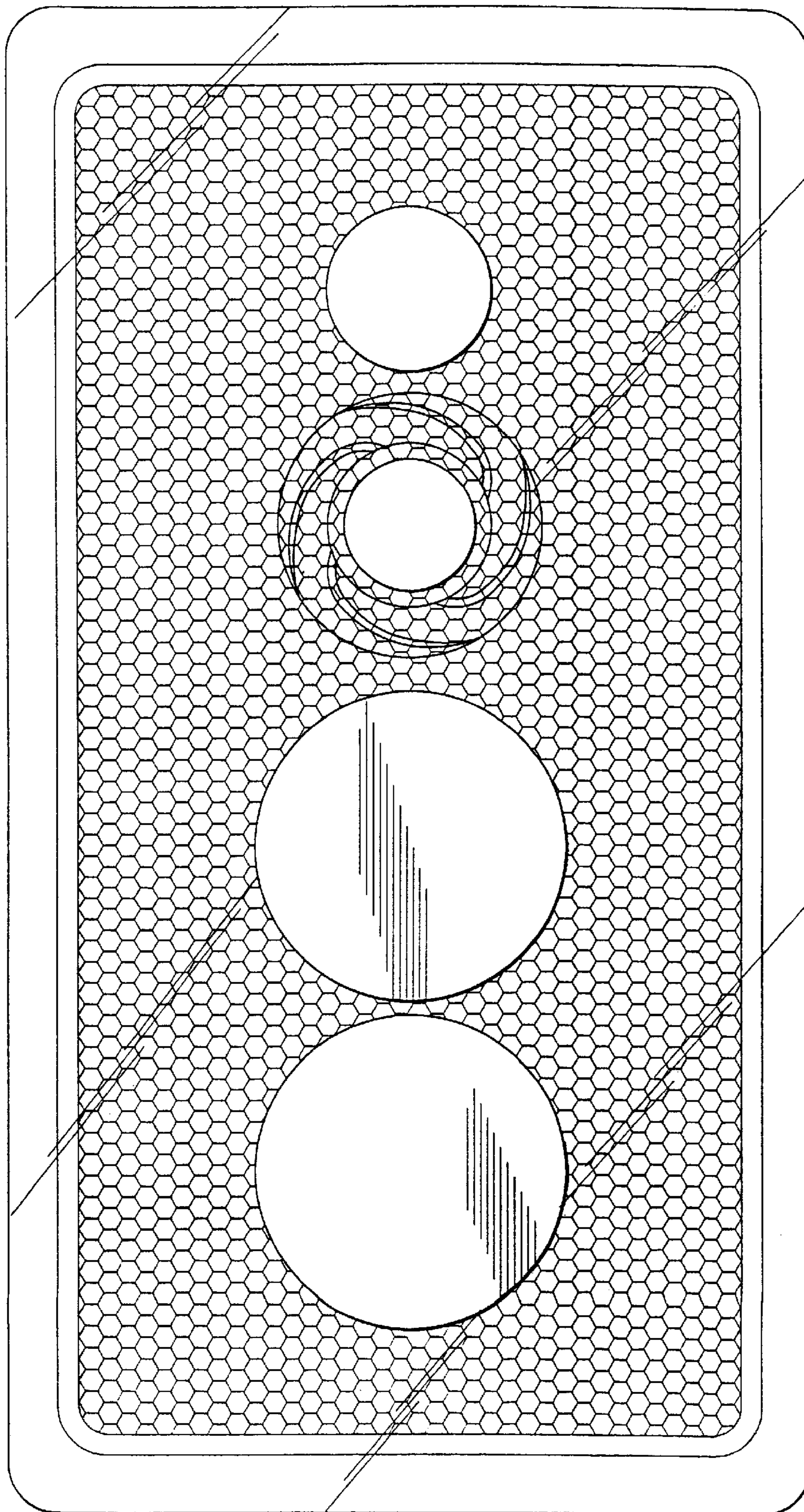


Fig.3

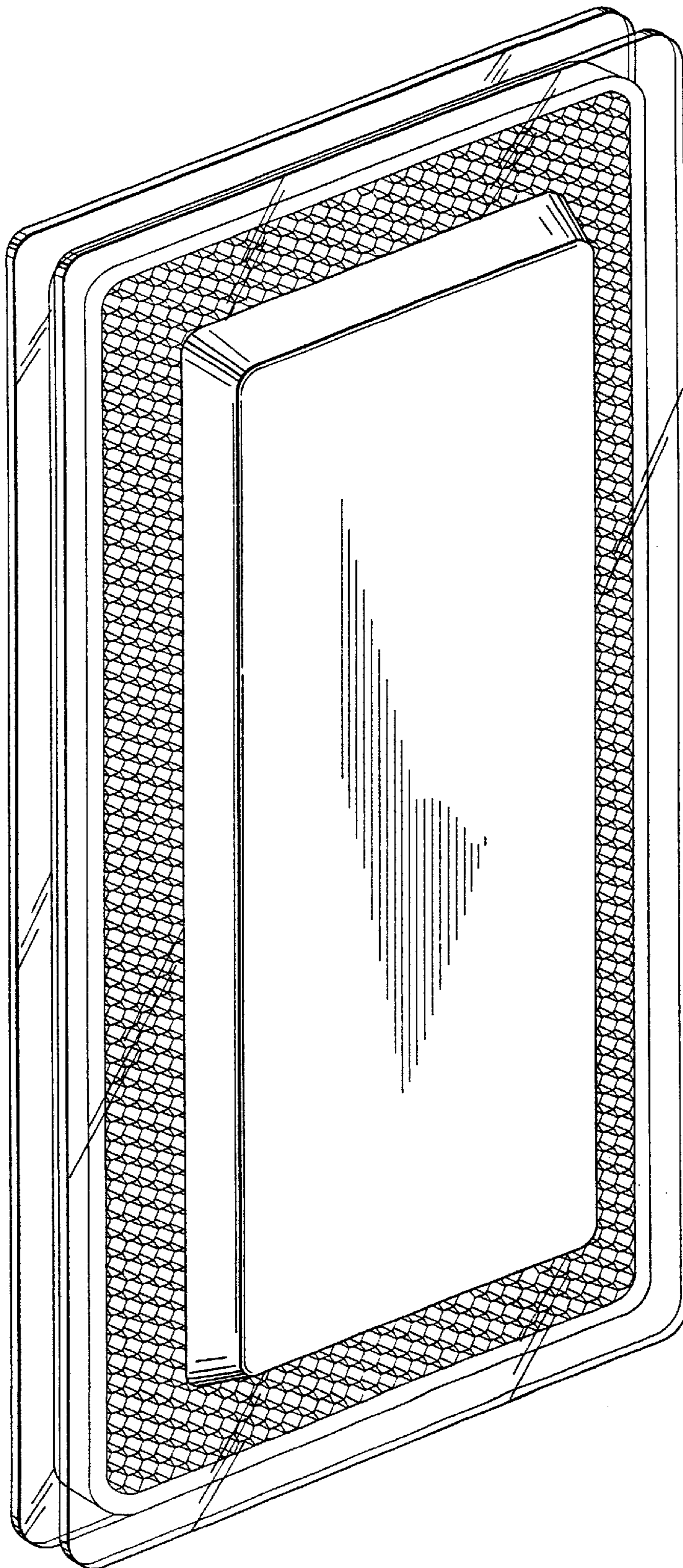


Fig.4

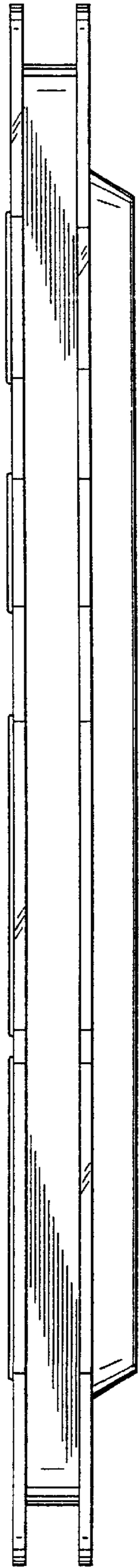


Fig.5

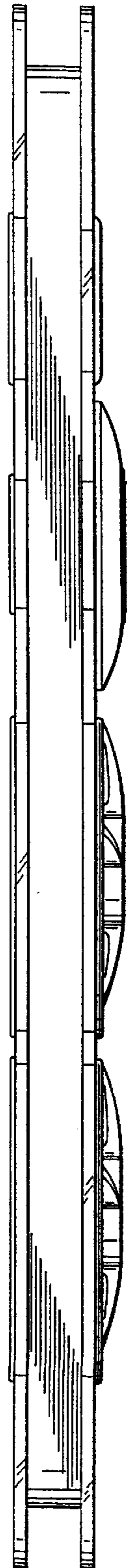


Fig.6




Fig. 7




Fig. 8




Fig. 9

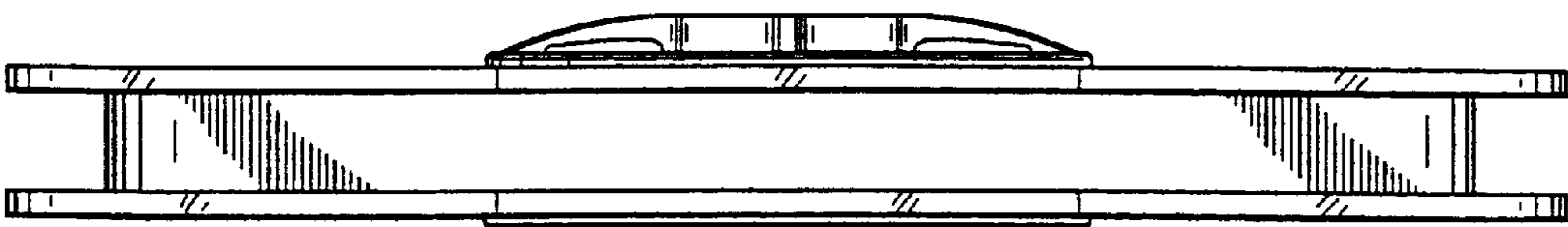


Fig. 10