



US00D453009S

(12) **United States Design Patent**
Helt

(10) **Patent No.:**

US D453,009 S

(45) **Date of Patent:**

**** Jan. 22, 2002**

(54) **TIRE TREAD**

(75) **Inventor:** **Jean-Nicolas Helt**, Mont-Saint-Martin (FR)

(73) **Assignee:** **The Goodyear Tire & Rubber Company**, Akron, OH (US)

(**) **Term:** **14 Years**

(21) **Appl. No.:** **29/139,086**

(22) **Filed:** **Mar. 23, 2001**

(51) **LOC (7) Cl.** **12-15**

(52) **U.S. Cl.** **D12/147**

(58) **Field of Search** D12/134-152;
152/209.1, 209.9, 209.16, 209.25, 209.27,
902, 903

D379,954 S	6/1997	Matsuda et al.	D12/147
D380,181 S	6/1997	Maruyama et al.	D12/146
5,665,184 A	9/1997	Fukumoto	152/209 R
5,669,993 A	9/1997	Moseley et al.	152/209 R
D386,725 S	11/1997	Matsuda et al.	D12/147
D386,731 S	11/1997	Attinello et al.	D12/147
D392,230 S *	3/1998	Heinen	D12/147
5,795,415 A	8/1998	Campana et al.	152/209 R
D397,653 S	9/1998	Heinen	D12/147
5,833,780 A	11/1998	Kishi et al.	152/209 R
D405,034 S	2/1999	Takada	D12/146
5,909,756 A	6/1999	Miyazaki	152/209 R
D421,943 S	3/2000	Fierro et al.	D12/147
D426,502 S	6/2000	O'Neill et al.	D12/147
6,082,424 A	7/2000	Miyazaki	152/209.14
6,116,309 A	9/2000	Gillard et al.	152/209.14
D433,356 S	11/2000	Loeffler et al.	D12/147
6,142,200 A	11/2000	Feider et al.	152/209.14
D442,523 S *	5/2001	White	D12/147

* cited by examiner

Primary Examiner—Robert M. Spear

(74) *Attorney, Agent, or Firm*—David L. King

(56) **References Cited**

U.S. PATENT DOCUMENTS

4,736,783 A	4/1988	Motomura et al.	152/209 A
4,796,683 A	1/1989	Kawabata et al.	152/209 R
D301,133 S	5/1989	Tsuda et al.	D12/145
D304,558 S	11/1989	Fukumoto	D12/146
5,012,847 A	5/1991	Fukumoto et al.	152/209 R
5,147,478 A	9/1992	Nock et al.	152/209 R
5,154,216 A	10/1992	Ochiai et al.	152/209 R
5,222,537 A	6/1993	Saito et al.	152/209 R
D341,345 S	11/1993	Killian	D12/140
5,277,235 A	1/1994	Saito et al.	152/209 R
5,293,918 A	3/1994	Tsuda et al.	152/209 R
5,299,612 A	4/1994	Saito et al.	152/209 R
5,309,966 A	5/1994	Saito et al.	152/209 R
5,323,826 A	6/1994	Saito et al.	152/209 R
5,353,855 A	10/1994	Kajiwara et al.	152/209 R
5,360,044 A	11/1994	Saito et al.	152/209 R
5,360,046 A	11/1994	Takada et al.	152/454
5,385,187 A	1/1995	Kajiwara et al.	152/209 R
5,482,099 A	1/1996	Kajiwara et al.	152/209 R
D368,687 S	4/1996	Hayashi	D12/147
D379,339 S	5/1997	Guspodin et al.	D12/147

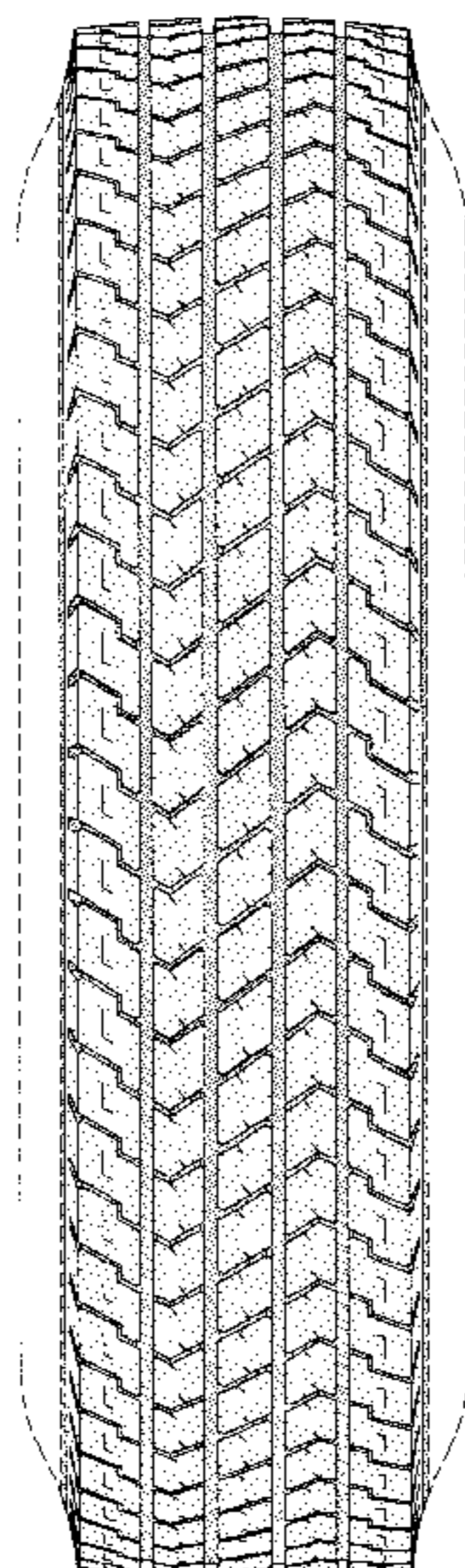
(57) **CLAIM**

The ornamental Design for a tire tread, as shown and described.

DESCRIPTION

FIG. 1 is a perspective view of a tire tread showing our new design, it being understood that the pattern repeats uniformly throughout the circumference of the tread;
FIG. 2 is a front elevational view thereof;
FIG. 3 is a side elevational view thereof, the opposite side elevational view being identical thereto; and,
FIG. 4 is an enlarged fragmentary perspective view.
In the drawings, the broken lines defining the inner bead of the sidewall and the peripheral boundary between the tire tread and the sidewall are for illustrative purposes only and form no part of the claimed design.

1 Claim, 4 Drawing Sheets



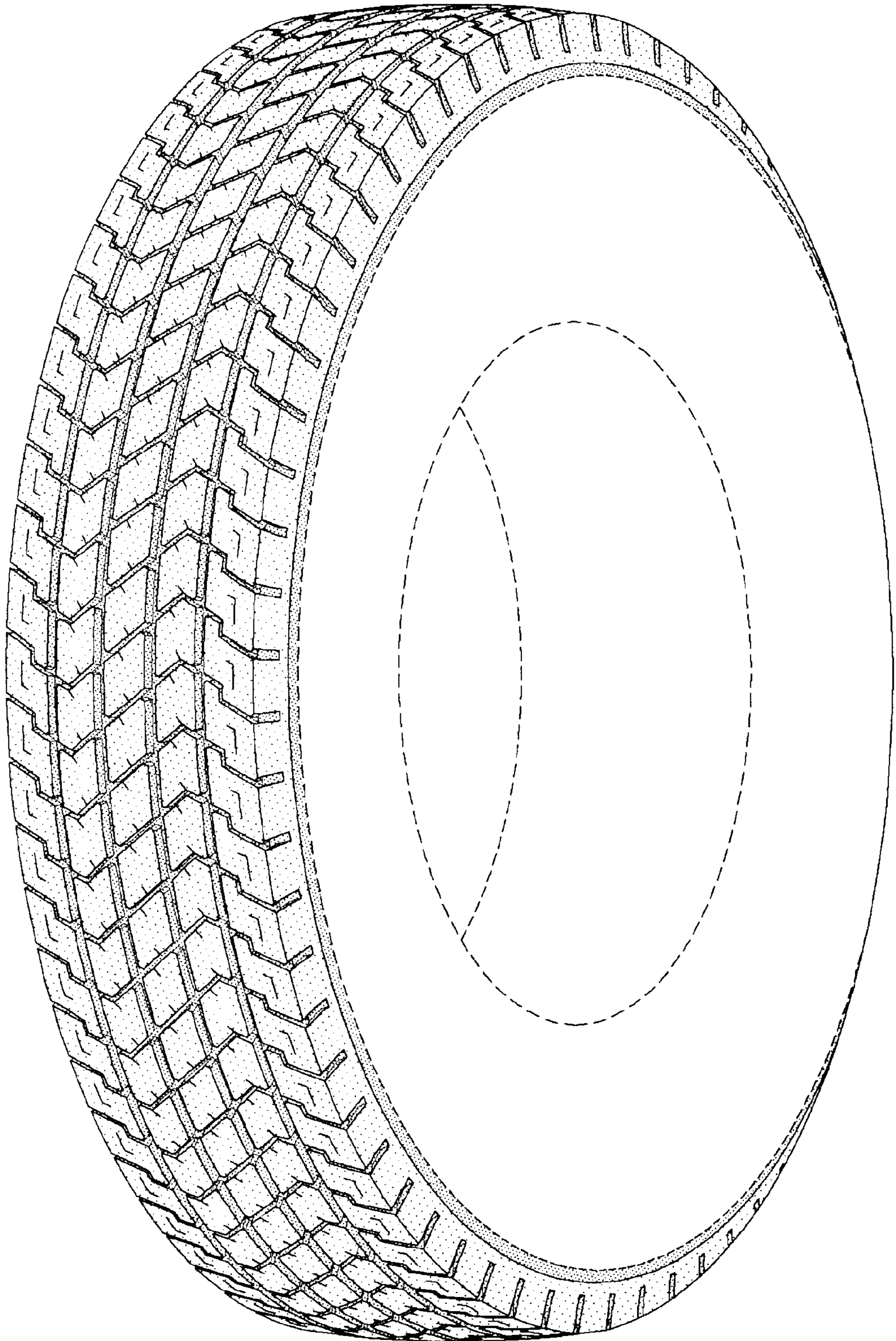


FIG-1

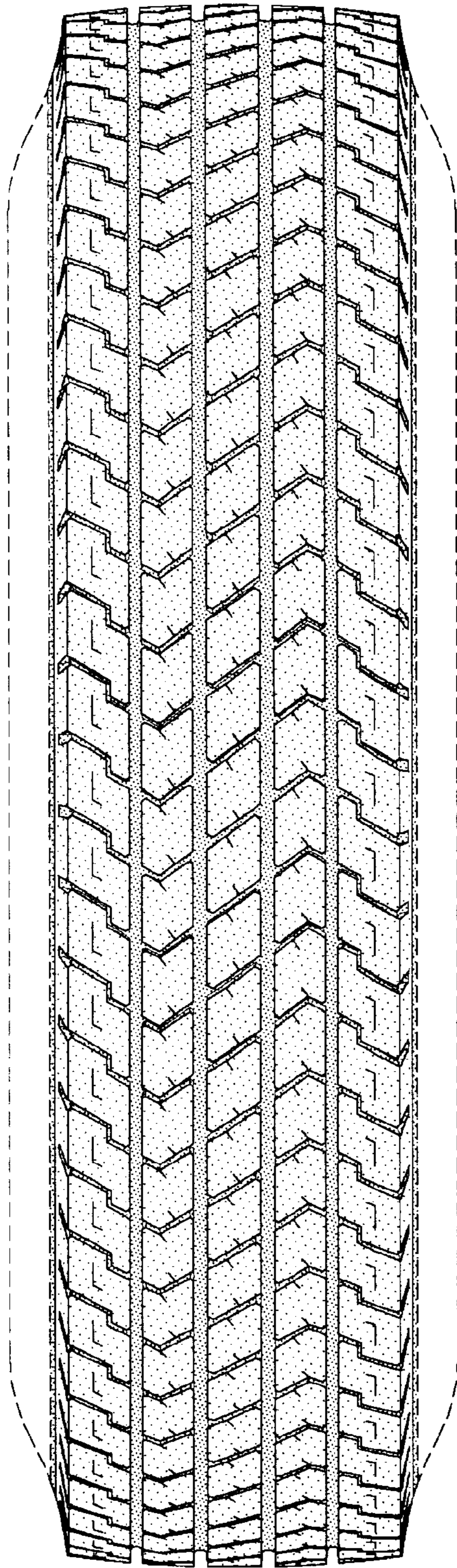


FIG-2

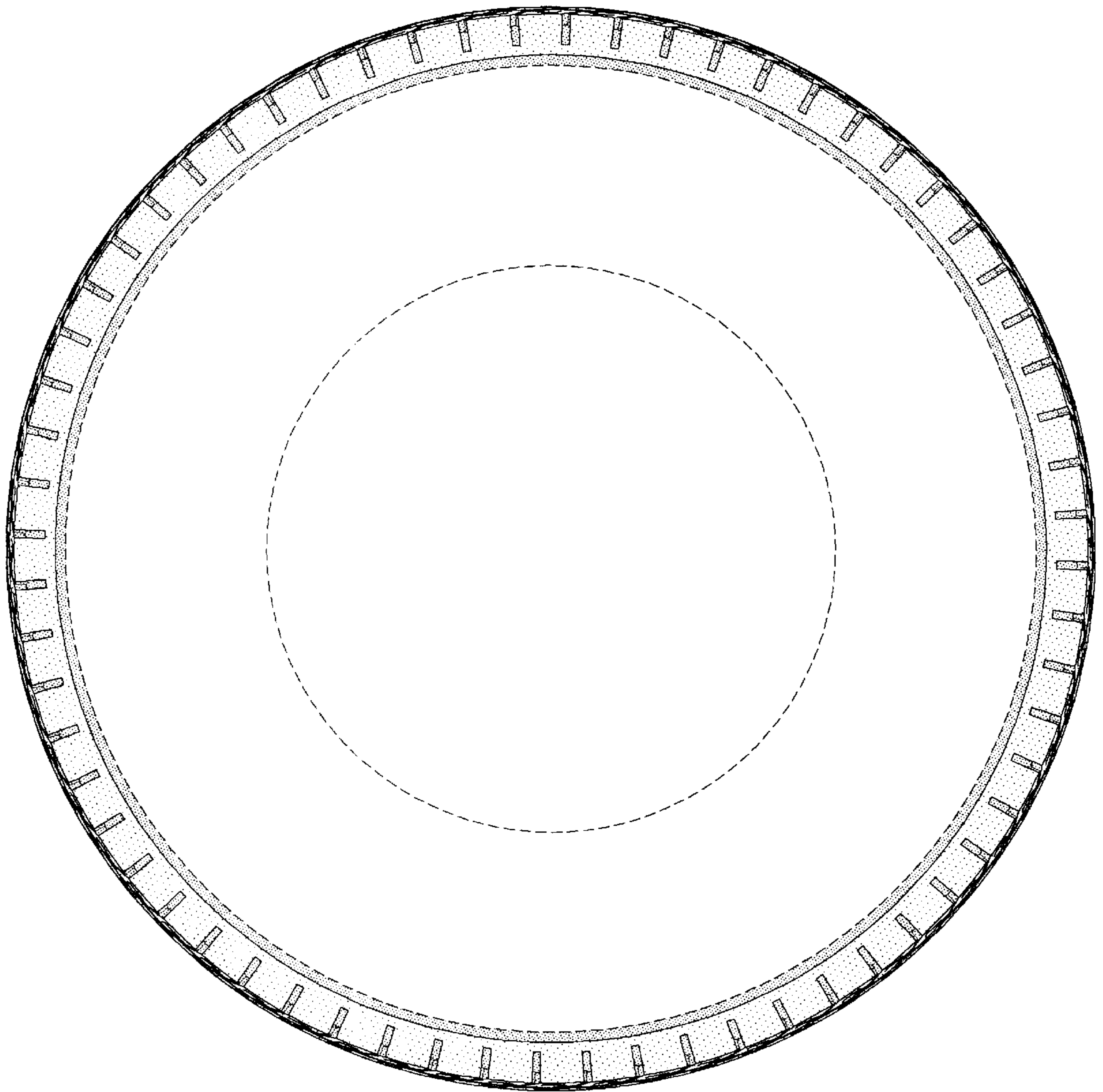


FIG-3

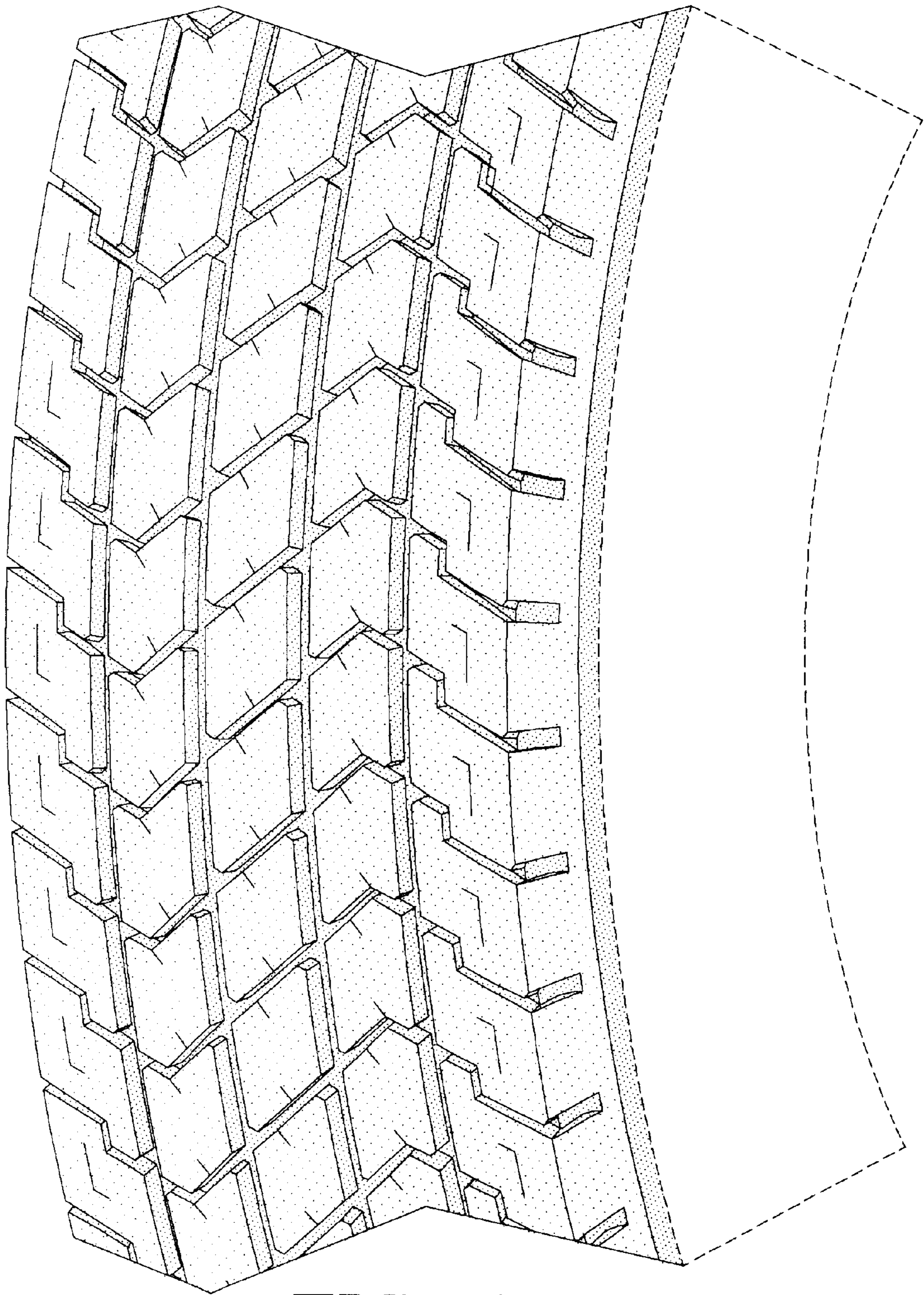


FIG-4