



US00D453005S

(12) **United States Design Patent**  
**Baumer**

(10) **Patent No.:** **US D453,005 S**

(45) **Date of Patent:** **\*\* Jan. 22, 2002**

(54) **WRIST-WATCH**

(75) **Inventor:** **Lorenz Maria Baumer**, Monte Carlo (MC)

(73) **Assignee:** **Dinh Van**, Paris (FR)

(\*\*) **Term:** **14 Years**

(21) **Appl. No.:** **29/131,555**

(22) **Filed:** **Oct. 25, 2000**

(30) **Foreign Application Priority Data**

Apr. 26, 2000 (FR) ..... 00 2560

(51) **LOC (7) Cl.** ..... **10-02**

(52) **U.S. Cl.** ..... **D10/32**

(58) **Field of Search** ..... D10/1-39, 122-132;  
368/276-277, 285, 281-282; D11/3-25;  
63/1.1, 3, 5, 11

(56) **References Cited**

**U.S. PATENT DOCUMENTS**

D139,671 S \* 12/1944 Pereira ..... D10/32

D421,918 S \* 3/2000 Bodino ..... D10/32

D422,513 S \* 4/2000 Bodino ..... D10/32

D423,374 S \* 4/2000 Deleskiewicz ..... D10/32

D432,028 S \* 10/2000 Burgener ..... D10/32

D432,437 S \* 10/2000 Lassigne ..... D10/32

\* cited by examiner

*Primary Examiner*—Nelson C. Holtje

(74) *Attorney, Agent, or Firm*—Jacobson Holman, PLLC

(57) **CLAIM**

The ornamental design for a wrist-watch, as shown and described.

**DESCRIPTION**

FIG. 1 is a perspective view showing my new design for a wrist-watch.

FIG. 2 is a front view thereof;

FIG. 3 is a right side perspective view thereof;

FIG. 4 is a left side perspective view thereof;

FIG. 5 is a top view thereof;

FIG. 6 is a bottom view thereof; and,


FIG. 7 is a rear view thereof.

**1 Claim, 7 Drawing Sheets**





**FIG. 1**




**FIG. 2**




**FIG. 3**




**FIG. 4**



**FIG. 5**



**FIG. 6**



**FIG. 7**