



US00D453004S

(12) **United States Design Patent**  
**Hirata**

(10) **Patent No.:** **US D453,004 S**

(45) **Date of Patent:** **\*\* Jan. 22, 2002**

(54) **CONTAINER**

(75) **Inventor:** **Chisato Hirata, Tokyo (JP)**

(73) **Assignee:** **Yugen Kaisha Task Force, Tokyo (JP)**

(\*\*) **Term:** **14 Years**

(21) **Appl. No.:** **29/119,067**

(22) **Filed:** **Feb. 23, 2000**

(51) **LOC (7) Cl.** ..... **09-01**

(52) **U.S. Cl.** ..... **D9/516**

(58) **Field of Search** ..... D9/516, 548, 549,  
D9/558, 564, 500, 574; 215/316, 329, 382,  
383, 384; 220/288, 289

(56) **References Cited**

**U.S. PATENT DOCUMENTS**

- D48,813 S \* 4/1916 Dawson
- D62,804 S \* 7/1923 Quan
- D128,365 S \* 7/1941 Daum
- D131,949 S \* 4/1942 Teunisz

- D166,731 S \* 5/1952 Blunt ..... D58/6
- D219,262 S \* 11/1970 Lambelet ..... D9/1
- D227,002 S \* 5/1973 Broadhead ..... D9/1
- D306,259 S \* 2/1990 Daucourt ..... D9/385
- D333,434 S \* 2/1993 Sosenko ..... D9/539

\* cited by examiner

*Primary Examiner*—Ted Shooman

*Assistant Examiner*—Daniel Bui

(74) *Attorney, Agent, or Firm*—Baker & McKenzie

(57) **CLAIM**

The ornamental design for a container, as shown and described.

**DESCRIPTION**

FIG. 1 is a front elevational view of a container showing my new design, the rear elevation being the same;  
 FIG. 2 is a right side elevational view thereof, the left side elevation being the same;  
 FIG. 3 is a top plan view thereof; and,  
 FIG. 4 is a bottom plan view thereof.

**1 Claim, 1 Drawing Sheet**

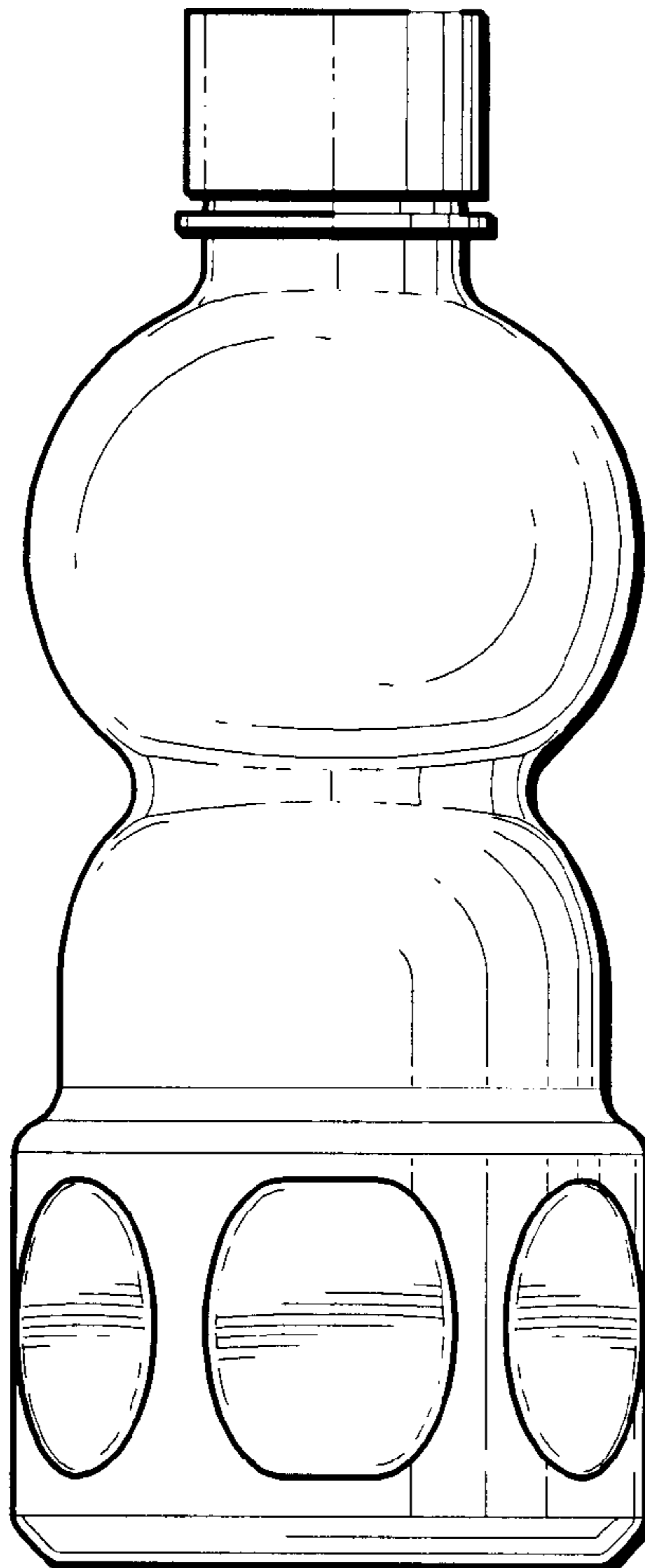


FIG. 1

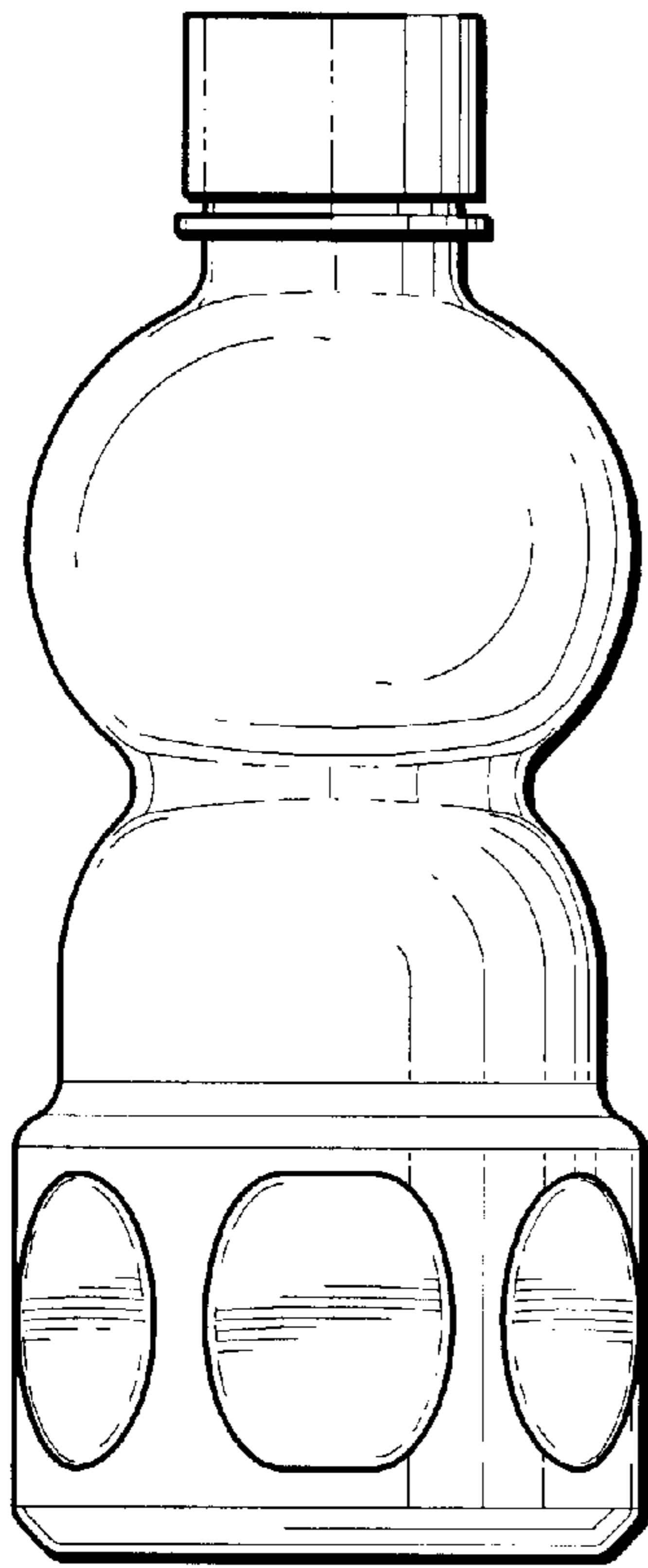


FIG. 2

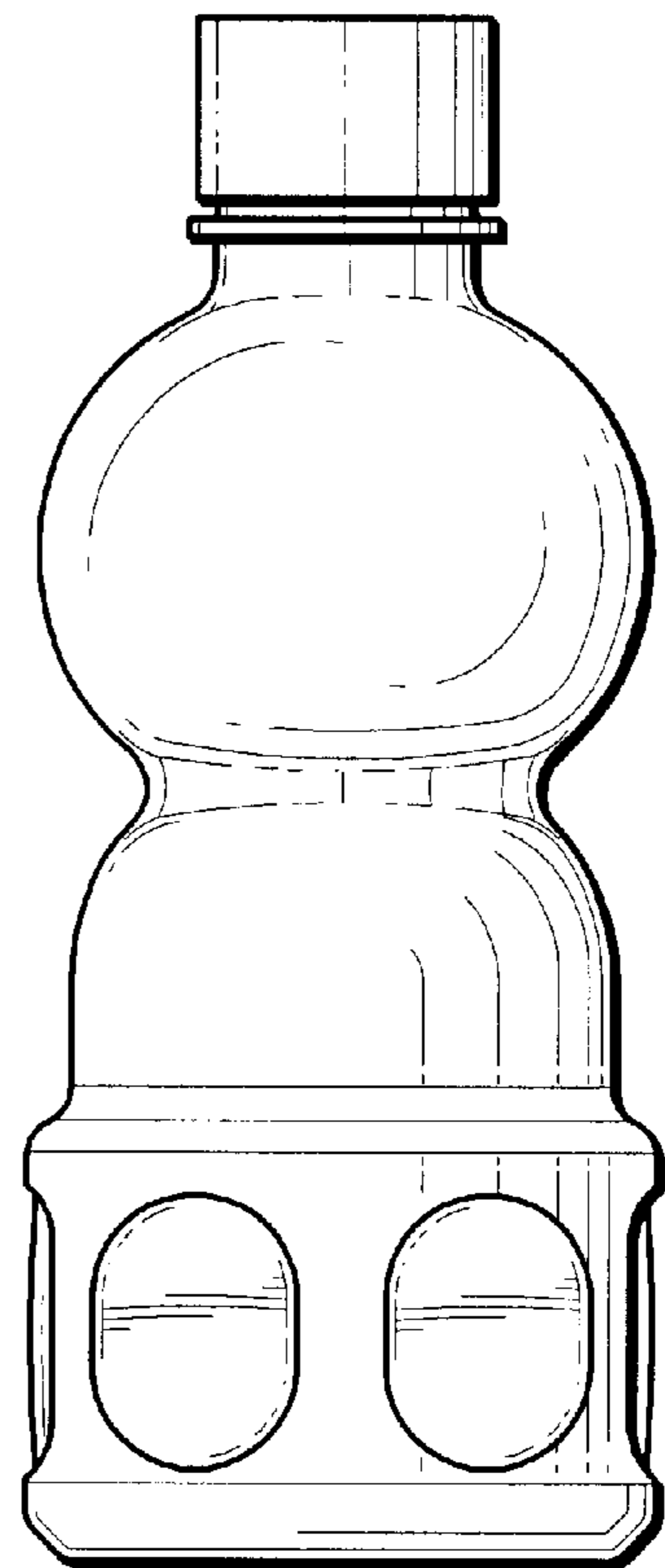


FIG. 3

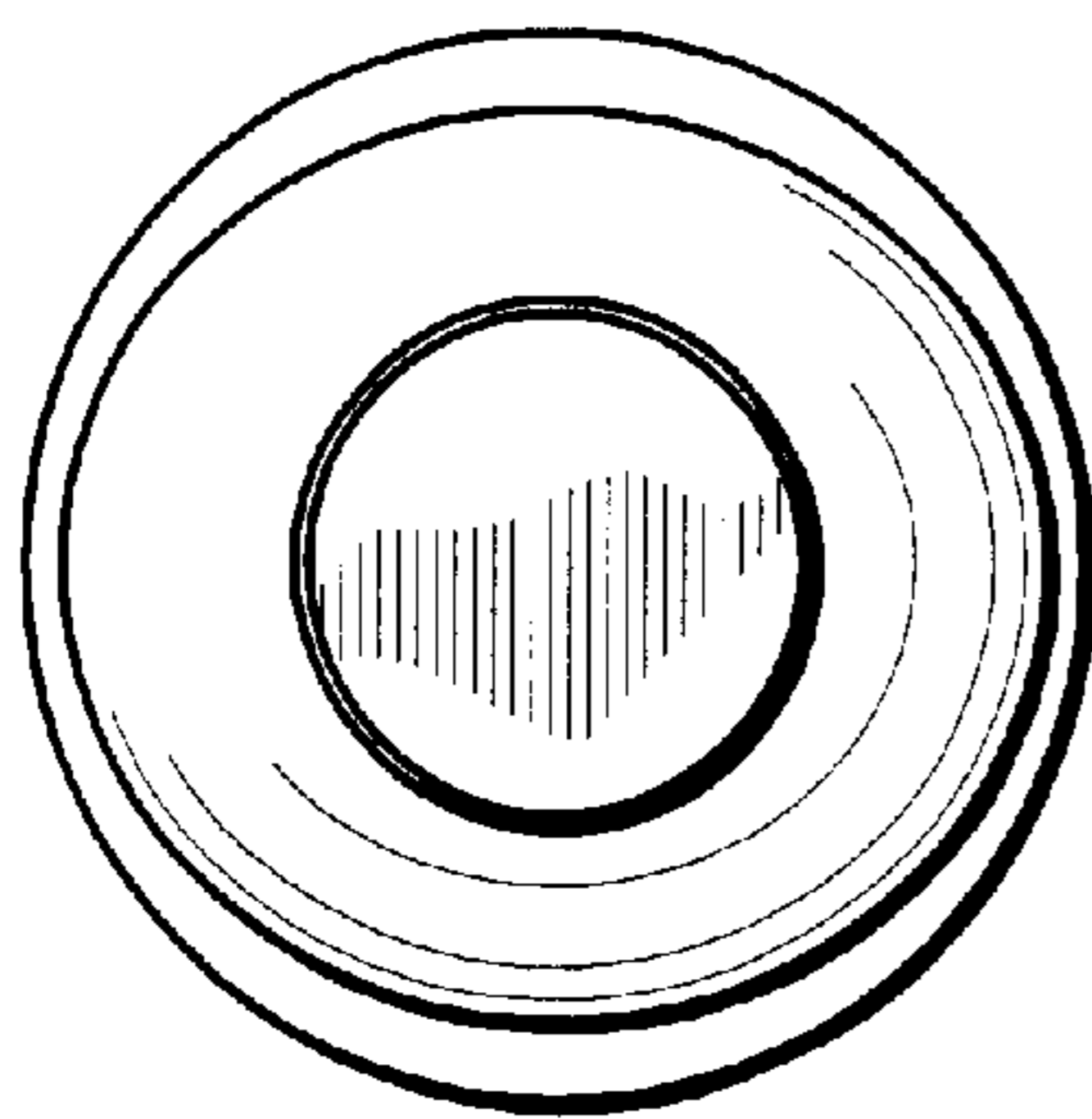


FIG. 4

