



US00D453003S

(12) **United States Design Patent**  
**Rashid**

(10) **Patent No.:** **US D453,003 S**  
(45) **Date of Patent:** **\*\* Jan. 22, 2002**

(54) **PLASTIC CONTAINER**

6,230,912 B1 \* 5/2001 Rashid ..... 215/383

(75) Inventor: **A. B. M. Bazlur Rashid**, Neenah, WI  
(US)

\* cited by examiner

(73) Assignee: **Pechiney Emballage Flexible Europe**  
(FR)

*Primary Examiner*—James Gandy

*Assistant Examiner*—Selina Sikder

(74) *Attorney, Agent, or Firm*—McDermott, Will & Emery

(\*\*) Term: **14 Years**

(57) **CLAIM**

The ornamental design for a plastic container, as shown and described.

(21) Appl. No.: **29/118,821**

(22) Filed: **Feb. 16, 2000**

**DESCRIPTION**

(51) **LOC (7) Cl.** ..... **09-01**

FIG. 1 is a perspective view of the design of the present invention;

(52) **U.S. Cl.** ..... **D9/502; D9/557**

FIG. 2 is a front elevational view of the design depicted in FIG. 1 the rear side being a mirror image thereof;

(58) **Field of Search** ..... D9/500, 502, 503,  
D9/520, 549, 556, 557, 569, 570; 215/382,  
383, 384, 370, 371, 372, 373

FIG. 3 is a left side elevational view of the design depicted in FIG. 1 the right side being a mirror image thereof;

FIG. 4 is a top plan view of the design depicted in FIG. 1; and,

(56) **References Cited**


**U.S. PATENT DOCUMENTS**

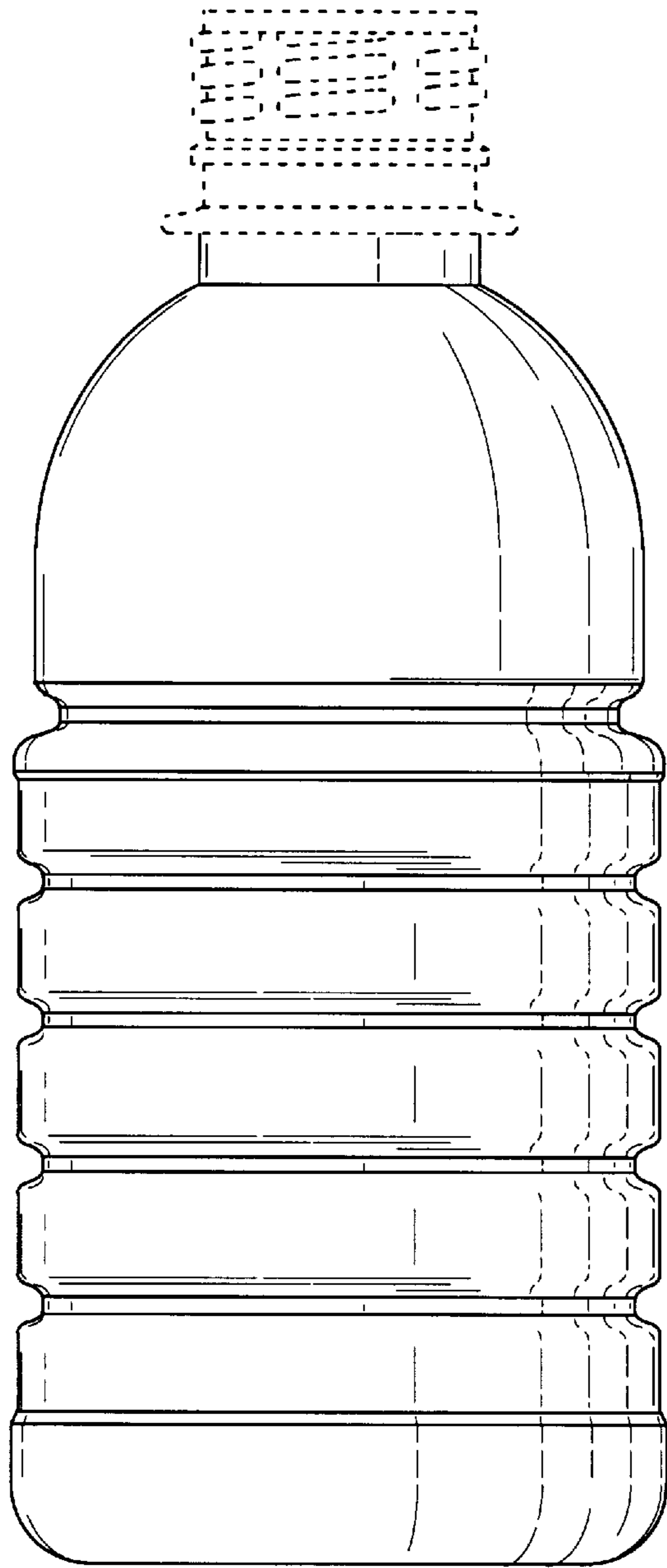
FIG. 5 is a bottom plan view of the design depicted in FIG. 1.

The shading presented in the figures is provided merely to highlight the contour of the invention and is not intended to be illustrative of texture or gloss.

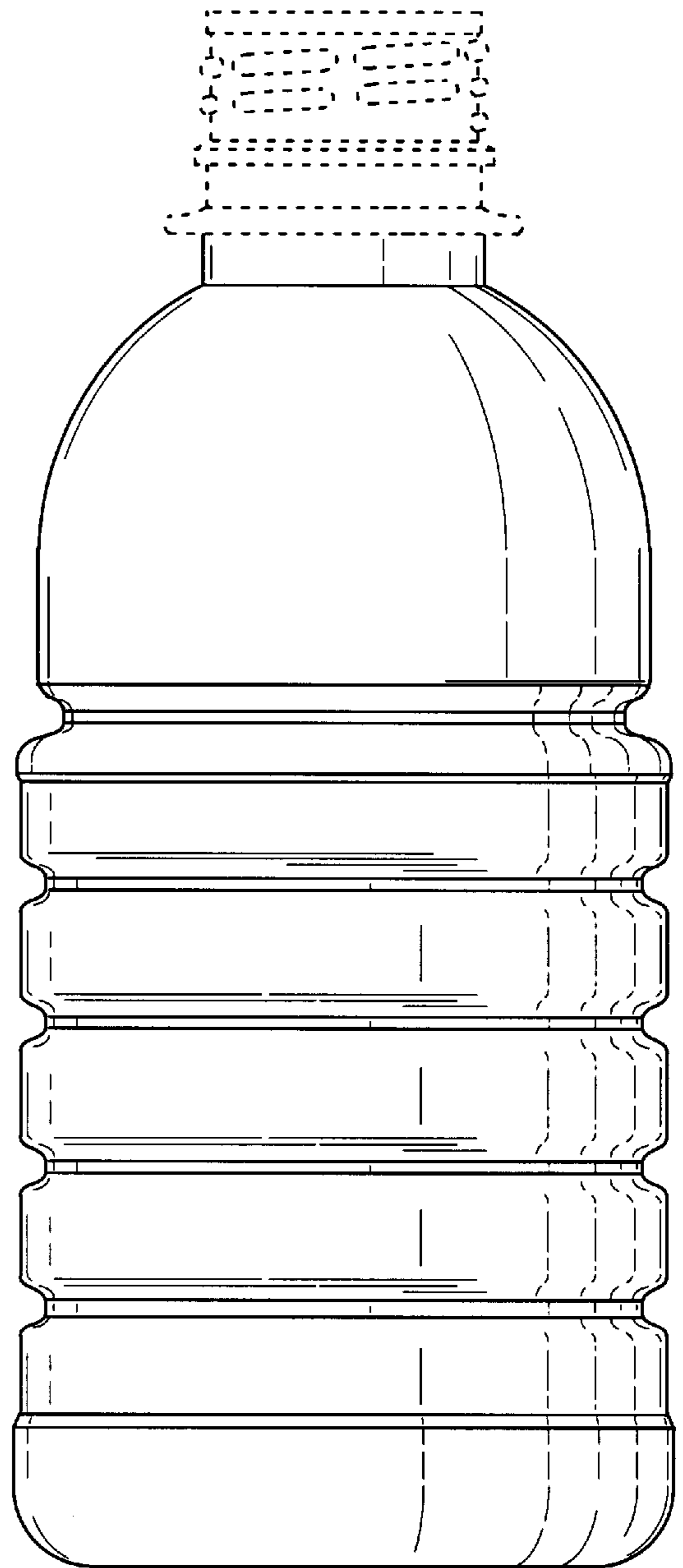
D306,262 S	*	2/1990	Bit	.....	D9/502
D391,160 S	*	2/1998	Lauth	.....	D9/502
D404,306 S	*	1/1999	Steinke	.....	D9/502
D411,750 S	*	6/1999	Forecast et al.	.....	D9/539
6,065,624 A	*	5/2000	Steinke	.....	215/383
D432,423 S	*	10/2000	Rashid	.....	D9/502

**1 Claim, 3 Drawing Sheets**

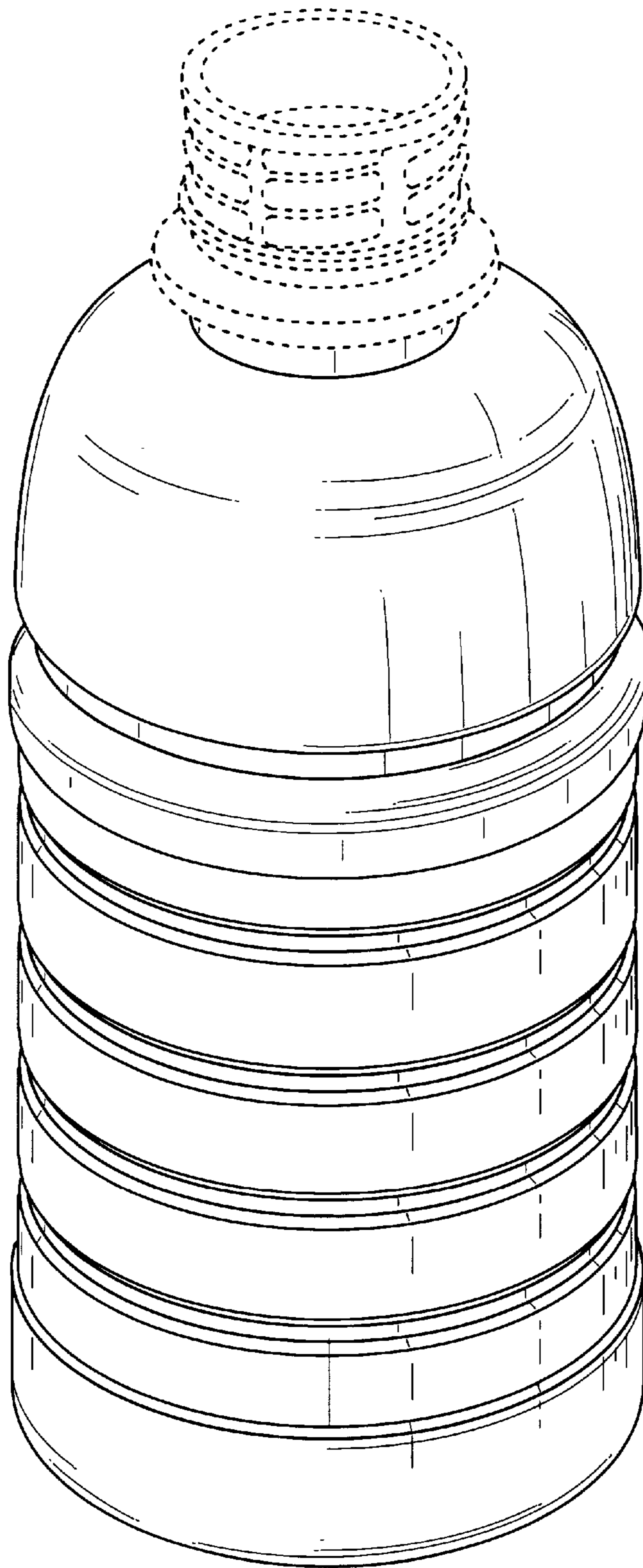




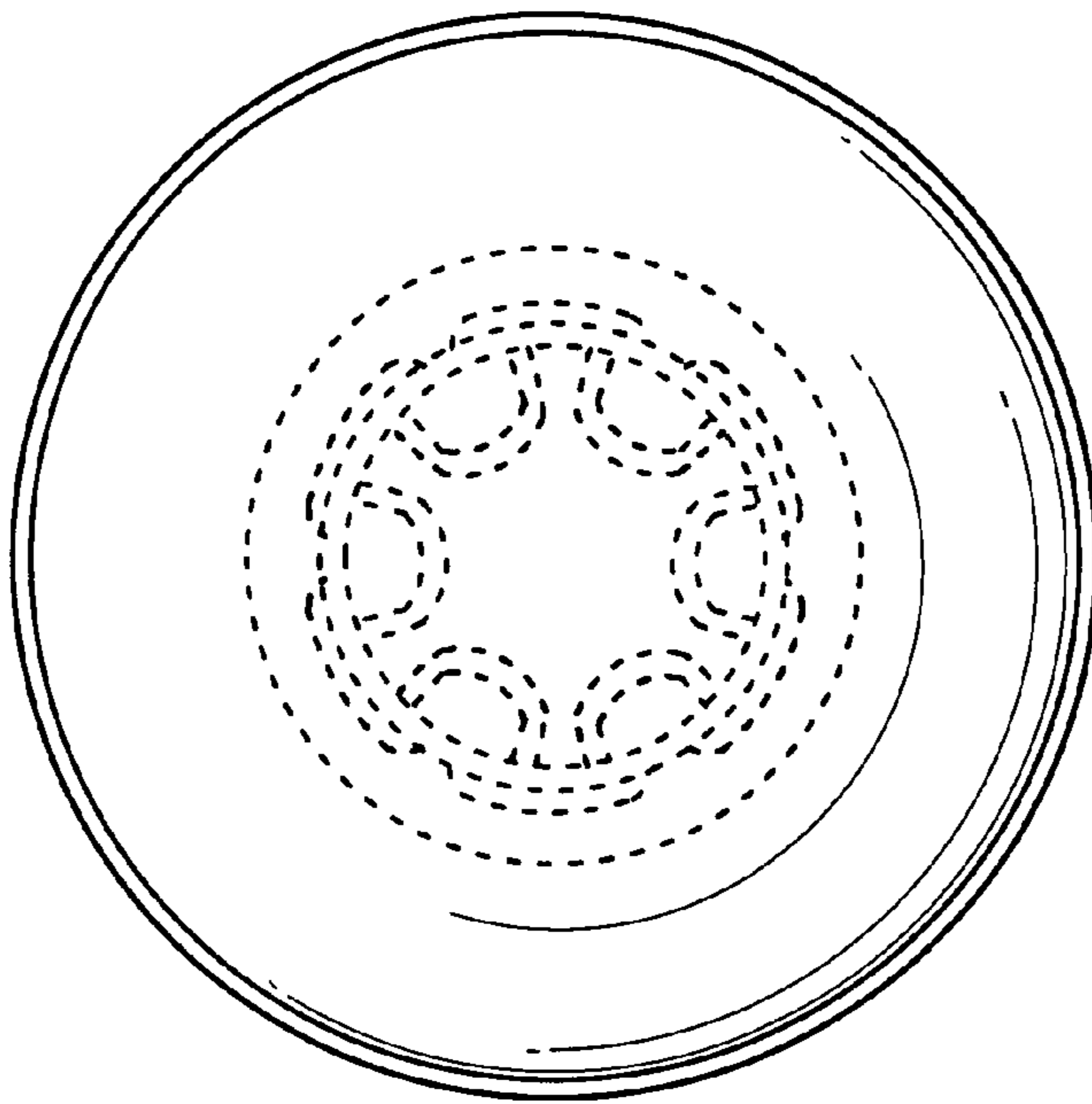
*Fig. 1*




*Fig. 2*



*Fig. 3*



*Fig. 4*



*Fig. 5*