



US00D452998S

(12) **United States Design Patent**  
**Speed**

(10) **Patent No.:** **US D452,998 S**

(45) **Date of Patent:** **\*\* Jan. 22, 2002**

(54) **LOCK**

D432,392 S \* 10/2000 Miller et al. .... D8/337

(75) Inventor: **Daryl F. Speed**, Vancouver (CA)

**OTHER PUBLICATIONS**

(73) Assignee: **Vanguard Plastics Inc.**, Surrey (CA)

Sweep latch Item 4594, Blaine Window Hardware, Aug. 10, 1983, "D8 Hardware Catalogs".\*

(\*\*) Term: **14 Years**

\* cited by examiner

(21) Appl. No.: **29/127,100**

*Primary Examiner*—Jennifer Rivard

(22) Filed: **Aug. 1, 2000**

(74) *Attorney, Agent, or Firm*—Frederick Kaufman

(51) **LOC (7) Cl.** ..... **08-07**

(57) **CLAIM**

(52) **U.S. Cl.** ..... **D8/341**

The ornamental design for a lock, as shown and described.

(58) **Field of Search** ..... D8/330, 331, 336–339,  
D8/341; 70/89, 90, 78, 81; 292/63, 100,  
153, 240, 241, 236, 210, 336.3, 143, DIG. 20

**DESCRIPTION**

(56) **References Cited**

FIG. 1 is a front elevation view of a lock showing my new design;

FIG. 2 is a top plan view thereof; and,

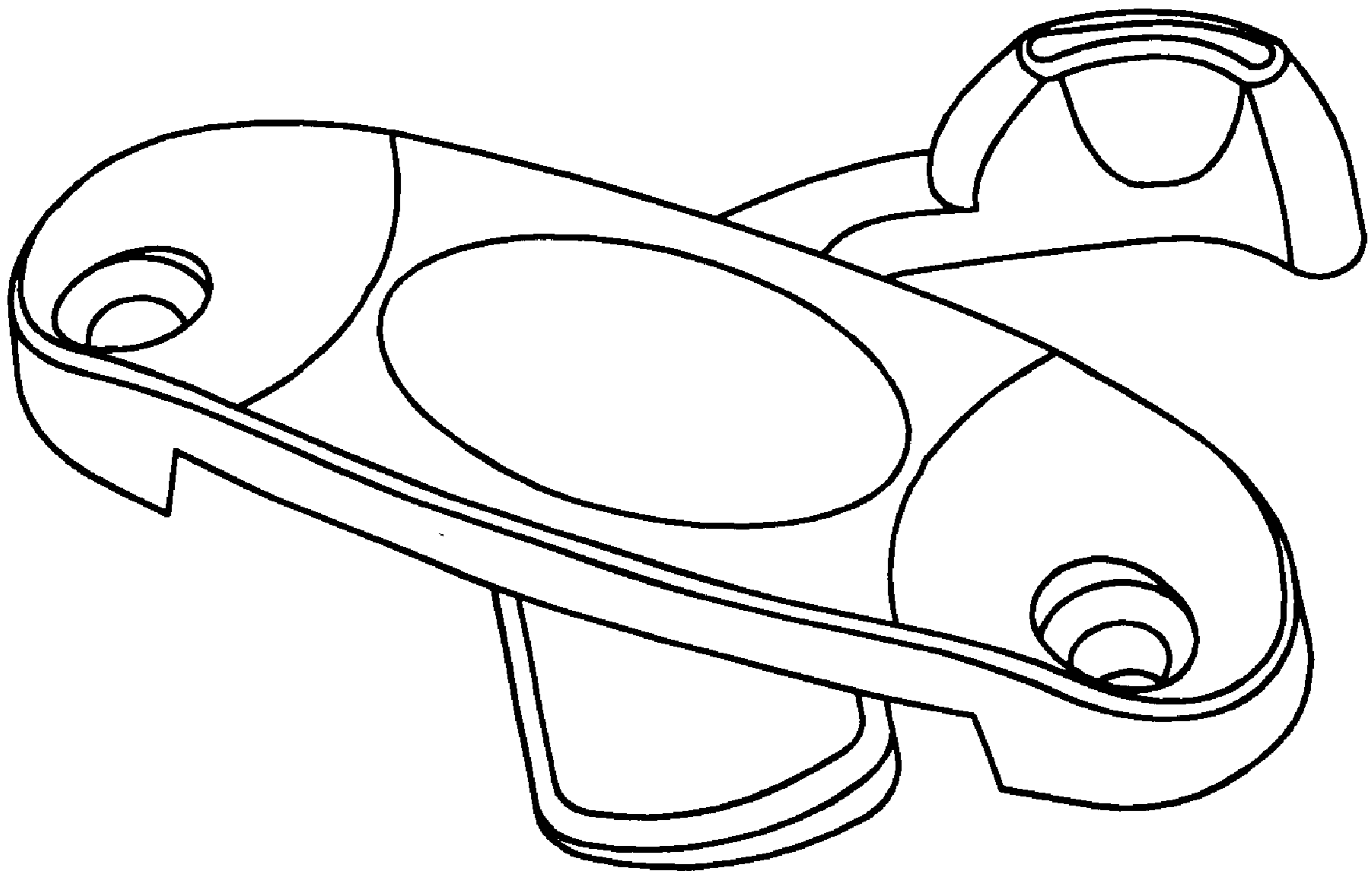
FIG. 3 is a perspective view thereof.

**U.S. PATENT DOCUMENTS**

D211,452 S \* 6/1968 Petrell ..... D8/341

D237,041 S \* 10/1975 Ruderfer ..... D8/337

**1 Claim, 1 Drawing Sheet**



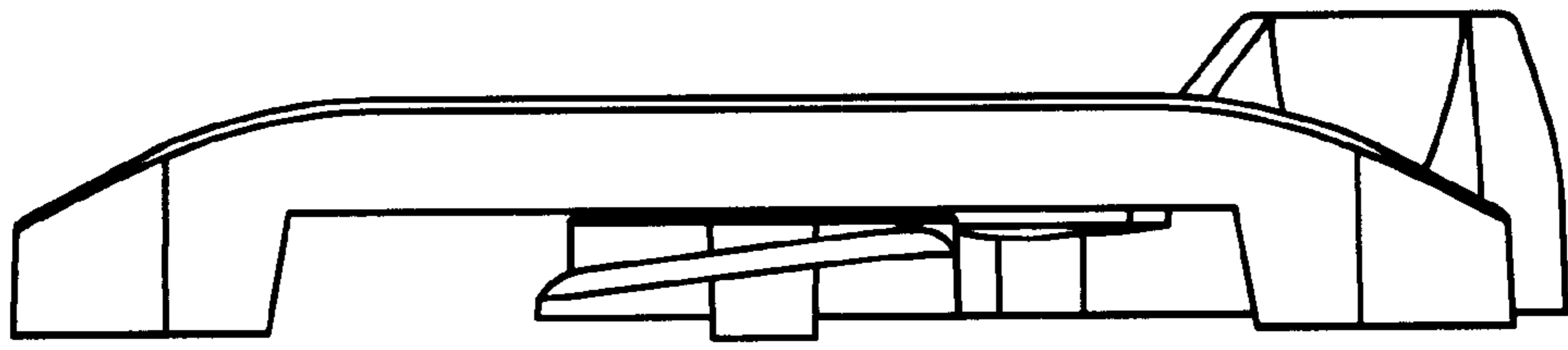


Fig.1

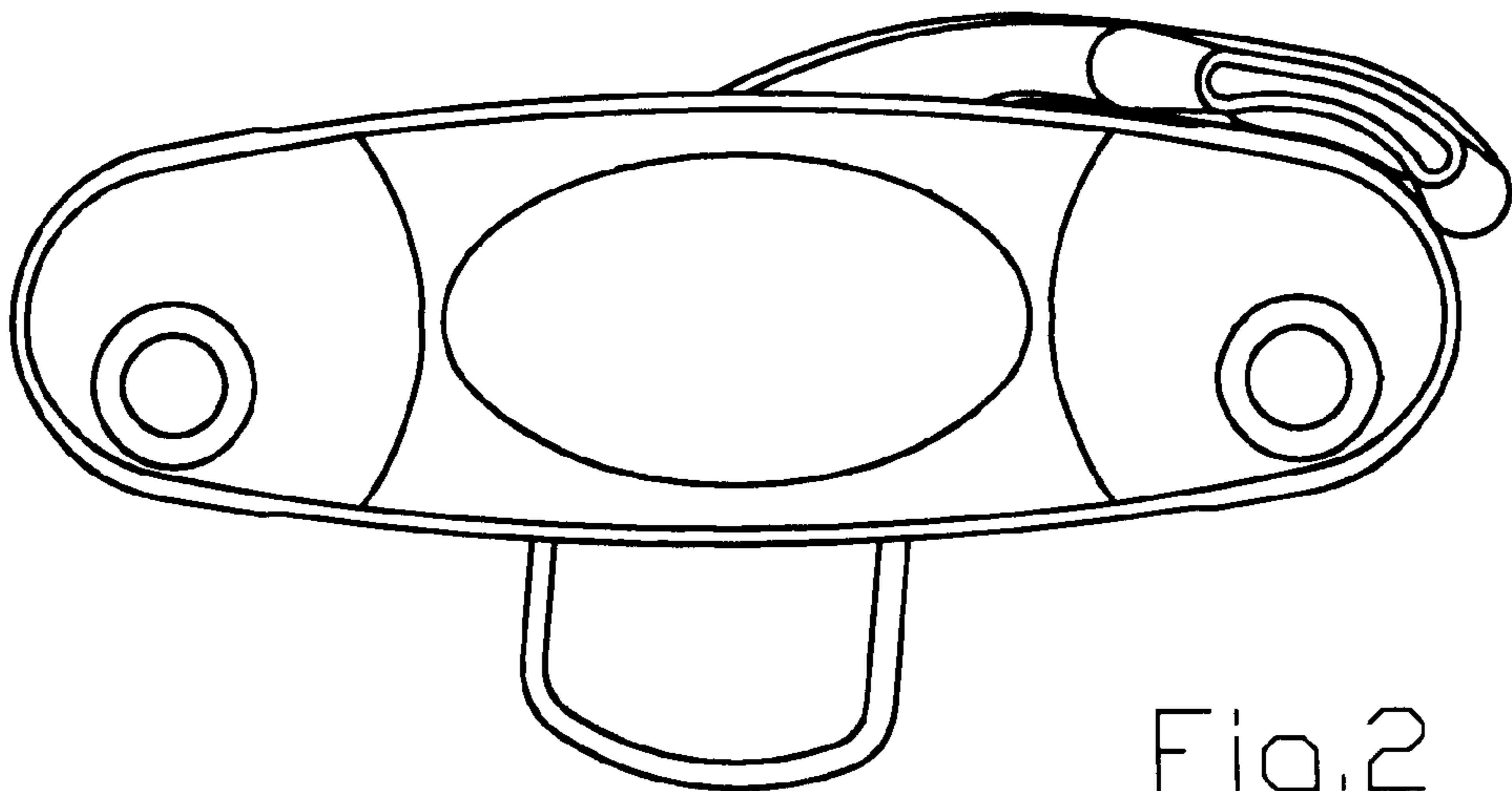


Fig.2

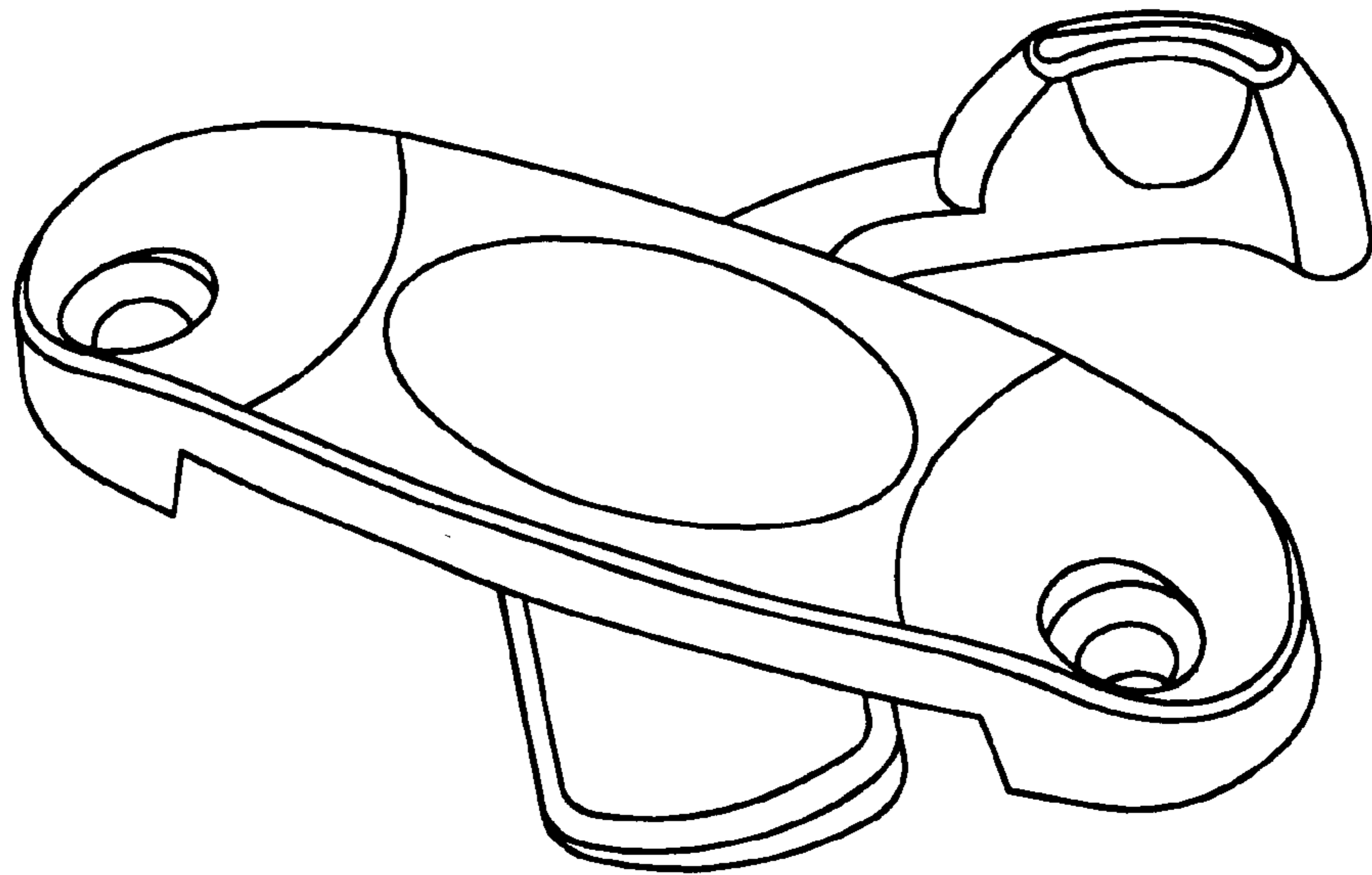


Fig.3