



US00D452986S

(12) **United States Design Patent**  
**Kim**

(10) **Patent No.:** **US D452,986 S**  
(45) **Date of Patent:** **\*\* Jan. 22, 2002**

(54) **BODY SUIT**

(76) Inventor: **Park Kim**, 33-102 Hyosung Villa, 63  
Chungdam-dong, Kangnam-ku, Seoul  
(KR)

(\*\*) Term: **14 Years**

(21) Appl. No.: **29/124,869**

(22) Filed: **Jun. 13, 2000**

D169,511 S	*	5/1953	LaBue et al. ....	D2/702
D174,114 S	*	3/1955	Dior .....	D2/702
D177,067 S	*	3/1956	Reisenfeld .....	D2/702
D177,982 S	*	6/1956	Kahn .....	D2/702
3,090,387 A	*	5/1963	Hopper .....	450/74
D206,157 S	*	11/1966	Maas .....	D2/706
D238,908 S	*	2/1976	Guberman .....	D2/707
D238,982 S	*	3/1976	Lo Cascio et al. ....	D2/703
D252,656 S	*	8/1979	Bergh .....	D2/703
D265,265 S	*	7/1982	Stern et al. ....	D2/710
D276,001 S	*	10/1984	Locascio .....	D2/710

\* cited by examiner

**Related U.S. Application Data**

(63) Continuation-in-part of application No. 29/107,729, filed on  
Jul. 14, 1999, now abandoned.

(51) **LOC (7) Cl.** ..... **02-01**

(52) **U.S. Cl.** ..... **D2/704; D2/700; D2/701;**  
**D2/702; D2/703; D2/706**

(58) **Field of Search** ..... D2/700-714, 738;  
D24/190, 124, 126; 2/44, 48, 67, 78.2,  
78.3, 227, 228, 238, 400, 402, 403, 406,  
408, DIG. 9, 300, 302; 450/1-5, 13, 30,  
32, 39, 41, 43, 47, 48, 54, 57, 58, 74, 83,  
86, 89, 104, 109, 116

(56) **References Cited**

**U.S. PATENT DOCUMENTS**

D110,662 S	*	7/1938	Rielly .....	D2/714
D166,167 S	*	3/1952	Annis .....	D2/704
D166,760 S	*	5/1952	La Bue et al. ....	D2/702
D169,510 S	*	5/1953	La Bue et al. ....	D2/702

*Primary Examiner*—Celia Murphy

(74) *Attorney, Agent, or Firm*—Jacobson Holman, PLLC

(57) **CLAIM**

The ornamental design for a body suit, as shown and  
described.

**DESCRIPTION**

FIG. 1 is a perspective view of a body suit showing my new  
design;

FIG. 2 is a bottom plan view thereof;

FIG. 3 is a top plan view thereof;

FIG. 4 is a front elevational view thereof;

FIG. 5 is a rear elevational view thereof;

FIG. 6 is a left side view thereof; and,

FIG. 7 is a right side view thereof.

The broken lines shown throughout the views are under-  
stood to represent stitching.

**1 Claim, 5 Drawing Sheets**

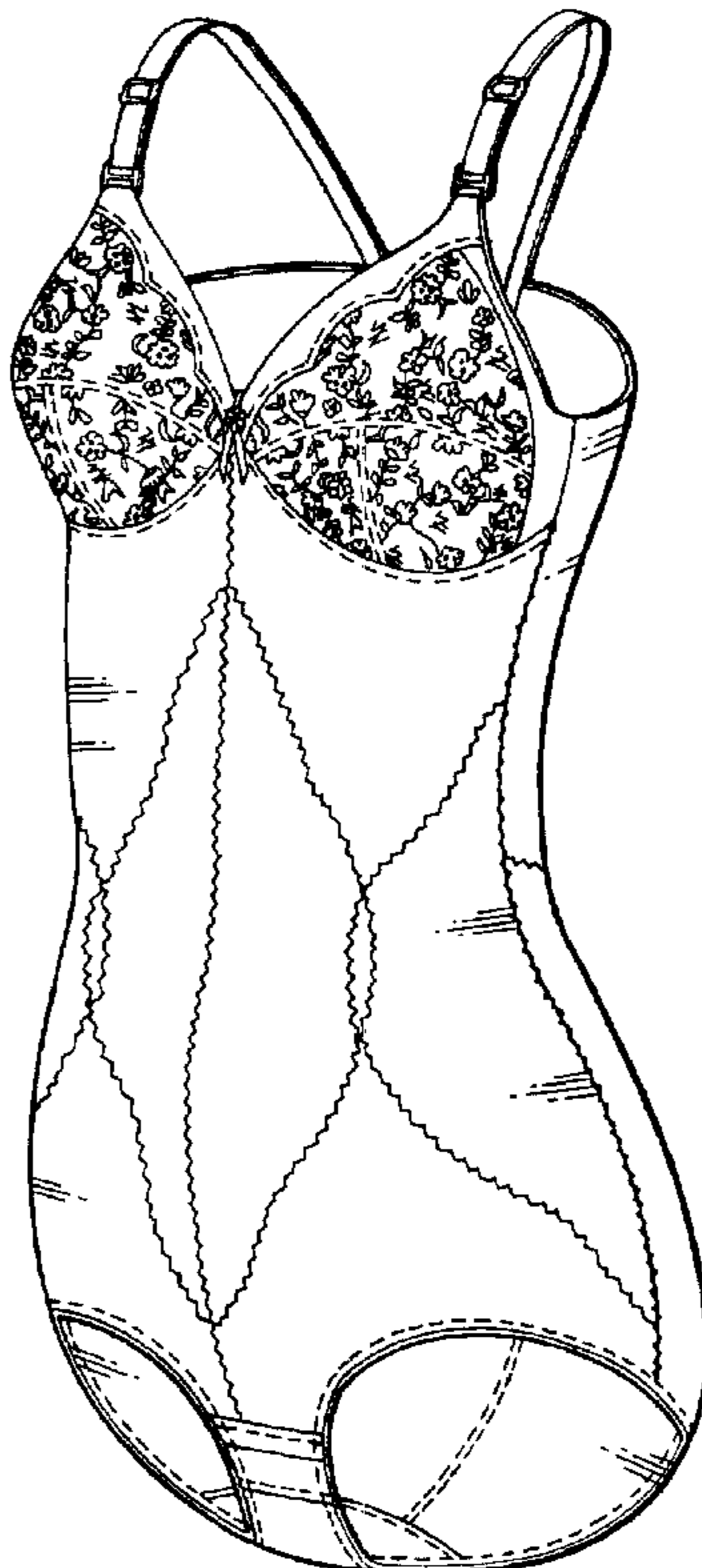


Fig. 1

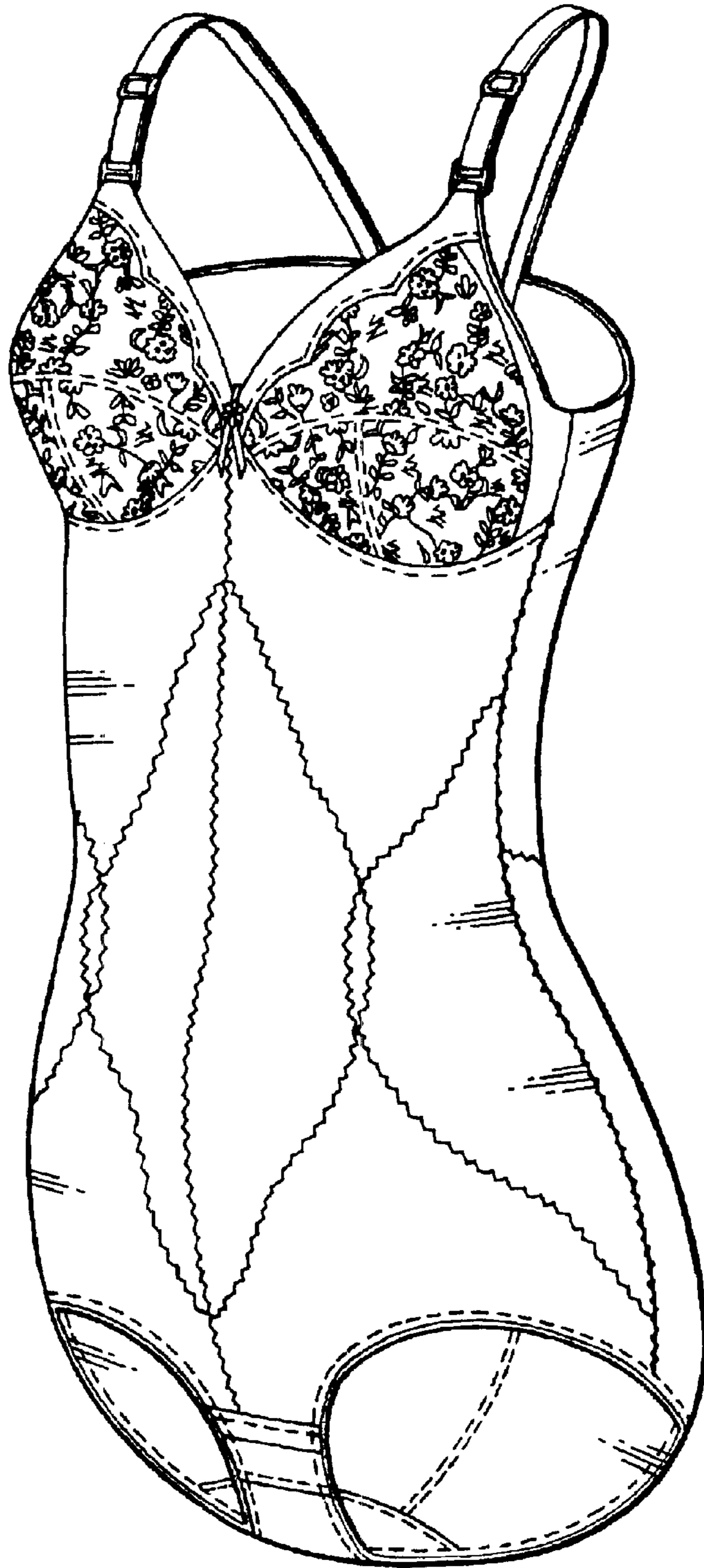


Fig.2




Fig.3



Fig.4

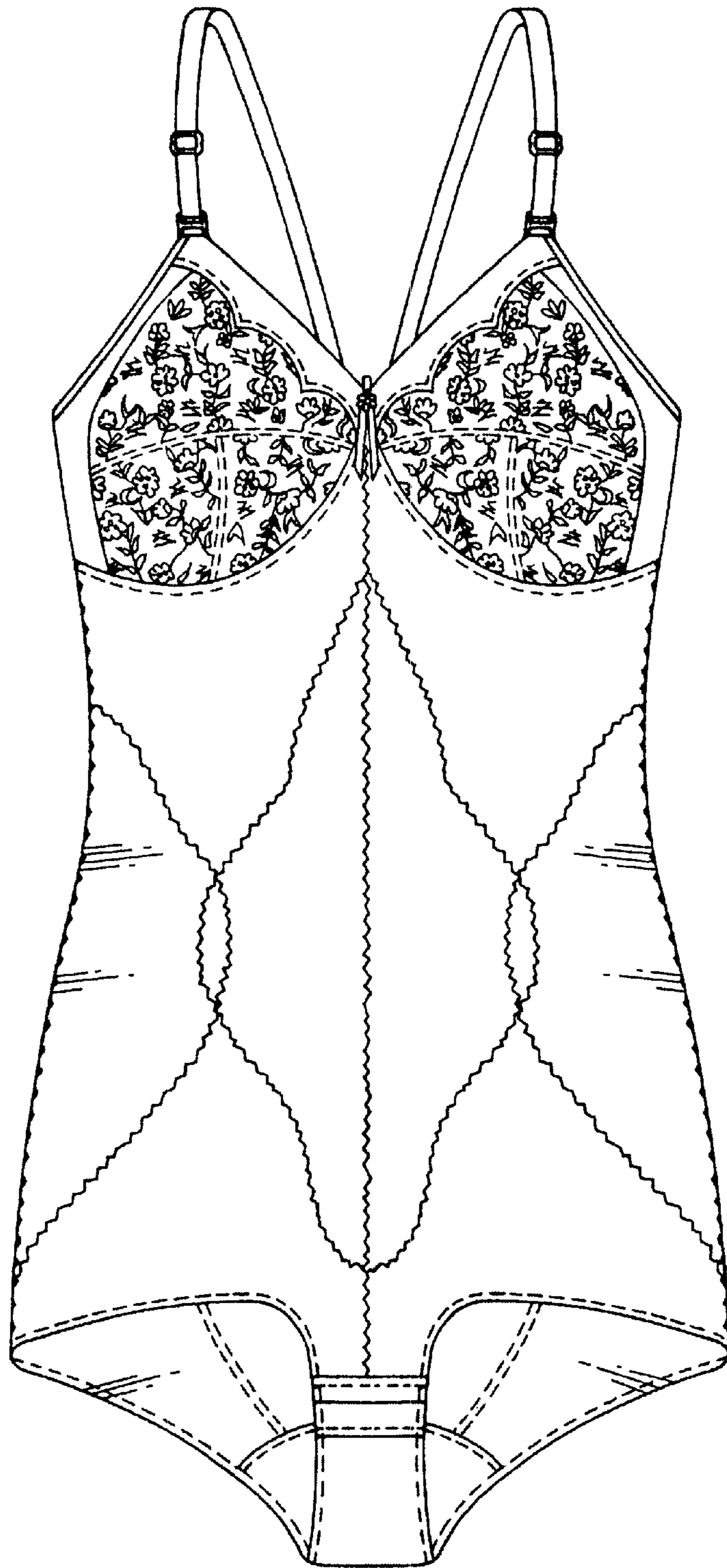


Fig.5

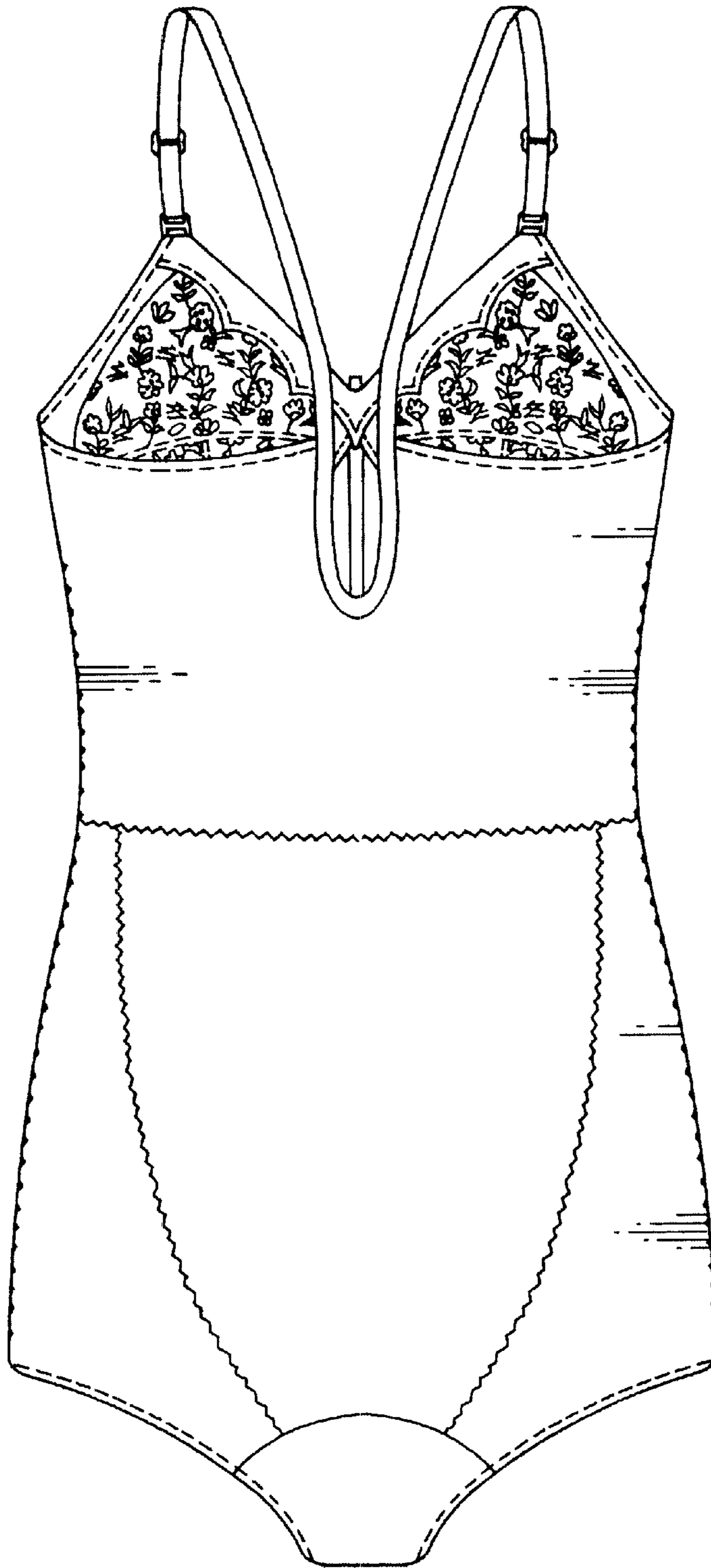


Fig.6

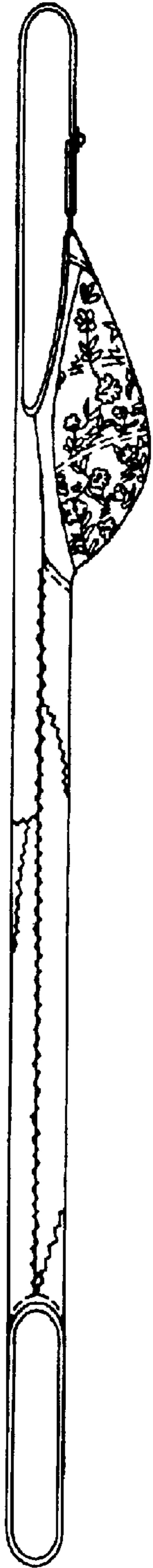


Fig.7

