



US00D452932B1

(12) **United States Design Patent**  
**Wong**

(10) **Patent No.:** **US D452,932 S**

(45) **Date of Patent:** **\*\* Jan. 8, 2002**

(54) **PIEZOELECTRIC LIGHTER**

D262,238 S \* 12/1981 Stuetzer ..... D27/154  
D440,008 S \* 4/2001 Xu ..... D27/154 X

(75) Inventor: **Ming King Wong**, North Point (HK)

\* cited by examiner

(73) Assignee: **Ming Wide Lighter Co., Ltd.**, Hong Kong (CN)

*Primary Examiner*—Jennifer Rivard

(\*\*) Term: **14 Years**

(74) *Attorney, Agent, or Firm*—Raymond Y. Chan; David and Raymond Patent Group

(21) Appl. No.: **29/140,718**

(57) **CLAIM**

(22) Filed: **Apr. 23, 2001**

The ornamental design for a piezoelectric lighter, as shown.

(51) **LOC (7) Cl.** ..... **27-05**

**DESCRIPTION**

(52) **U.S. Cl.** ..... **D27/157**

FIG. 1 is a perspective view showing my new design.

(58) **Field of Search** ..... D27/141, 154,  
D27/155, 157, 159; 431/129, 130, 132,  
142-144, 151, 254-256, 267, 273-274,  
277, 253

FIG. 2 is a front view thereof.

FIG. 3 is a rear view thereof.

FIG. 4 is a right end view thereof.

FIG. 5 is a left end view thereof.

FIG. 6 is a top view thereof; and,

FIG. 7 is a bottom view thereof.

(56) **References Cited**

**U.S. PATENT DOCUMENTS**

D248,877 S \* 8/1978 Harris ..... D27/159

**1 Claim, 7 Drawing Sheets**





FIG. 1




FIG. 2




FIG. 3




FIG. 4




FIG. 5




FIG. 6




FIG. 7