



US00D452924B1

(12) **United States Design Patent**
Kim

(10) **Patent No.:** **US D452,924 S**

(45) **Date of Patent:** **** Jan. 8, 2002**

(54) **REAR COMBINATION LAMP FOR
AUTOMOBILE**

D423,699 S * 4/2000 Hayashi D26/28
D427,342 S * 6/2000 Hunter et al. D26/28

(75) Inventor: **Sun Ho Kim**, Kyounggi-do (KR)

* cited by examiner

(73) Assignees: **Hyundai Motor Company; Hyundai
Precision & Ind. Co. Ltd.**, both of
Seoul (KR)

Primary Examiner—Susan J. Lucas

(74) *Attorney, Agent, or Firm*—Lowe Hauptman Gilman &
Berner, LLP

(**) Term: **14 Years**

(57) **CLAIM**

(21) Appl. No.: **29/125,751**

The ornamental design for a rear combination lamp for
automobile, as shown and described.

(22) Filed: **Jun. 30, 2000**

DESCRIPTION

(30) **Foreign Application Priority Data**

Dec. 31, 1999 (KR) 99-32374

(51) **LOC (7) Cl.** **26-02**

(52) **U.S. Cl.** **D26/28**

(58) **Field of Search** D26/28-36; D21/581,
D21/424; D12/82, 86, 90, 91, 92; 362/459,
460, 465, 487, 497, 498, 499, 541, 542,
543, 544, 546, 549; 340/901, 472, 471,
468, 467, 465


FIG. 1 is a perspective view of the rear combination lamp for
automobile according to the present invention;
FIG. 2 is a front elevational view of the rear combination
lamp for automobile according to the present invention;
FIG. 3 is a rear elevational view of the rear combination
lamp for automobile according to the present invention;
FIG. 4 is a left side elevational view of the rear combination
lamp for automobile according to the present invention;
FIG. 5 is a right side elevational view of the rear combina-
tion lamp for automobile according to the present invention;
FIG. 6 is a top plan view of the rear combination lamp for
automobile according to the present invention; and,
FIG. 7 is a bottom plan view of the rear combination lamp
for automobile according to the present invention.

(56) **References Cited**

U.S. PATENT DOCUMENTS

D403,443 S * 12/1998 Sacco et al. D26/28
D414,571 S * 9/1999 Schneider et al. D26/28

1 Claim, 7 Drawing Sheets






FIGURE 1




FIGURE 2

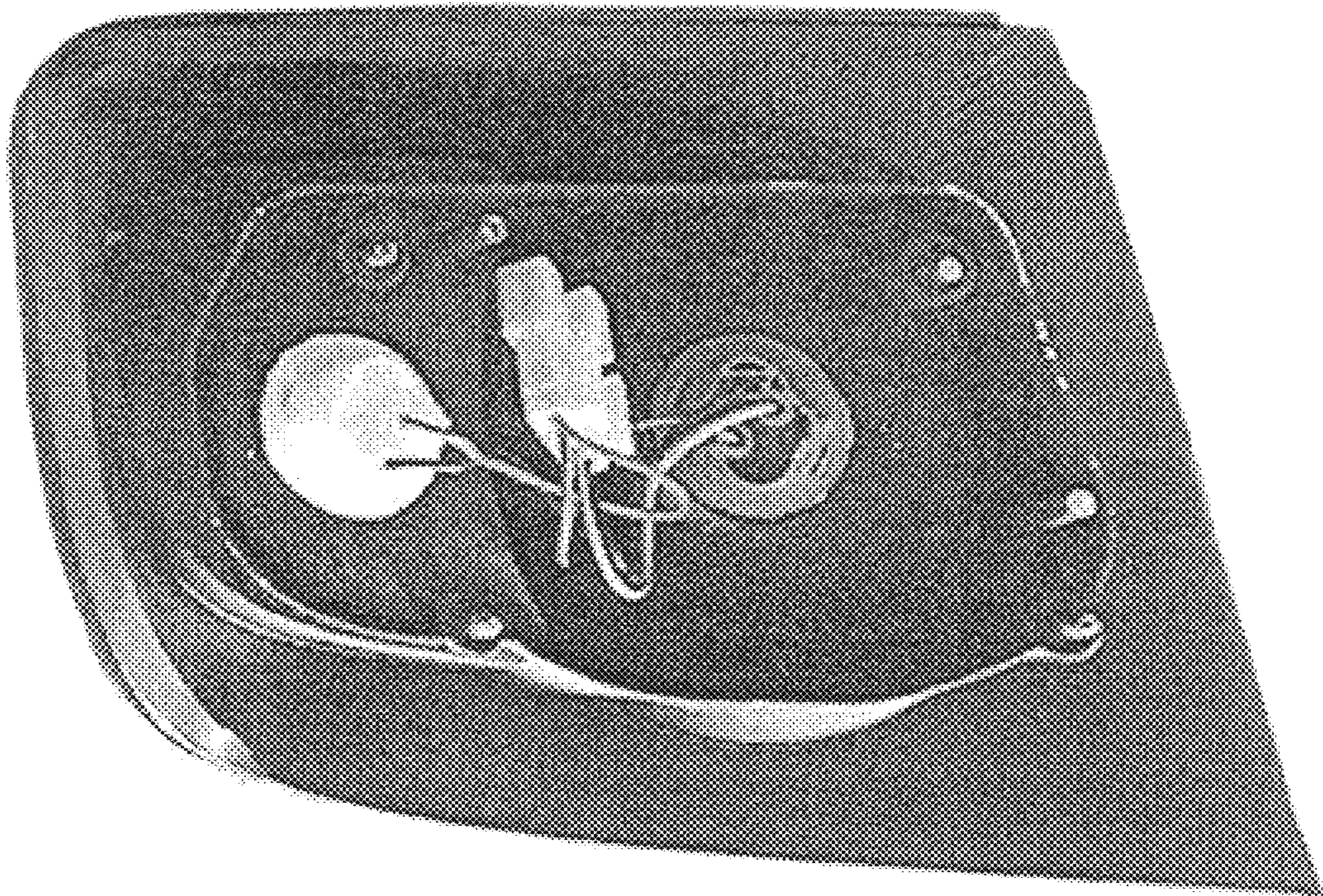


FIGURE 3




FIGURE 4




FIGURE 5




FIGURE 6




FIGURE 7