



US00D452917B2

(12) **United States Design Patent**
Bondoc et al.

(10) **Patent No.: US D452,917 S**

(45) **Date of Patent: ** Jan. 8, 2002**

(54) **ROOFING SHINGLE**

(75) Inventors: **Alfredo A. Bondoc**, Somerset; **William R. Carroll**, Sussex; **Frederick W. Sieling**, Bound Brook, all of NJ (US)

(73) Assignee: **Building Materials Corporation of America**, Wayne, NJ (US)

(**) Term: **14 Years**

(21) Appl. No.: **29/080,012**

(22) Filed: **Dec. 3, 1997**

Related U.S. Application Data

(62) Division of application No. 08/786,950, filed on Jan. 23, 1997, now Pat. No. 5,939,169, and a division of application No. 29/065,479, filed on Jan. 23, 1997, now Pat. No. Des. 406,361.

(51) **LOC (7) Cl.** **25-01**

(52) **U.S. Cl.** **D25/139; D25/143**

(58) **Field of Search** **D25/139, 143; 52/553, 554-559, 518-519, 311**

(56) **References Cited**

U.S. PATENT DOCUMENTS

4,499,702 A * 2/1985 Turner 52/555
D313,658 S * 1/1991 Noone D25/139
D326,330 S * 5/1992 Klein D25/139
D369,421 S * 4/1996 Kiik et al. D25/139

* cited by examiner

Primary Examiner—Doris Clark

(74) *Attorney, Agent, or Firm*—William J. Davis; Marilyn J. Maue

(57) **CLAIM**

The roofing shingle, as shown and described.

DESCRIPTION

FIG. 1 is a front elevational view of a roofing shingle
FIG. 2 is a front elevational view of a second embodiment of a roofing shingle; and,
FIG. 3 is a side elevational view of the roofing shingle in FIGS. 1 and 2, the opposite side being identical thereto.

1 Claim, 1 Drawing Sheet

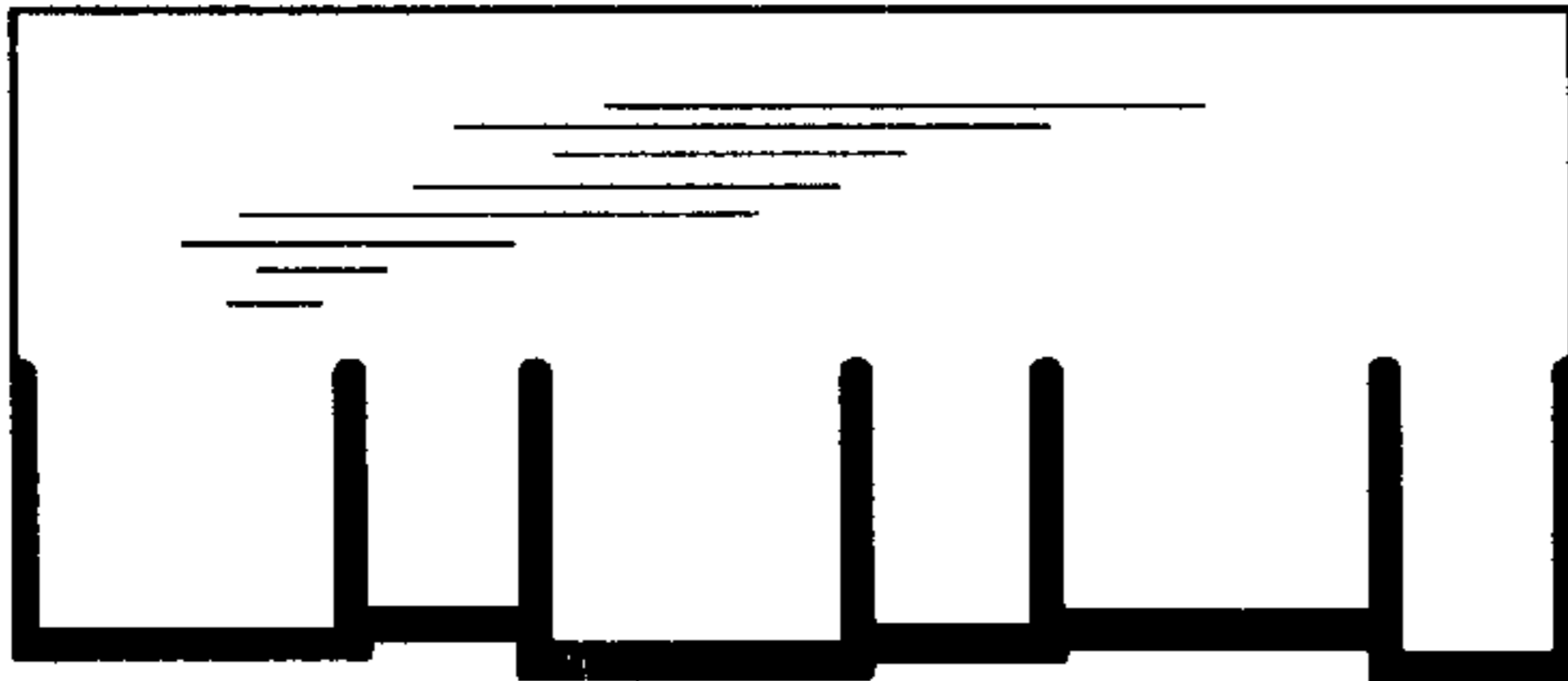


FIG. 1

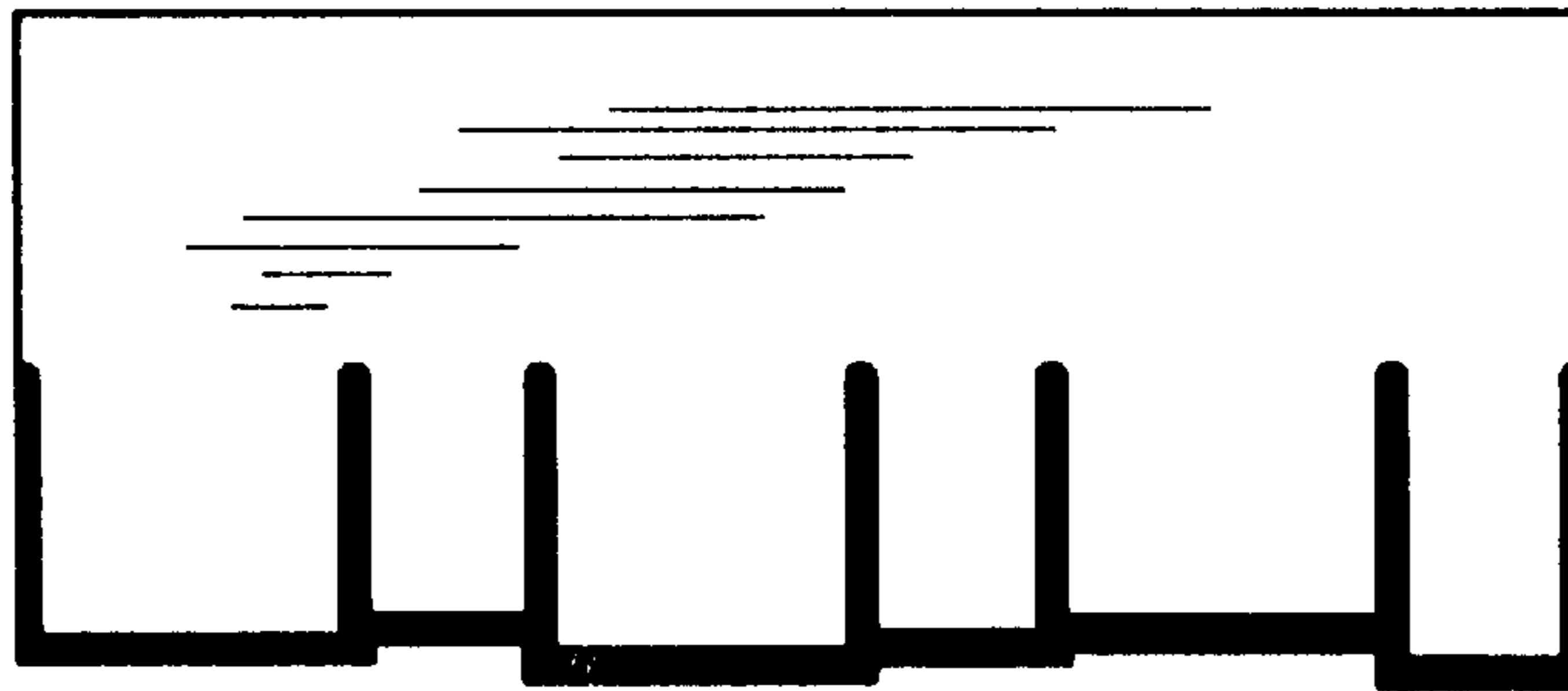


FIG. 2

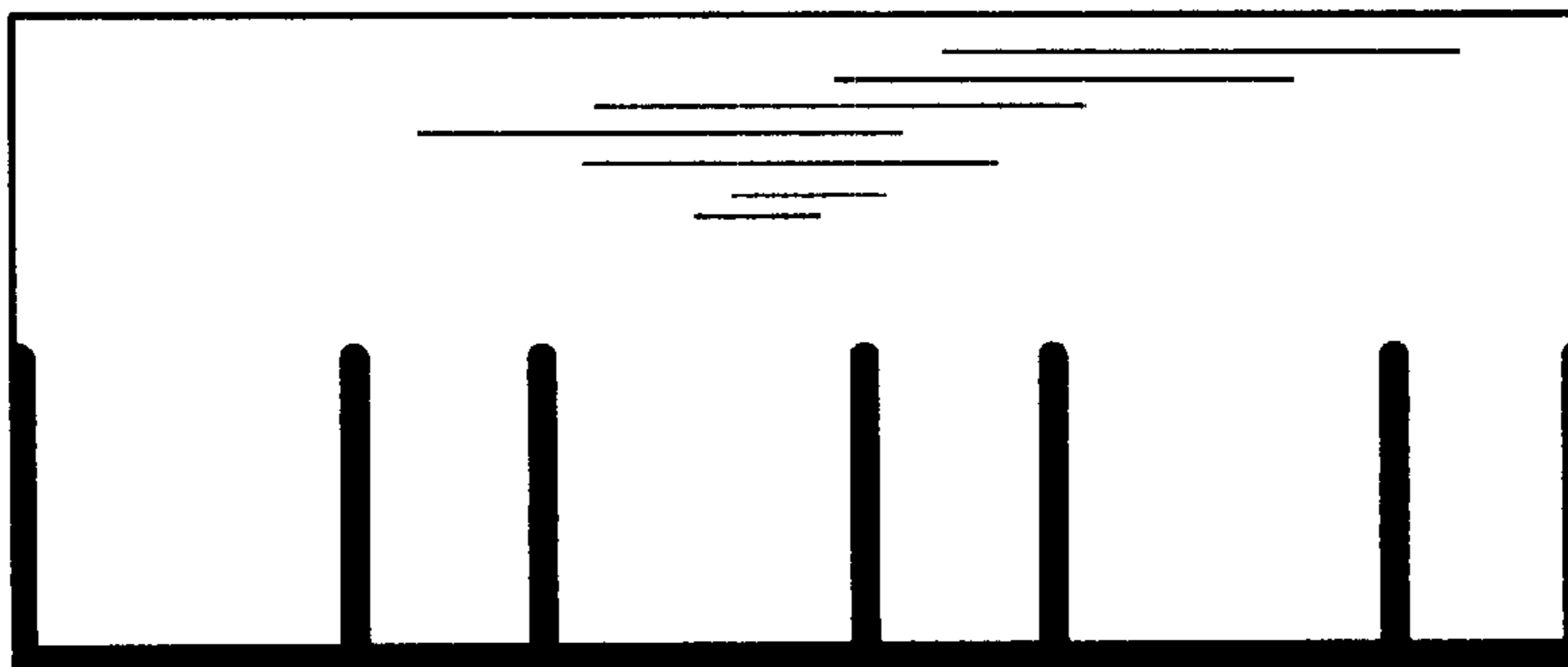


FIG. 3

