



US00D452901B1

(12) **United States Design Patent**
Wieringa

(10) **Patent No.:** **US D452,901 S**

(45) **Date of Patent:** **** Jan. 8, 2002**

(54) **PORTABLE TOILET**

(76) Inventor: **Lawrence D. Wieringa**, 2221 Elsinore Rd., Riverdale, CA (US) 92506

(**) Term: **14 Years**

(21) Appl. No.: **29/142,785**

(22) Filed: **Jun. 1, 2001**

(51) **LOC (7) Cl.** **23-02**

(52) **U.S. Cl.** **D23/299**

(58) **Field of Search** D23/270-272,
D23/295, 299-300, 302-303, 309-310;
4/300, 449, 459-460, 462-463, 476-477,
479-480, 482, DIG. 15; D25/16, 31

(56) **References Cited**

U.S. PATENT DOCUMENTS

4,163,294 A * 8/1979 Patterson 4/449
D424,667 S * 5/2000 Ariza et al. D23/299

FOREIGN PATENT DOCUMENTS

DE 2338441 * 7/1973 D25/16

OTHER PUBLICATIONS

Progressive Architecture, 2:75: Heery & Heery, New York, NY: Prototype Comfort Station for New York's Dept. of Parks, Rec. and Cult. Affairs, p. 30. 25/16.*

* cited by examiner

Primary Examiner—Louis S. Zarfes

Assistant Examiner—Robert A. Delehanty

(74) *Attorney, Agent, or Firm*—Goldstein Law Offices, P.C.

(57) **CLAIM**

The ornamental design for a portable toilet, as shown and described.

DESCRIPTION

FIG. 1 is a perspective view of a portable toilet in full lines with an advertisement shown in broken lines representing environmental association matter being for illustrative purposes only and forming no part of the claimed invention.

FIG. 2 is a front elevational view thereof.

FIG. 3 is a rear elevational view thereof.


FIG. 4 is a right side elevational view thereof.

FIG. 5 is a left side elevational view thereof.

FIG. 6 is a top plan view thereof; and,

FIG. 7 is a bottom plan view thereof.

1 Claim, 4 Drawing Sheets



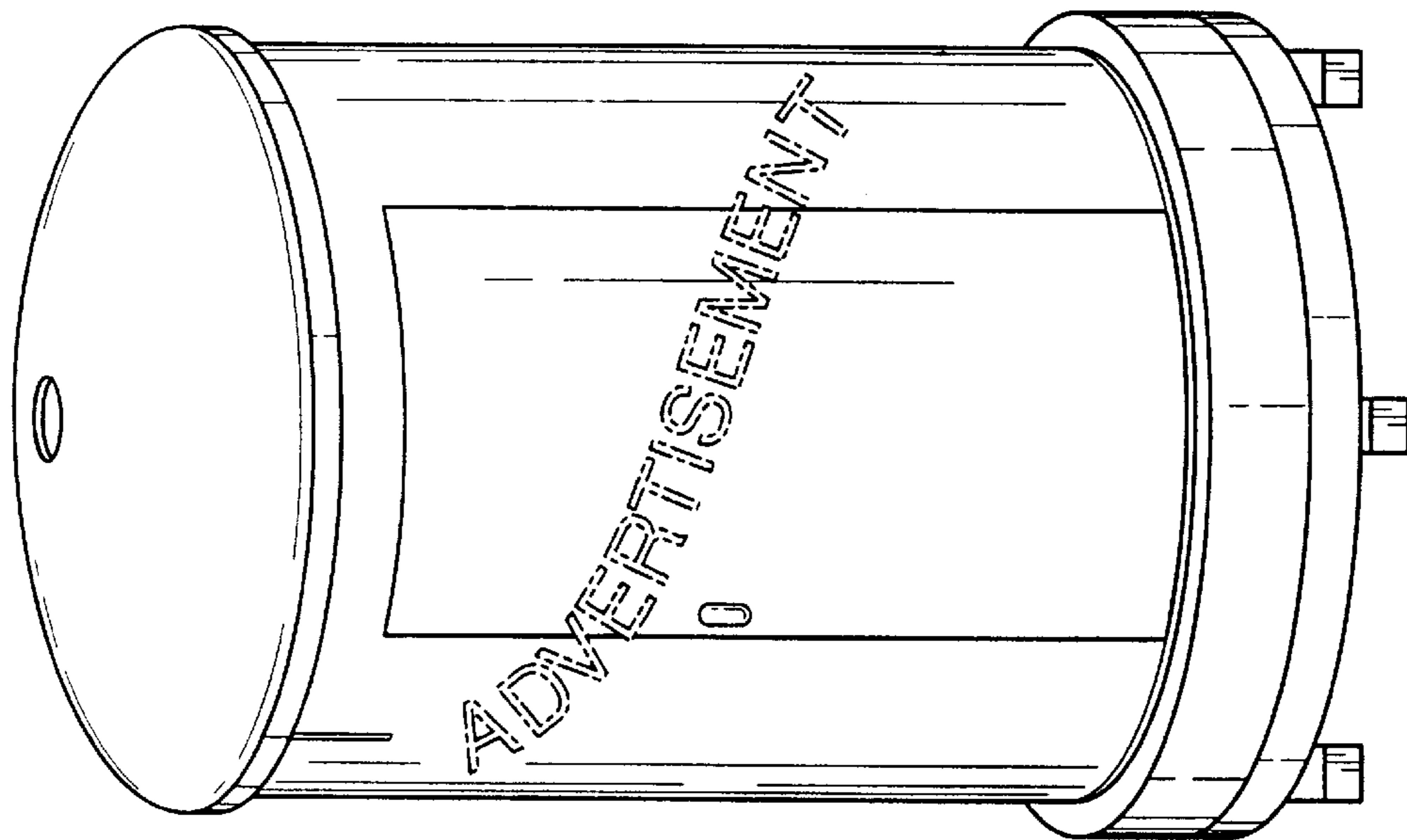


Fig. 1




Fig. 2




Fig. 3




Fig. 4

Fig. 6

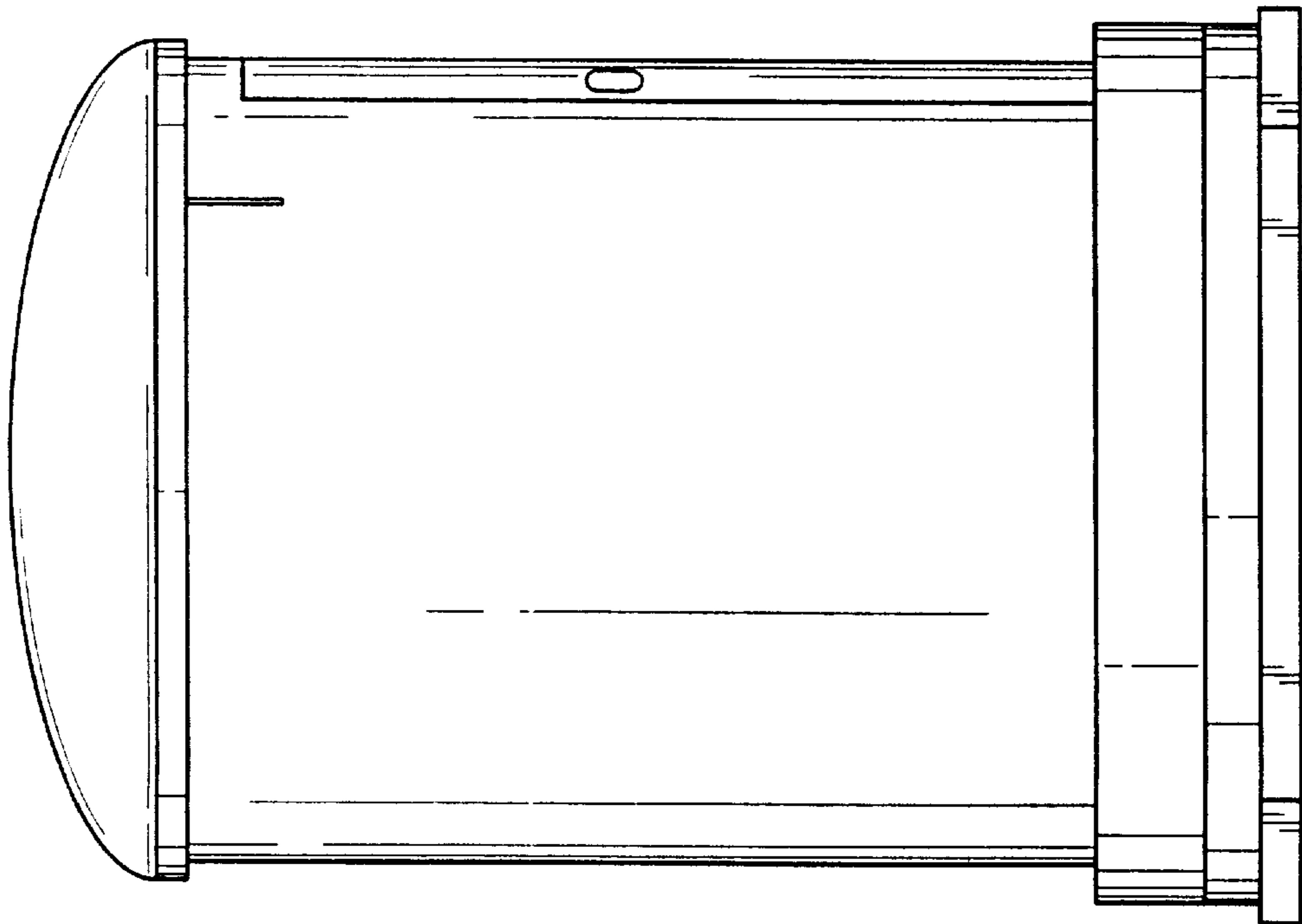
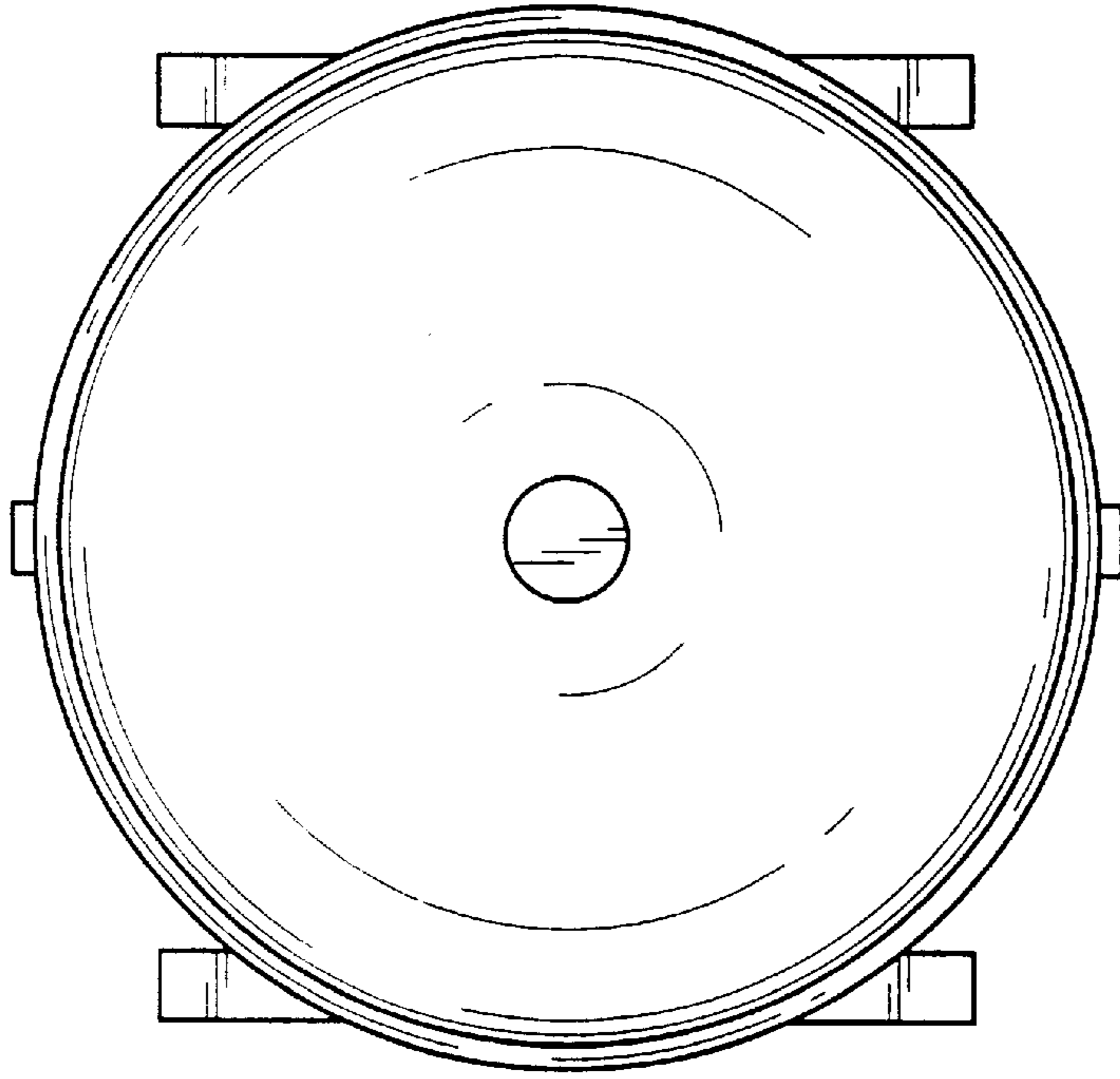


Fig. 5

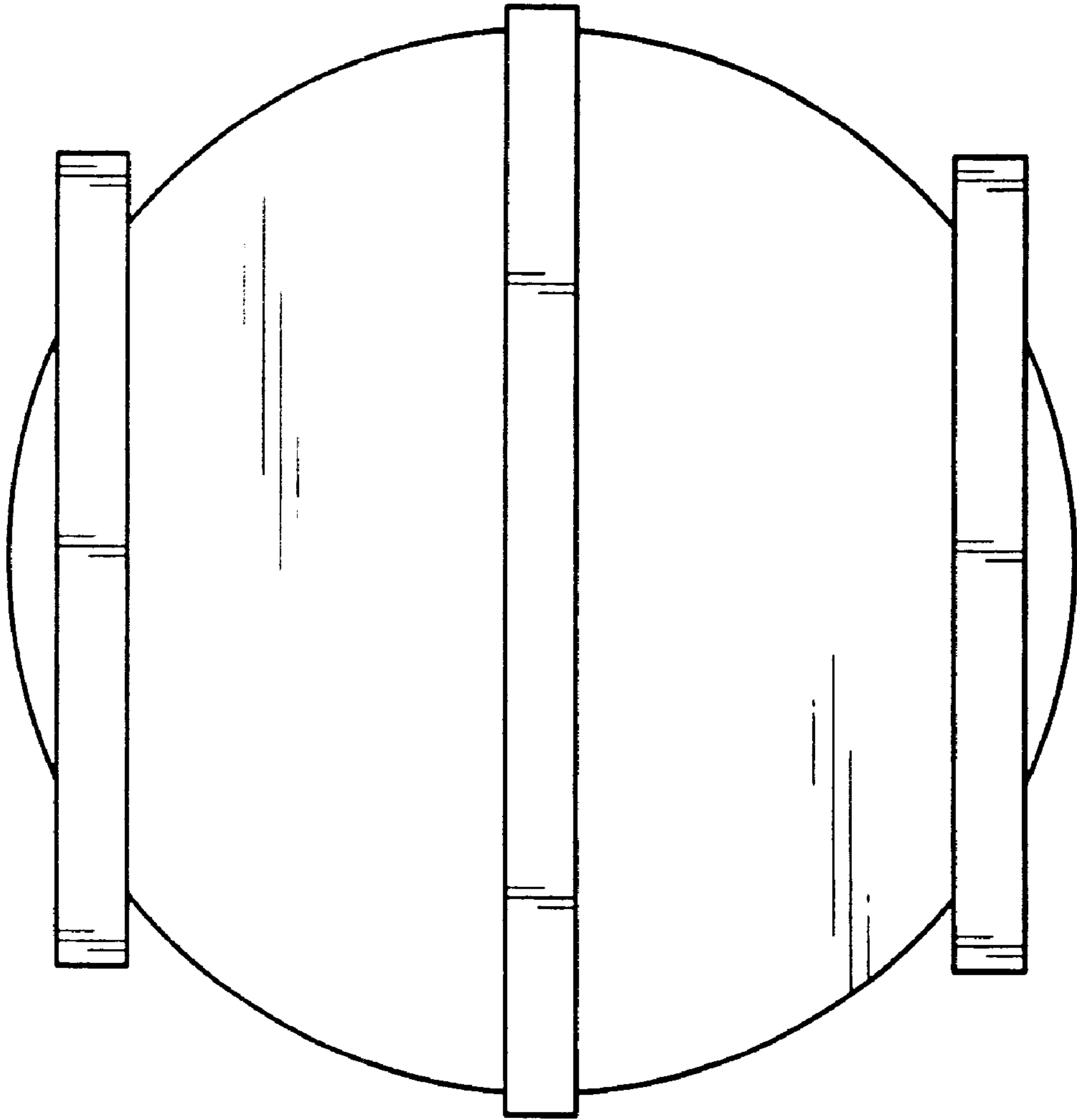


Fig. 7