



US00D452872B1

(12) **United States Design Patent**  
**Fusi et al.**

(10) **Patent No.:** **US D452,872 S**  
(45) **Date of Patent:** **\*\* Jan. 8, 2002**

(54) **SPECTACLES**

(76) Inventors: **Renata Fusi**, Via San Maurilio, 4,  
20123 Milano; **Silvana Mollica**, Via  
Canova, 9, 20145 Milano; **Paolo**  
**Zanotto**, Via Aselli, 7, 20133 Milano,  
all of (IT)

(\*\*) **Term:** **14 Years**

(21) **Appl. No.:** **29/143,390**

(22) **Filed:** **Jun. 14, 2001**

**Related U.S. Application Data**

(62) Division of application No. 29/132,185, filed on Nov. 6,  
2000.

(30) **Foreign Application Priority Data**

May 5, 2000 (IT) ..... MI000274 U

(51) **LOC (7) Cl.** ..... **16-06**

(52) **U.S. Cl.** ..... **D16/326**

(58) **Field of Search** ..... D16/101, 300-330,  
D16/335; D29/109, 110; 351/41, 44, 51,  
52, 158; 2/447, 448, 436, 437, 426

(56) **References Cited**

**U.S. PATENT DOCUMENTS**

D129,915 S \* 10/1941 Blum ..... D16/326  
D204,817 S 5/1966 Mitchell

D323,515 S 1/1992 Arbez  
D377,036 S 12/1996 Leonardi  
D382,290 S \* 8/1997 Simioni ..... D16/326  
D390,864 S 2/1998 Mage  
D392,665 S \* 3/1998 Mage ..... D16/326  
D399,239 S 10/1998 Jannard et al.  
D406,858 S \* 3/1999 Arnette ..... D16/326  
D407,429 S 3/1999 Meschter  
D436,119 S \* 1/2001 Bolle ..... D16/326  
D439,599 S \* 3/2001 Yasuhara ..... D16/319

**OTHER PUBLICATIONS**

Ray Ban catalog p. 18, 1997.\*  
Ray-Ban Catalog, p. 36.

\* cited by examiner

*Primary Examiner*—Raphael Barkai

(74) *Attorney, Agent, or Firm*—Young & Thompson

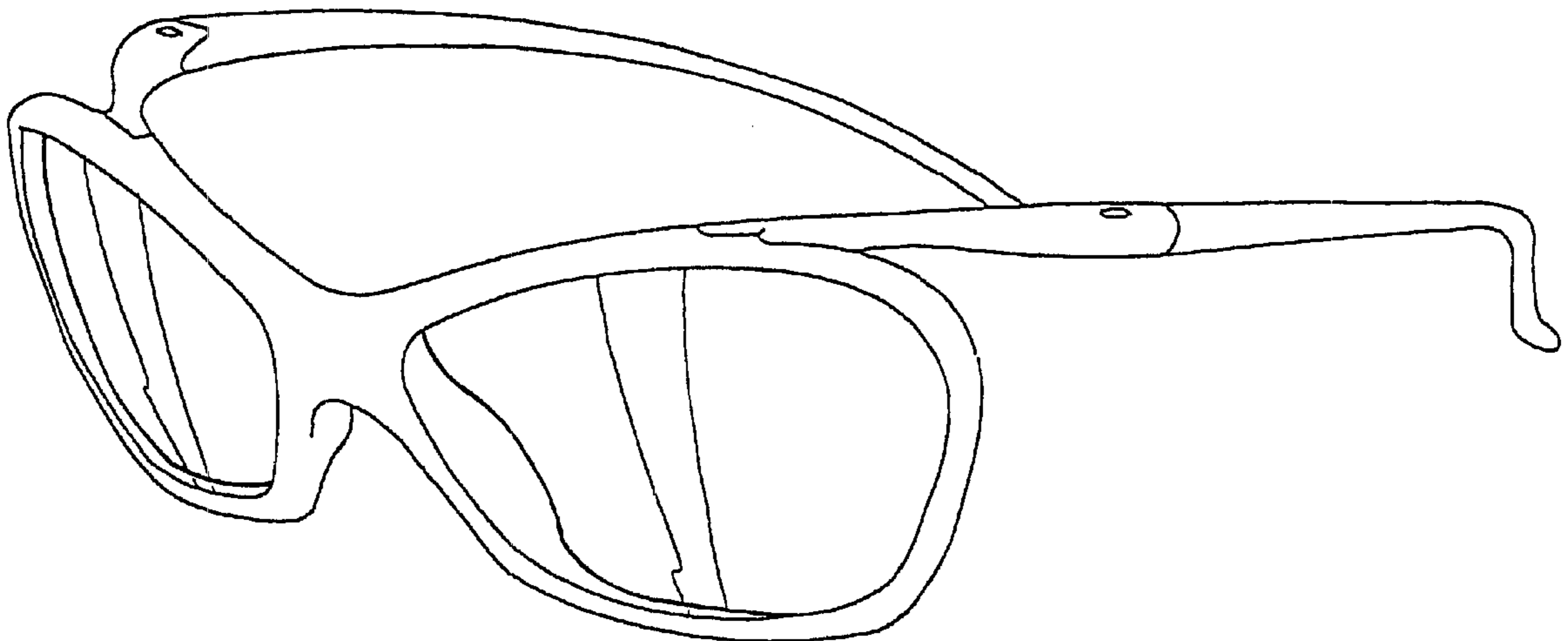
(57) **CLAIM**

The ornamental design for spectacles, as shown and  
described.

**DESCRIPTION**

FIG. 1 is a top plan of spectacles showing our new design;  
FIG. 2 is a front elevational view thereof;  
FIG. 3 is a side elevational view thereof, the side opposite  
that shown in FIG. 3 being a mirror image thereof; and,  
FIG. 4 is a top, front and side perspective view thereof.

**1 Claim, 2 Drawing Sheets**



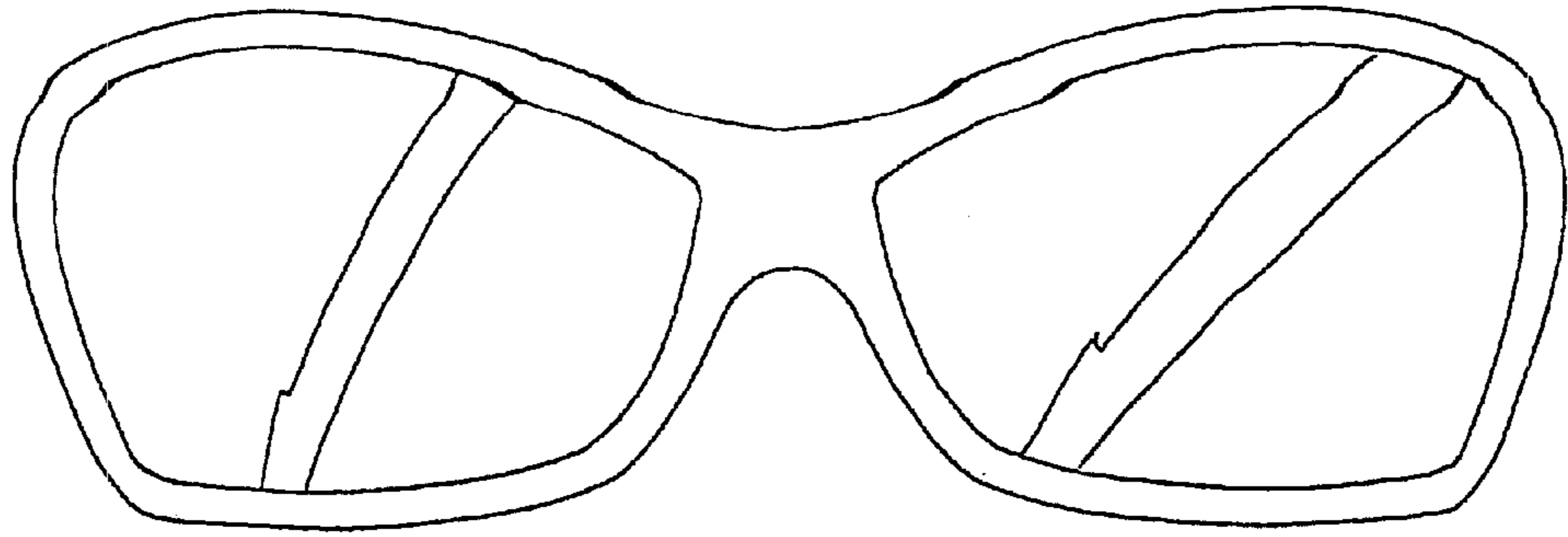


FIG. 2

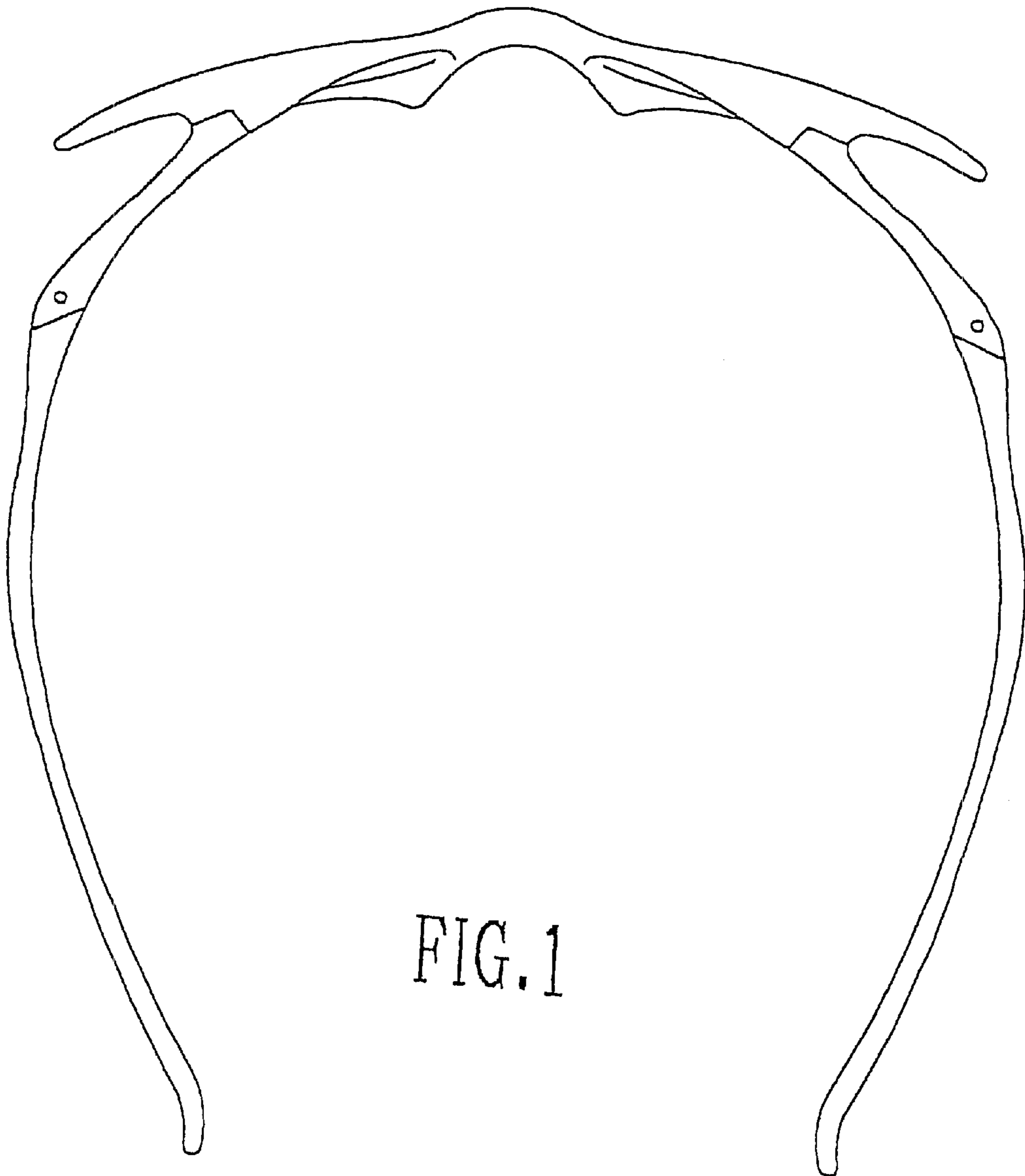


FIG. 1

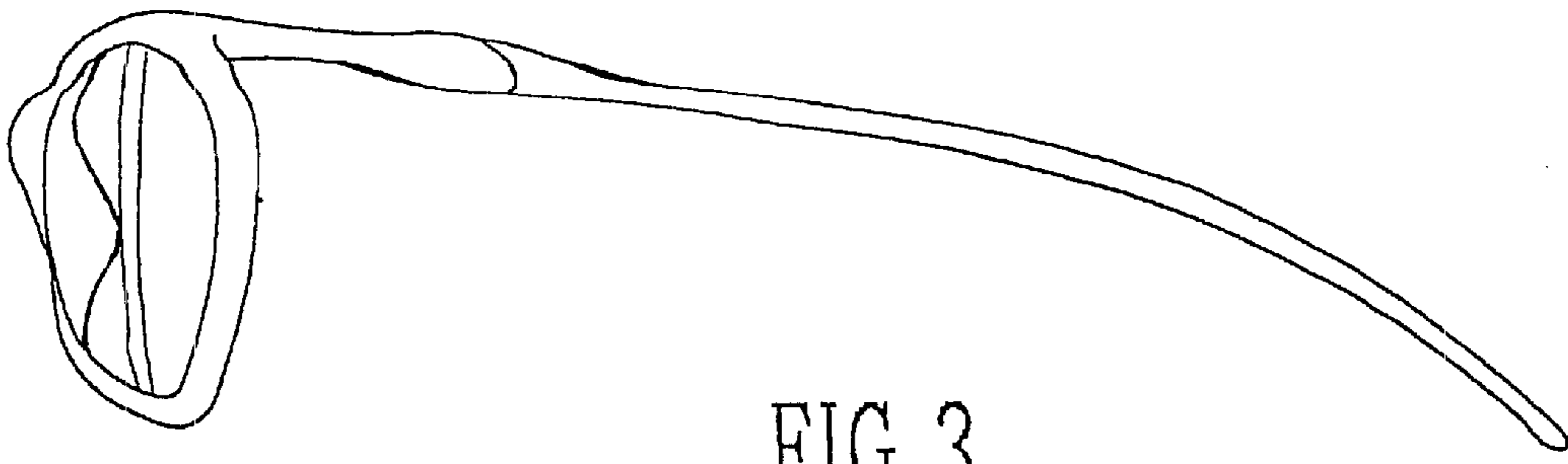


FIG. 3

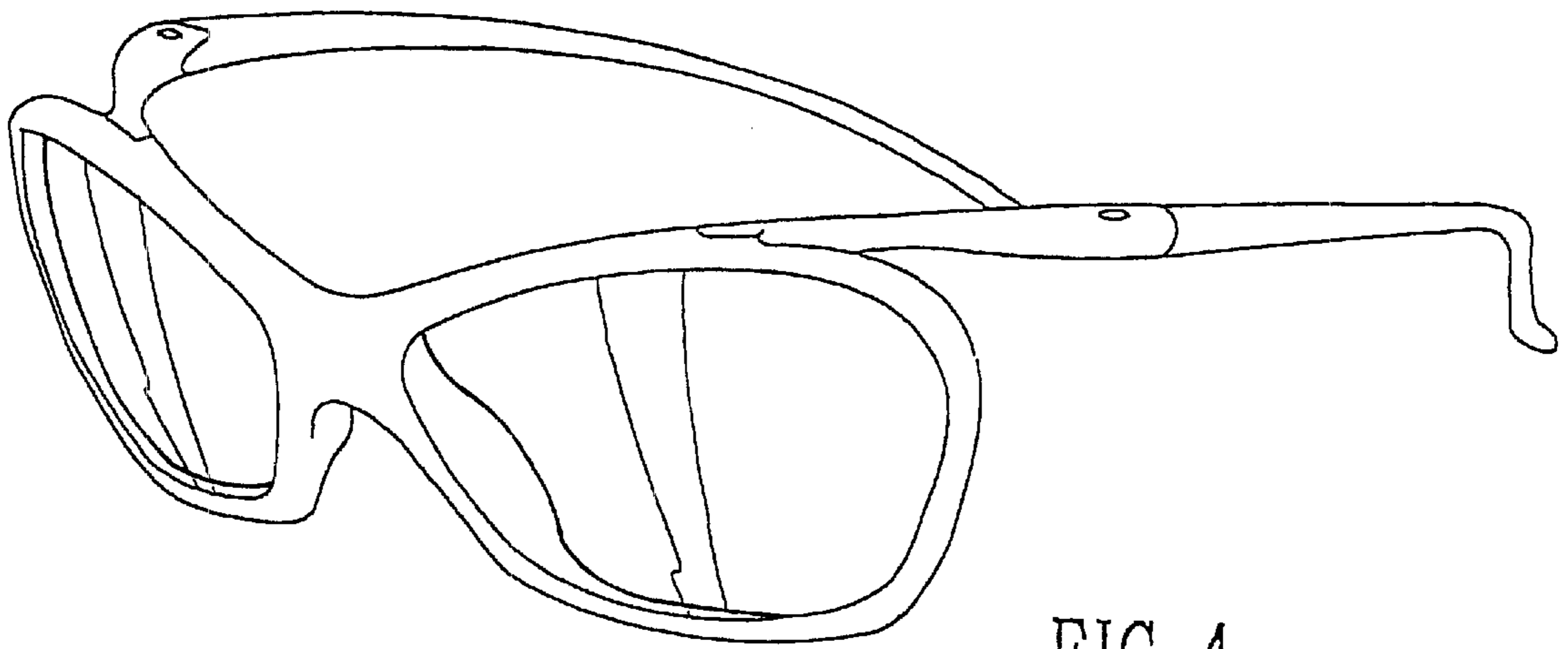


FIG. 4