



US00D452864B1

(12) **United States Design Patent**  
**Wallace et al.**

(10) **Patent No.:** **US D452,864 S**  
(45) **Date of Patent:** **\*\* Jan. 8, 2002**

(54) **ELECTRONIC MEMORY CARD**

(75) Inventors: **Robert F. Wallace**, Sunnyvale; **Robert C. Miller**, San Jose, both of CA (US)

(73) Assignee: **SanDisk Corporation**, Sunnyvale, CA (US)

(\*\*) Term: **14 Years**

(21) Appl. No.: **29/124,803**

(22) Filed: **Jun. 12, 2000**

(51) **LOC (7) Cl.** ..... **14-02**

(52) **U.S. Cl.** ..... **D14/436**

(58) **Field of Search** ..... D14/432, 435-8,  
D14/478-80; 361/737, 736, 686; 257/678-9;  
40/124.01; 283/75-6, 901; 235/487-95,  
441-3, 375; 174/52.1; 439/135, 140, 76.1;  
D8/347

(56) **References Cited**

**U.S. PATENT DOCUMENTS**

- 3,421,241 A \* 1/1969 Hochberg
- D221,282 S \* 7/1971 Miller et al.
- 3,702,464 A 11/1972 Castrucci
- 4,532,419 A 7/1985 Takeda
- 4,565,922 A 1/1986 Anderson
- D298,327 S \* 11/1988 Kimura
- 4,849,944 A 7/1989 Matsushita
- D304,448 S \* 11/1989 De La Cruz et al.

(List continued on next page.)

**FOREIGN PATENT DOCUMENTS**

- AU B8130691 7/1991
- DE 3743335 12/1987
- EP 495216 A2 12/1991
- EP 535436 A2 9/1992
- JP 58208882 12/1983
- JP 5941092 3/1984
- JP 454582 2/1992

*Primary Examiner*—M. H. Tung

(74) *Attorney, Agent, or Firm*—Skjerven Morrill MacPherson LLP

(57) **CLAIM**

The ornamental design for an electronic memory card, as shown.

**DESCRIPTION**

One embodiment of the electronic memory card herein is also shown in provisional application Ser. No. 60/155,982, filed Sep. 24, 1999, which provisional application is incorporated herein by this reference.

FIG. 1 is an isometric view of an electronic memory card that incorporates a first embodiment of the new design, showing the card's top, front side and right side;

FIG. 2 is a top plan view of the electronic memory card first embodiment;

FIG. 3 is a right side elevational view of the electronic memory card first embodiment;

FIG. 4 is a front side elevational view of the electronic memory card first embodiment;

FIG. 5 is a bottom plan view of the electronic memory card first embodiment;

FIG. 6 is a left side elevational view of the electronic memory card first embodiment;

FIG. 7 is a rear side elevational view of the electronic memory card first embodiment;

FIG. 8 is an isometric view of an electronic memory card that incorporates a second embodiment of the new design, showing the card's top, front side and right side;

FIG. 9 is a top plan view of the electronic memory card second embodiment;

FIG. 10 is a right side elevational view of the electronic memory card second embodiment;

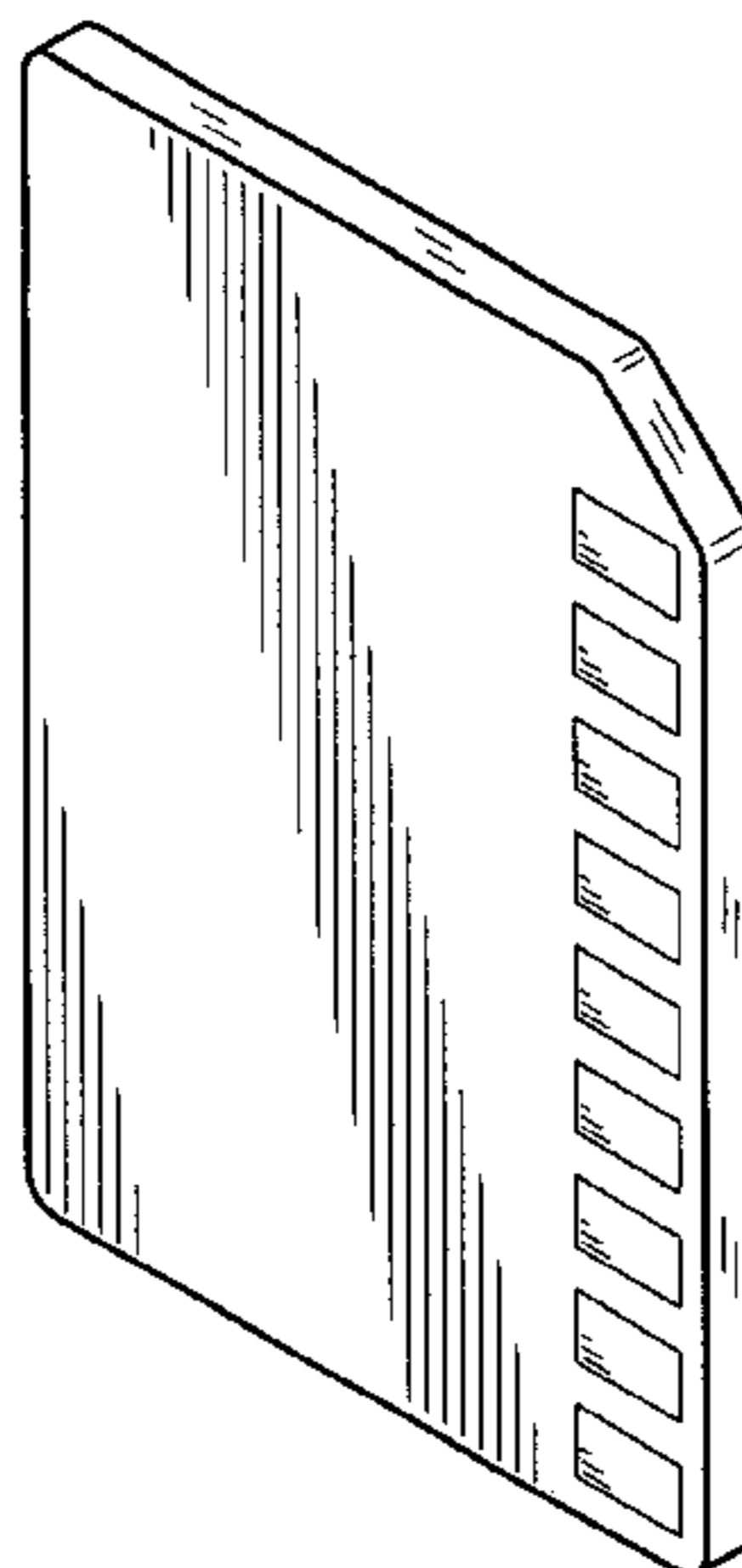
FIG. 11 is a front side elevational view of the electronic memory card second embodiment;

FIG. 12 is a bottom plan view of the electronic memory card second embodiment;

FIG. 13 is a left side elevational view of the electronic memory card second embodiment; and,

FIG. 14 is a rear side elevational view of the electronic memory card second embodiment.

**1 Claim, 2 Drawing Sheets**



# US D452,864 S

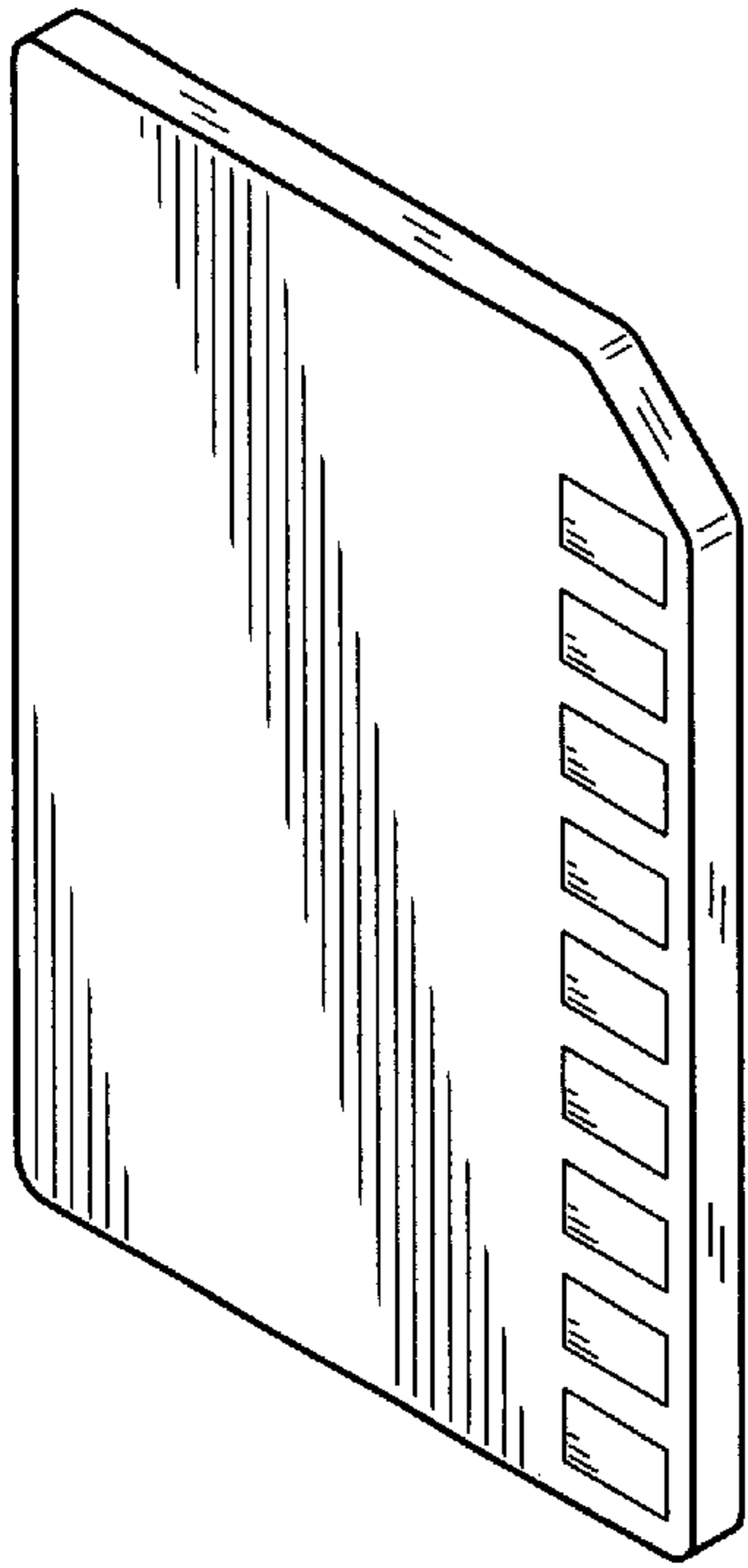
Page 2

---

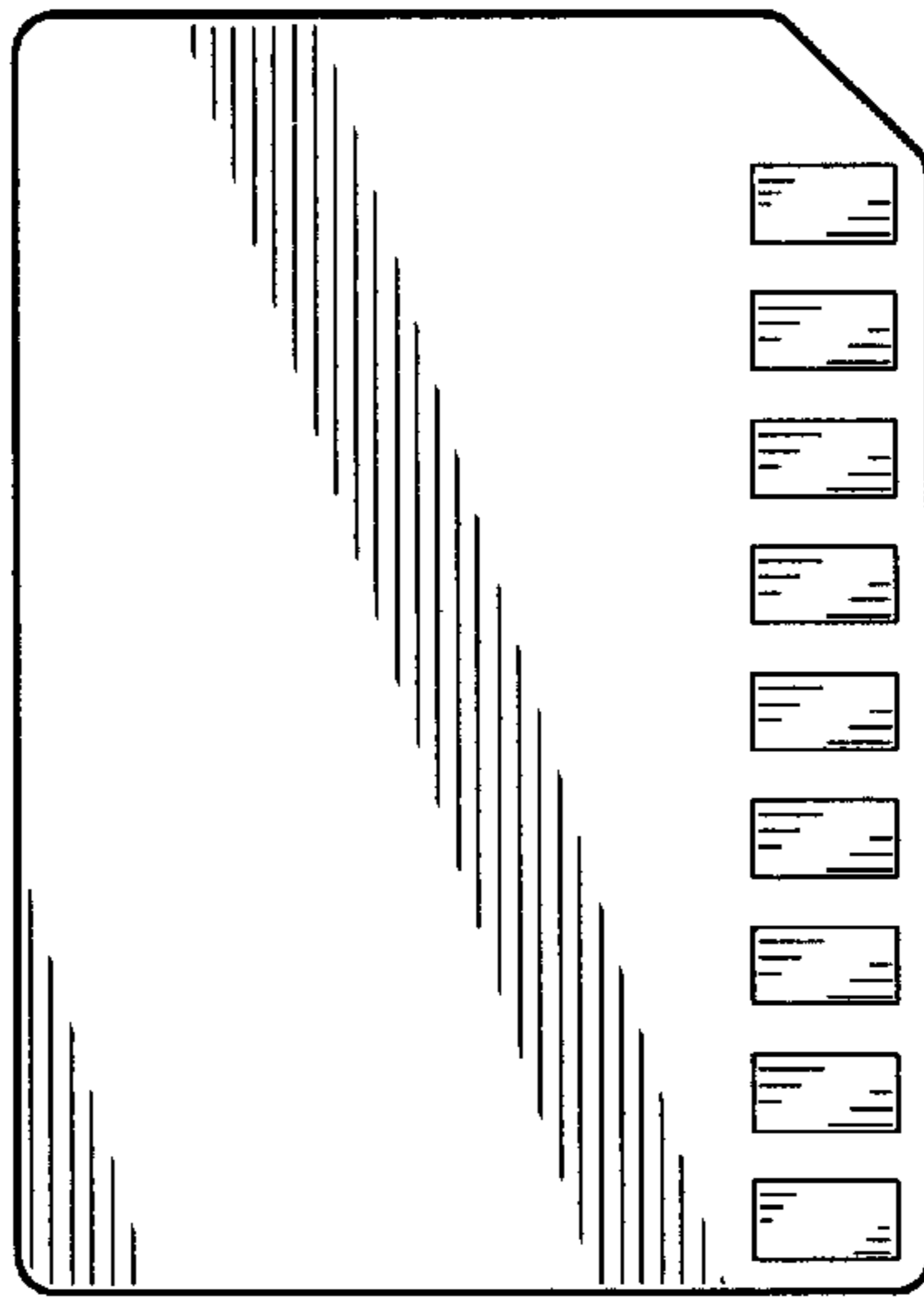
## U.S. PATENT DOCUMENTS

4,887,234 A	12/1989	Iijima	5,780,837 A	7/1998	Garcia
D305,886 S	2/1990	Banjo et al.	5,822,190 A	10/1998	Iwasaki
D311,391 S	* 10/1990	Ueshin et al.	5,935,497 A	* 8/1999	Rose
5,257,414 A	* 10/1993	Trahan et al.	D431,568 S	* 10/2000	Chan et al.
D369,156 S	* 4/1996	Ohmori et al.	D434,396 S	* 11/2000	Iwasaki
5,655,917 A	8/1997	Kaneshige et al.	D442,598 S	* 5/2001	Wallace et al.
5,677,524 A	10/1997	Haghiri-Tehrani			

\* cited by examiner




**FIG.\_1**



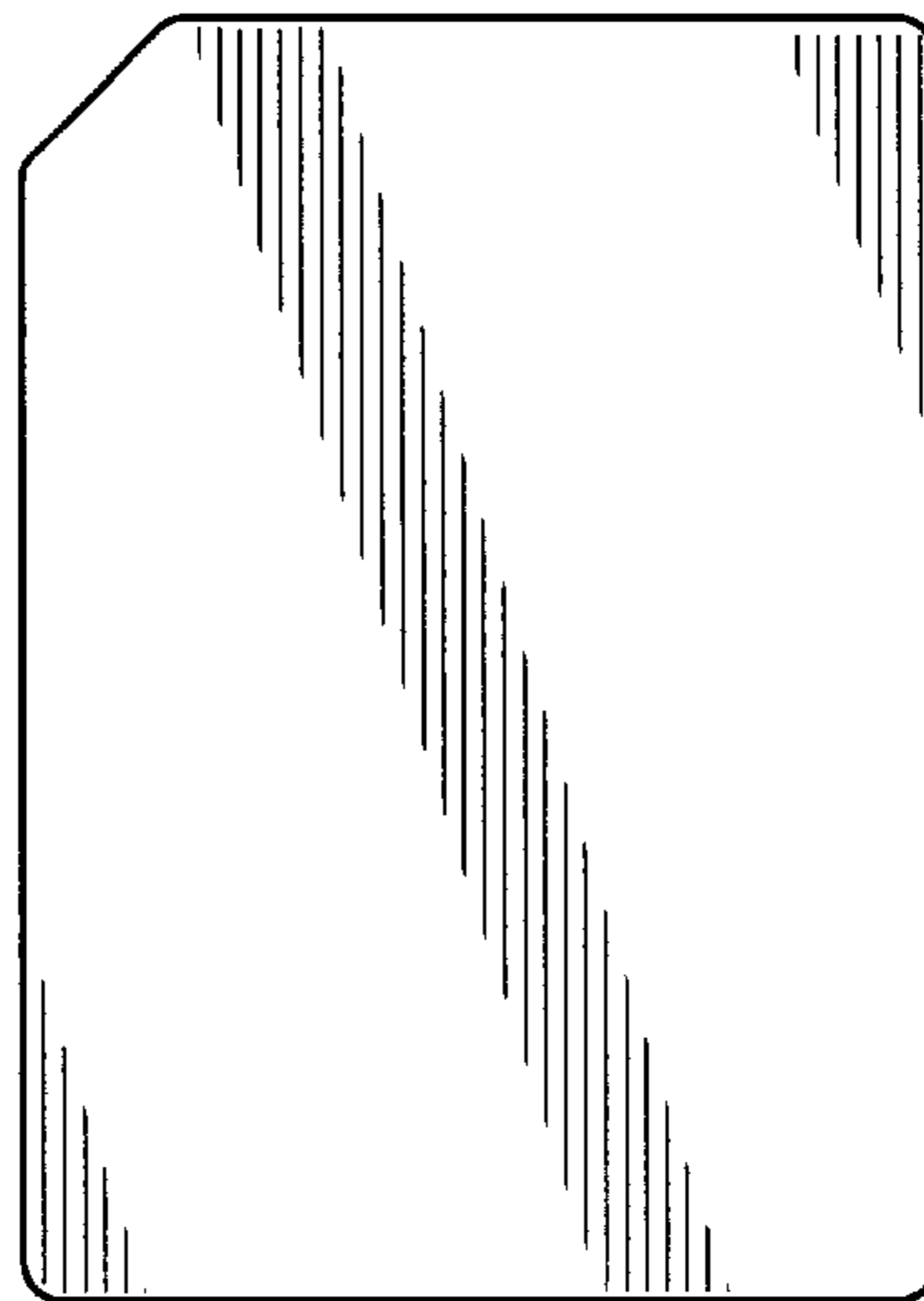
**FIG.\_2**



**FIG.\_3**




**FIG.\_4**



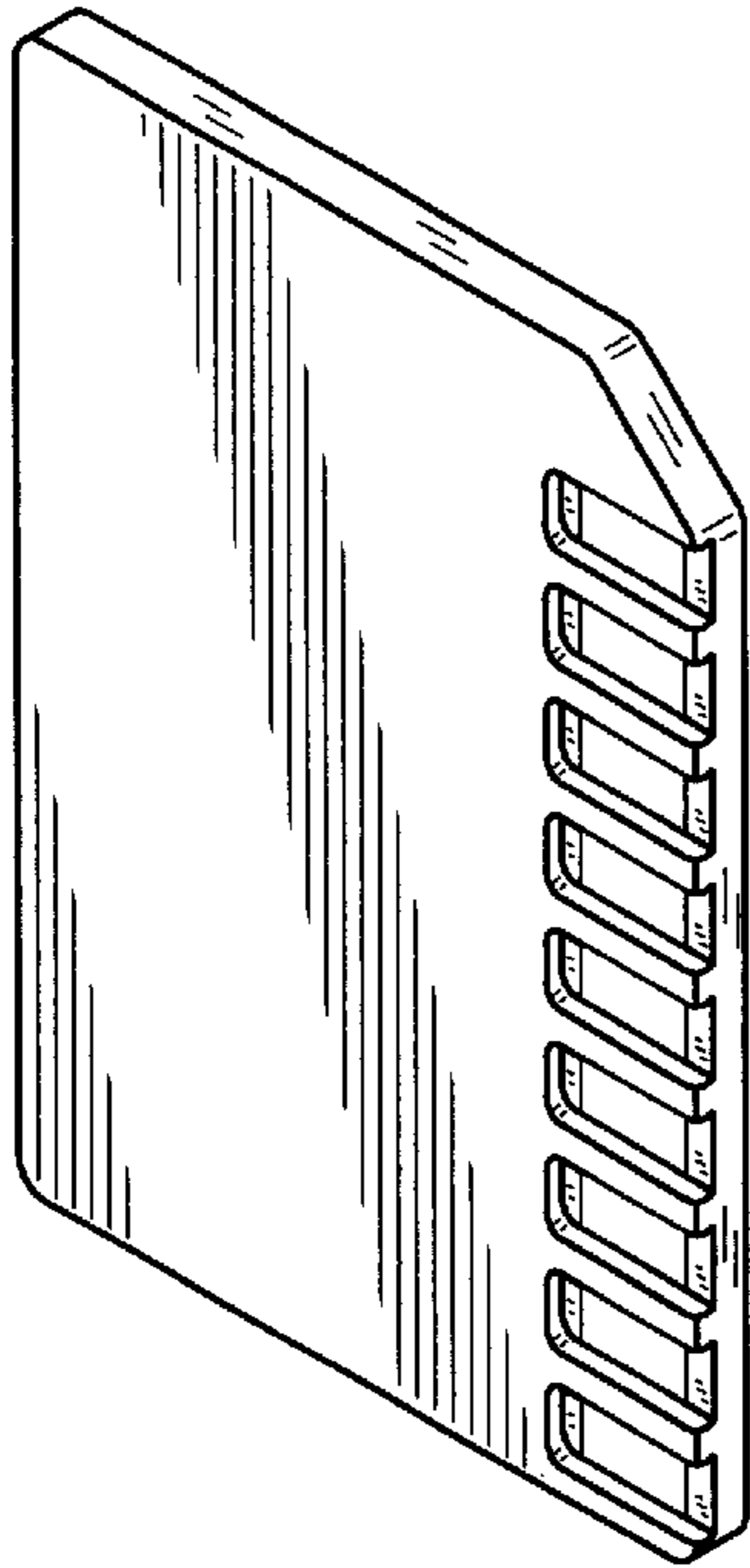
**FIG.\_5**



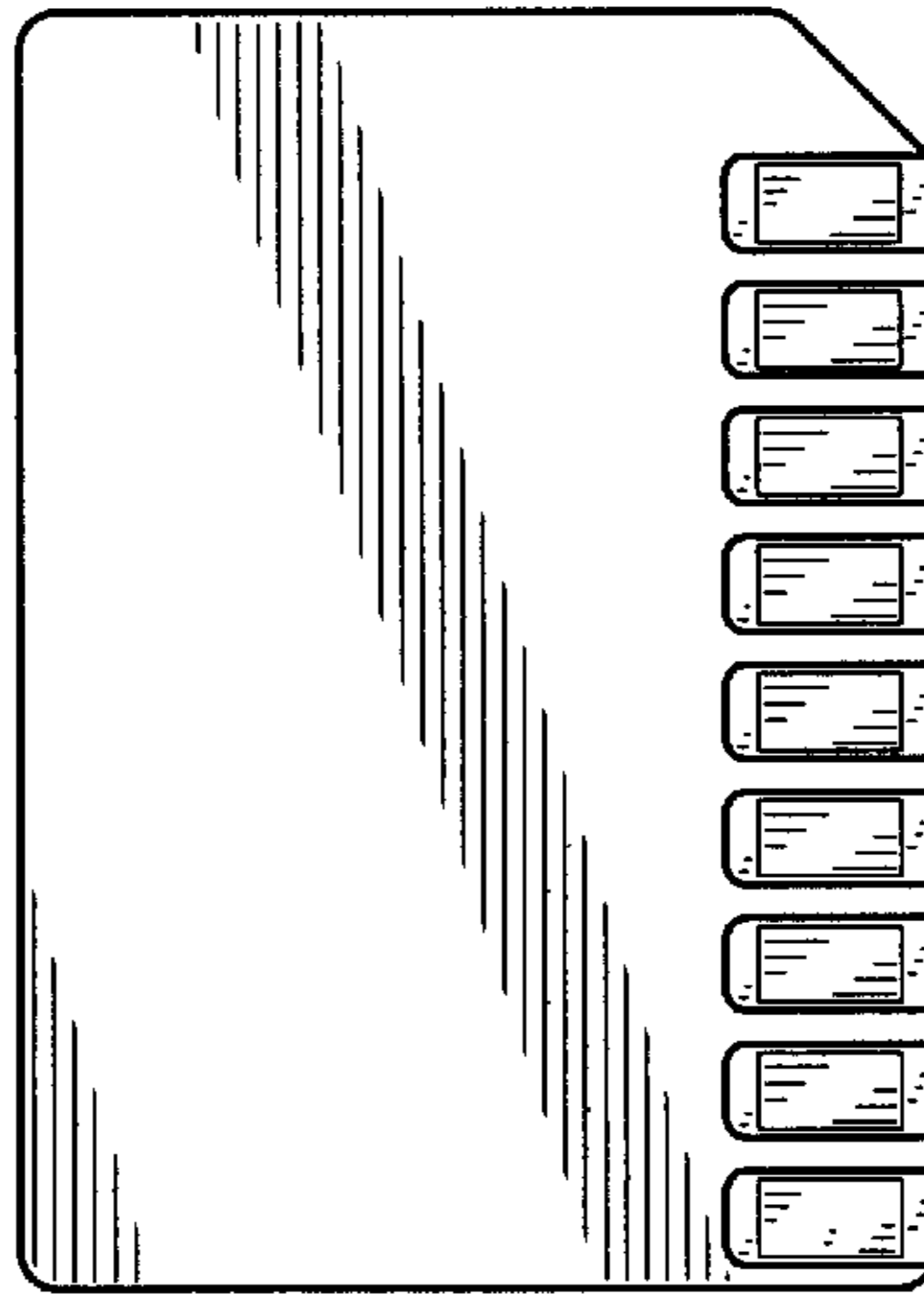
**FIG.\_6**



**FIG.\_7**




**FIG.\_8**



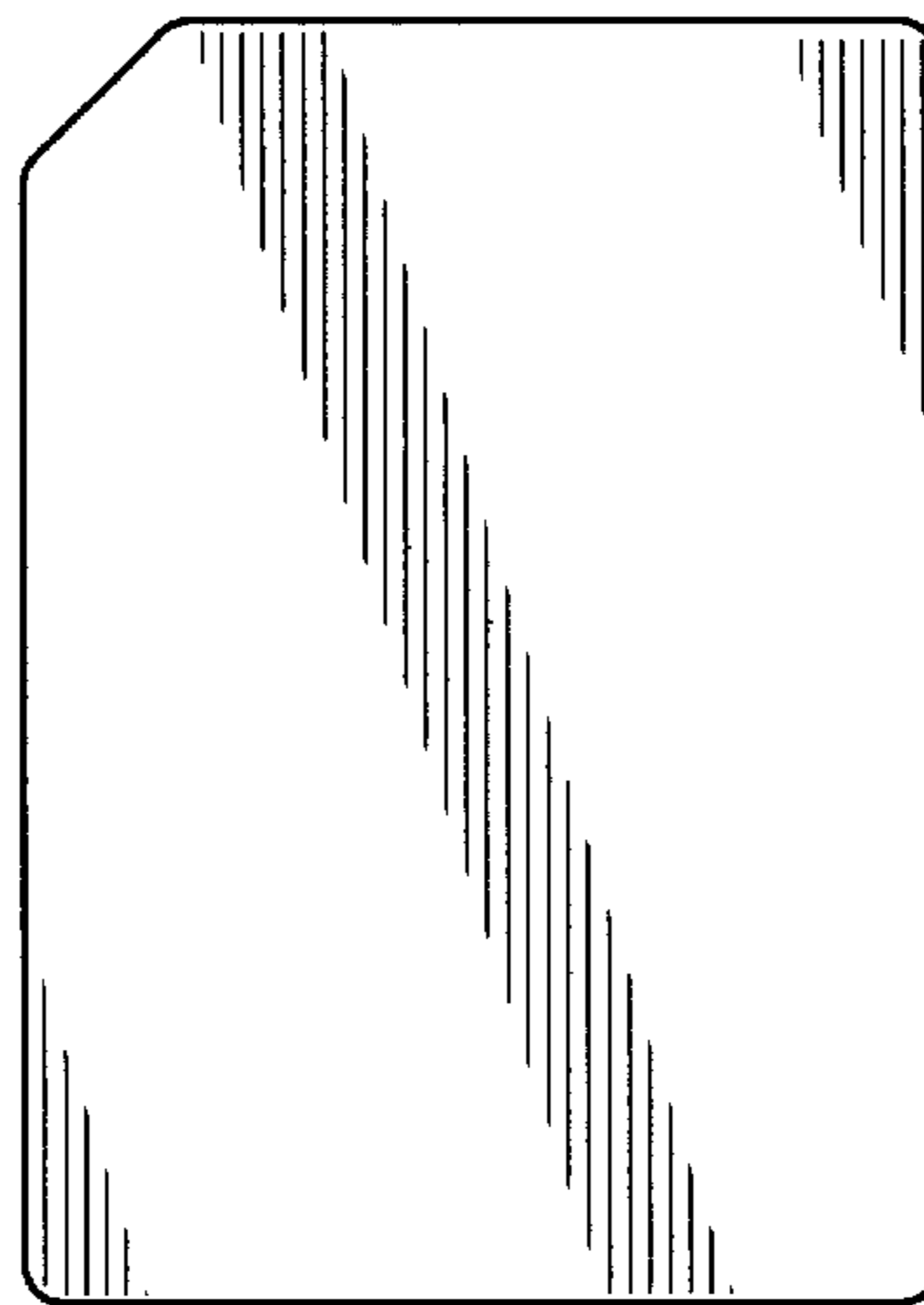
**FIG.\_9**



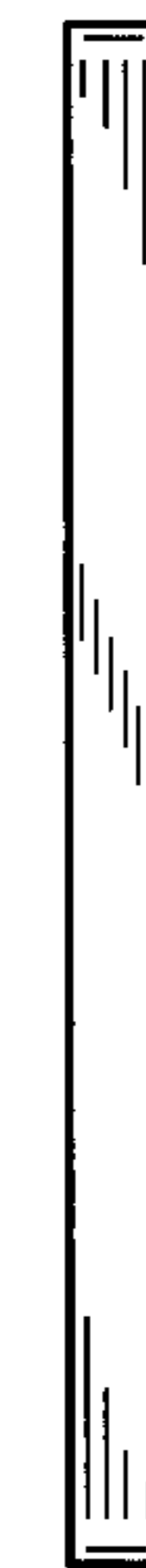
**FIG.\_10**




**FIG.\_11**



**FIG.\_12**



**FIG.\_13**



**FIG.\_14**