



US00D452860B1

(12) **United States Design Patent**
Ogasawara

(10) **Patent No.:** **US D452,860 S**

(45) **Date of Patent:** **** Jan. 8, 2002**

(54) **COMPUTER**

(75) Inventor: **Shinichi Ogasawara**, Tokyo (JP)

(73) Assignee: **Sony Corporation**, Tokyo (JP)

(**) Term: **14 Years**

(21) Appl. No.: **29/135,269**

(22) Filed: **Jan. 10, 2001**

(51) **LOC (7) Cl.** **14-02**

(52) **U.S. Cl.** **D14/322**

(58) **Field of Search** D14/315, 318,
D14/319, 320, 322, 323, 327; D18/1, 2,
7; 235/145 A, 145 R; 341/22, 23; 345/104,
156, 168, 169, 173; 361/680-686; 400/486,
489

(56) **References Cited**

U.S. PATENT DOCUMENTS

D361,553 S	8/1995	De Iuliis	D14/318
D391,927 S	* 3/1998	Faranda et al.	D14/318
D402,968 S	* 12/1998	Wolff et al.	D14/318
D406,577 S	3/1999	Fitzsimmons	D14/461
D415,474 S	10/1999	Goto	D14/318
D416,238 S	* 11/1999	Irie et al.	D14/318
D425,874 S	* 5/2000	Tanimura	D14/318
D427,192 S	* 6/2000	Segawa et al.	D14/318

OTHER PUBLICATIONS

Home page "Vaio", PCG-F79/BPK, PCG-XR100F/K, 2 sheets, Sony Corporation, Oct. 2000.

Catalog "The Point Network 57" 4 sheets, Yodobashi Camera, Sep. 2000.

* cited by examiner

Primary Examiner—Freda Nunn

(74) *Attorney, Agent, or Firm*—Rader, Fishman & Grauer, PLLC

(57) **CLAIM**

The ornamental design for a computer, as shown and described.

DESCRIPTION

FIG. 1 is a perspective view of a computer showing my new design;

FIG. 2 is a left side elevational view thereof;

FIG. 3 is a right side elevational view thereof;

FIG. 4 is a bottom plan view thereof;

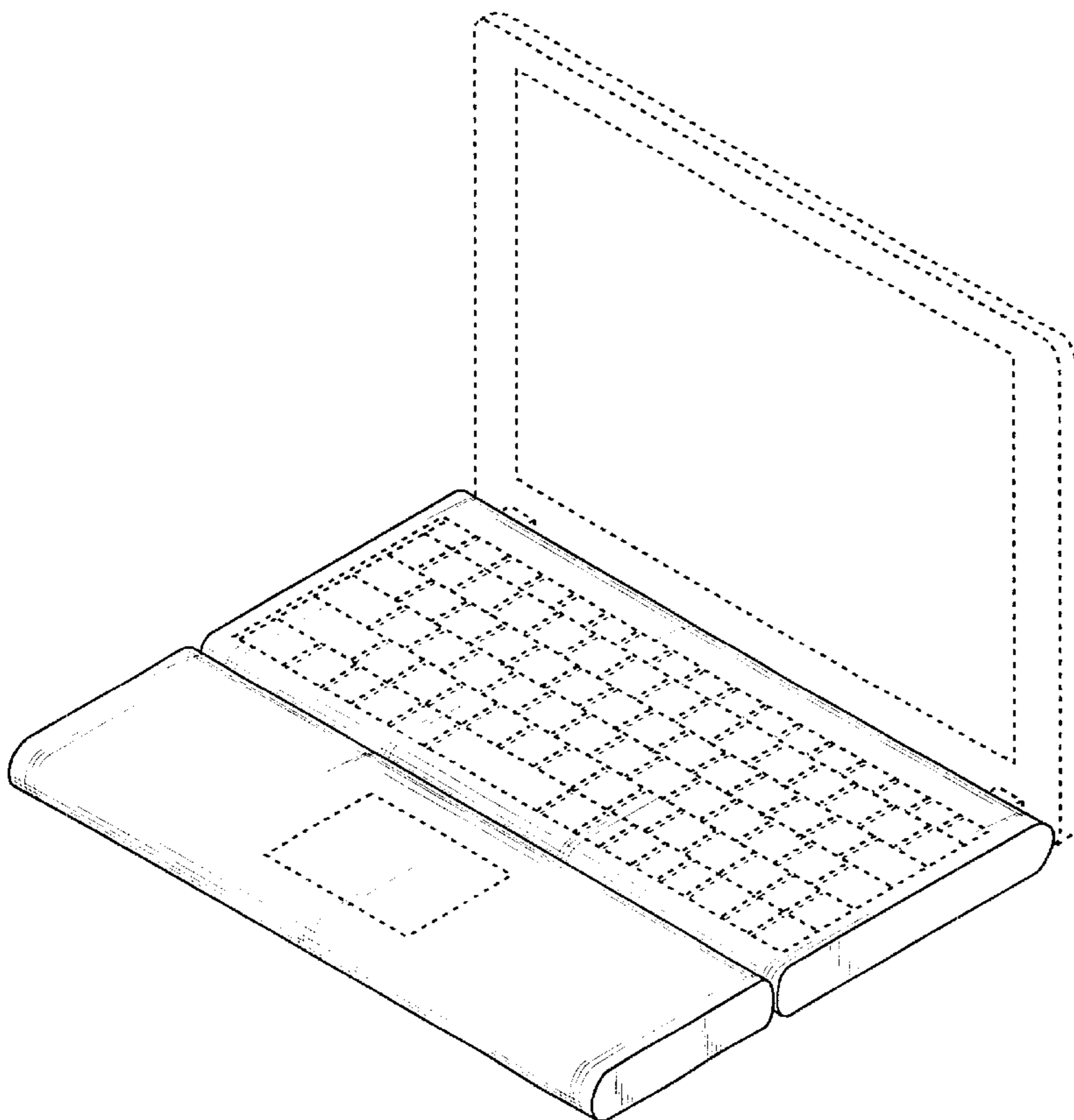
FIG. 5 is a top plan view thereof;

FIG. 6 is a rear elevational view thereof; and,

FIG. 7 is a front elevational view thereof.

The portions in broken lines are for illustrative purposes only and form no part of claimed design.

1 Claim, 4 Drawing Sheets



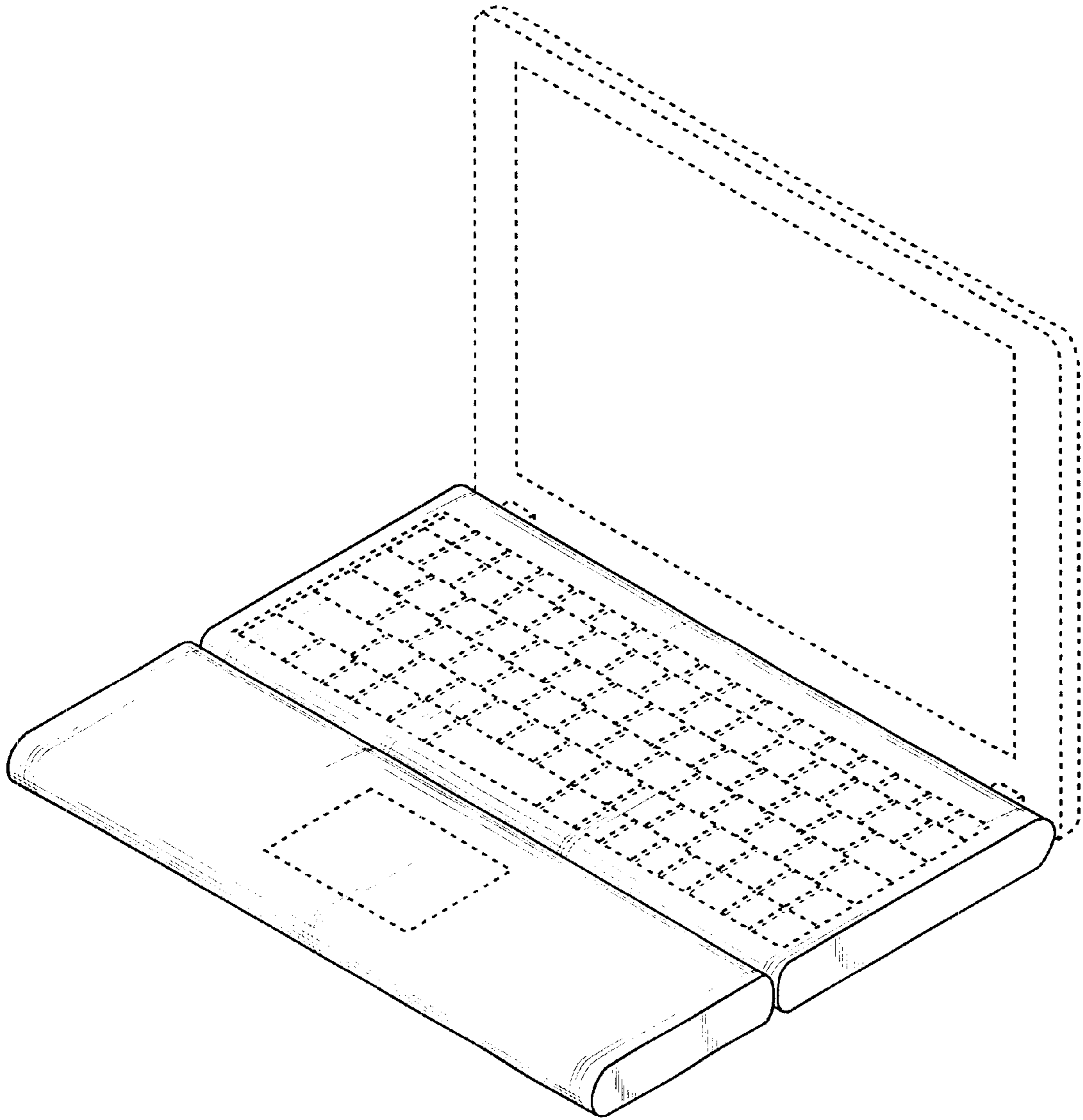


Fig. 1

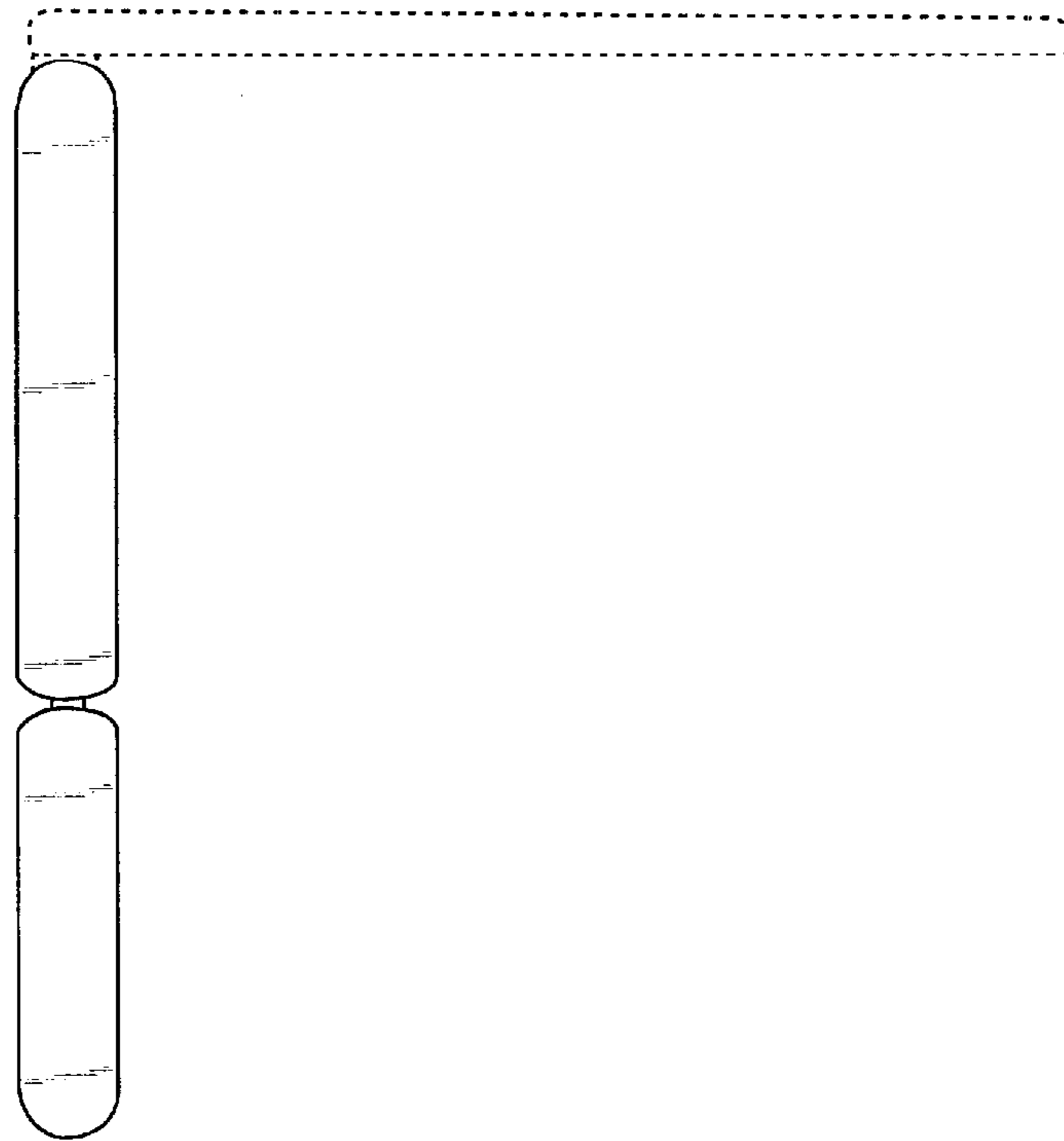


Fig. 2

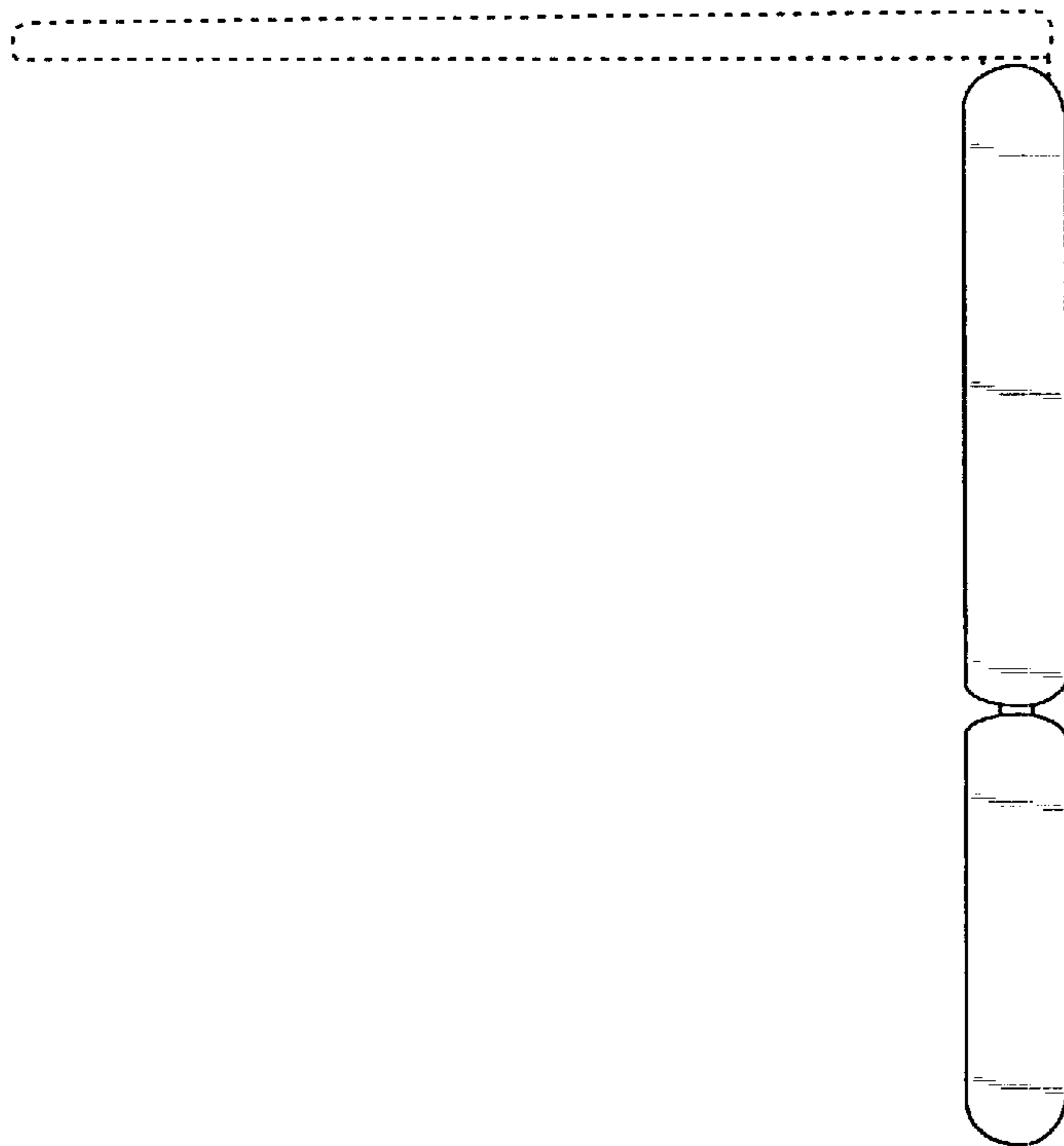


Fig. 3




Fig. 4

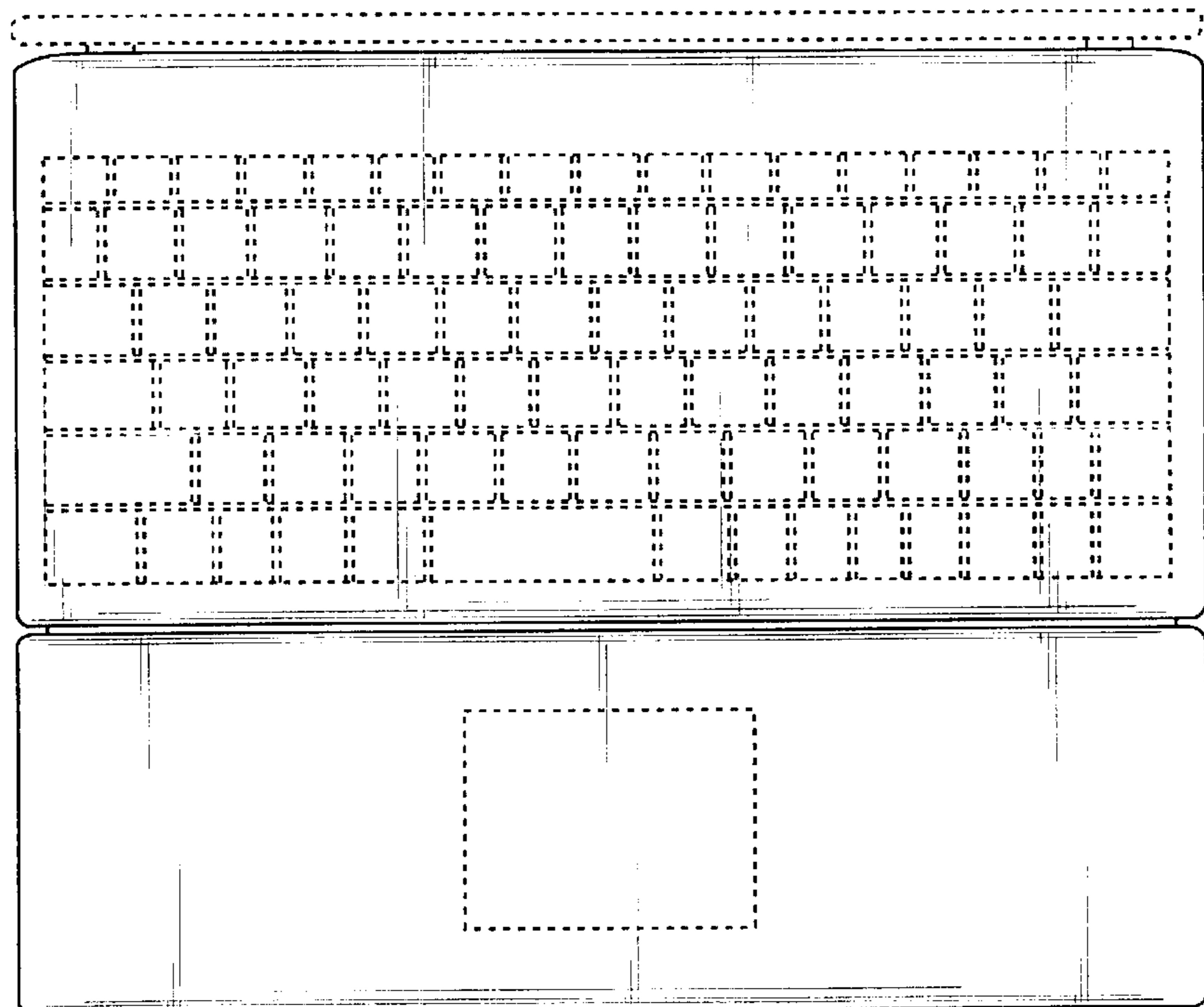


Fig. 5




Fig. 6




Fig. 7