



US00D452854B1

(12) **United States Design Patent**  
**Silverstein et al.**

(10) **Patent No.:** **US D452,854 S**

(45) **Date of Patent:** **\*\* Jan. 8, 2002**

(54) **LOUDSPEAKER**

(75) Inventors: **Steven Silverstein**, Marlborough;  
**Michael Laude**, Upton, both of MA  
(US)

(73) Assignee: **Bose Corporation**, Framingham, MA  
(US)

(\*\*) Term: **14 Years**

(21) Appl. No.: **29/136,978**

(22) Filed: **Feb. 9, 2001**

(51) **LOC (7) Cl.** ..... **14-01**

(52) **U.S. Cl.** ..... **D14/214**

(58) **Field of Search** ..... D14/204, 210-215;  
181/144-145, 147-148, 150, 198-199;  
381/300-302, 307, 332-336, 386

(56) **References Cited**

**U.S. PATENT DOCUMENTS**

5,216,211 A \* 6/1993 Renk, Jr. .... 181/199

D355,914 S \* 2/1995 Jewit et al. .... D14/210  
D356,088 S \* 3/1995 Jewit et al. .... D14/210  
D384,353 S \* 9/1997 Nudell et al. .... D14/215  
D420,005 S \* 2/2000 Azima et al. .... D14/214

\* cited by examiner

*Primary Examiner*—Nanda Bondade

(74) *Attorney, Agent, or Firm*—Fish & Richardson P.C.


(57) **CLAIM**

The ornamental design for a loudspeaker, substantially as shown and described.

**DESCRIPTION**

FIG. 1 is a perspective view of the loudspeaker;  
FIG. 2 is a front view thereof;  
FIG. 3 is a rear view thereof;  
FIG. 4 is a left side view thereof;  
FIG. 5 is a right side view thereof;  
FIG. 6 is a top plan view thereof; and,  
FIG. 7 is a bottom plan view thereof.

**1 Claim, 4 Drawing Sheets**






FIG. 1




FIG. 2

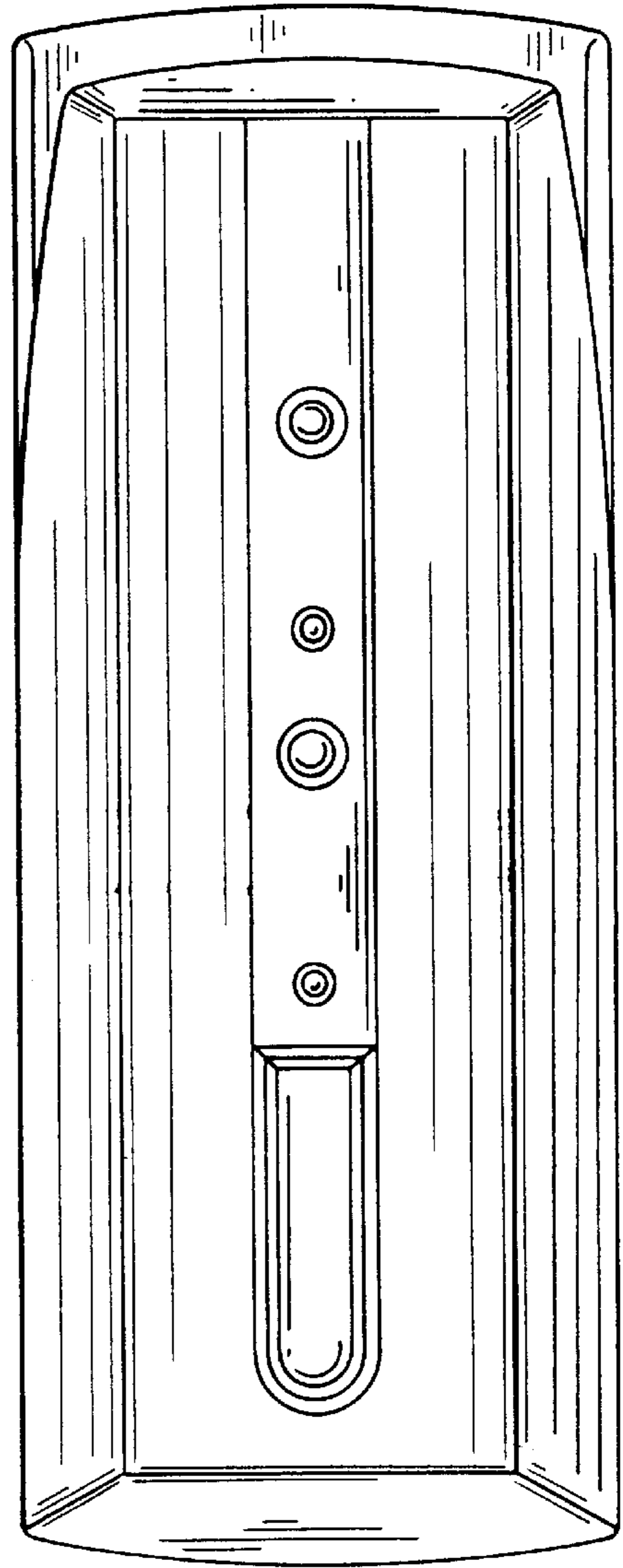


FIG. 3

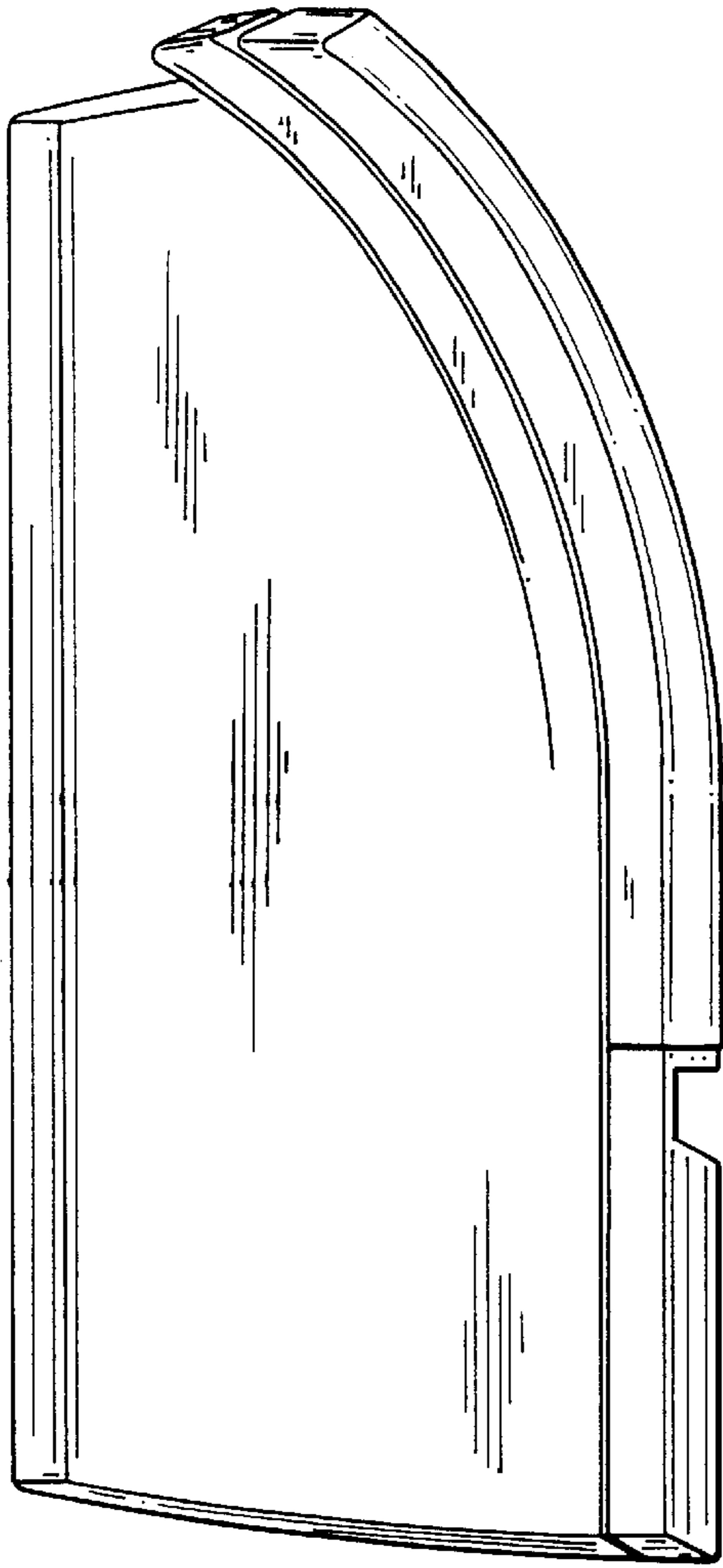


FIG. 4




FIG. 5

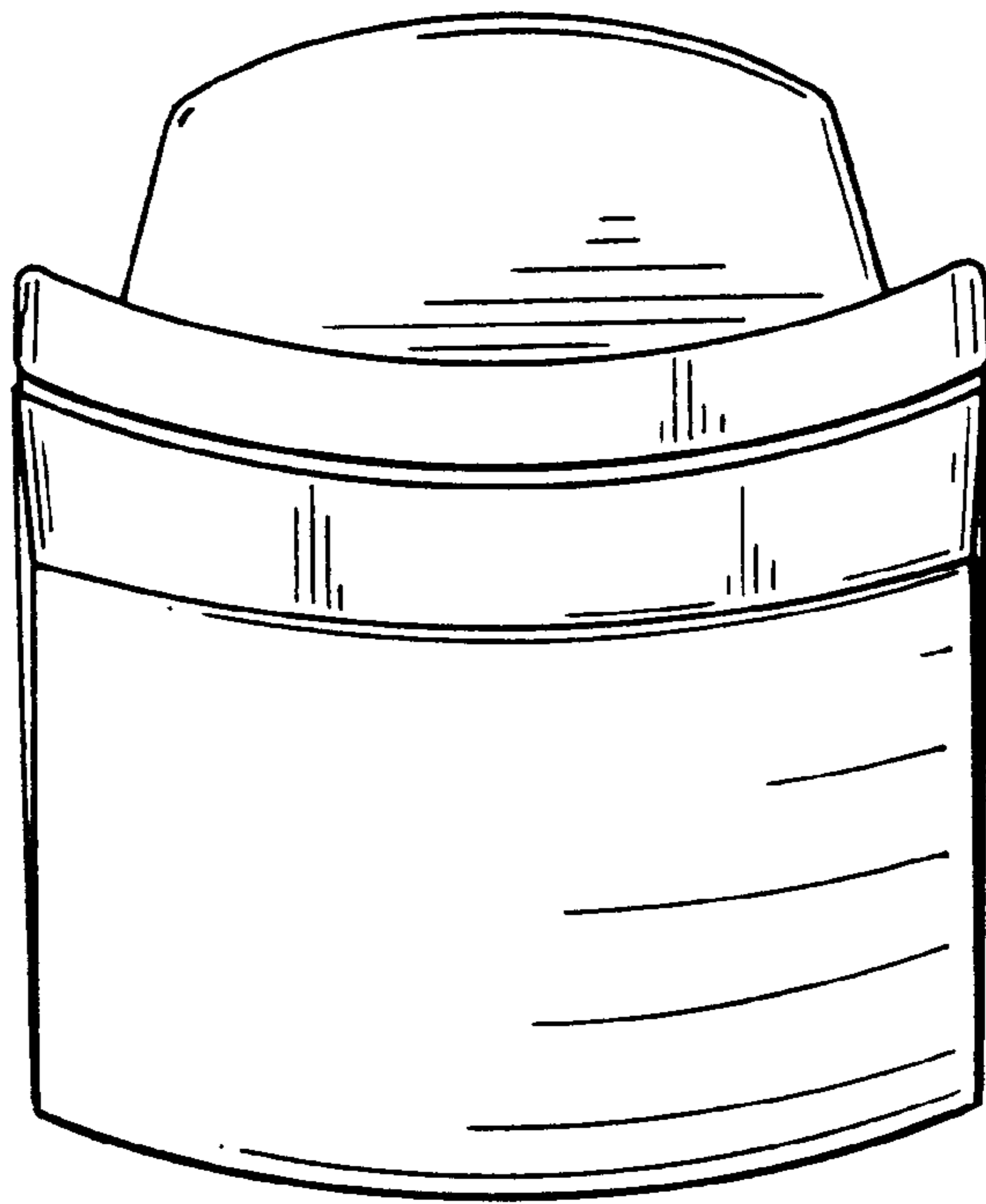


FIG. 6




FIG. 7