



US00D452852B1

(12) **United States Design Patent**
Hyogo et al.

(10) **Patent No.:** **US D452,852 S**
(45) **Date of Patent:** **** Jan. 8, 2002**

(54) **DISC PLAYER COMBINED WITH RADIO RECEIVER AND TAPE RECORDER**

(75) Inventors: **Kuninori Hyogo; Takashi Sogabe; Jun Komiyama**, all of Tokyo (JP)

(73) Assignee: **Sony Corporation**, Tokyo (JP)

(**) Term: **14 Years**

(21) Appl. No.: **29/119,336**

(22) Filed: **Feb. 29, 2000**

(51) **LOC (7) Cl.** **14-01**

(52) **U.S. Cl.** **D14/168**

(58) **Field of Search** D14/135, 136,
D14/156, 157, 160, 167-168; 369/75.1,
75.2, 77.1, 77.2

(56) **References Cited**

U.S. PATENT DOCUMENTS

D310,837 S	*	9/1990	Takimoto	D14/168
D381,658 S	*	7/1997	Ito et al.	D14/168
D389,147 S	*	1/1998	Ito et al.	D14/168
D396,859 S	*	8/1998	Isonaga	D14/168
D409,611 S	*	5/1999	Ito et al.	D14/168

OTHER PUBLICATIONS

“Sony Product Range 98”, Sony (1998), pp. 16-21.

“Sony Inside”, Sony, (1999), pp. 150-156.

“Sony Style,” Sony (1998), pp. 84 & 85.

“XM-1MD”, “XT-5MD”, Kenwood, (Nov. 1999).

Catalog “90”, Sony, (Nov. 1998), p. 117.

* cited by examiner

Primary Examiner—Nanda Bondade

(74) *Attorney, Agent, or Firm*—Rader, Fishman & Grauer, PLLC

(57) **CLAIM**

The ornamental design for a disc player combined with radio receiver and tape recorder, as shown and described.

DESCRIPTION

FIG. 1 is a perspective view of a disc player combined with a radio receiver and a tape recorder showing our new design;

FIG. 2 is a top plan view thereof;

FIG. 3 is a bottom plan view thereof;

FIG. 4 is a left side elevational view thereof;

FIG. 5 is a right side elevational view thereof;

FIG. 6 is a front elevational view thereof; and,

FIG. 7 is a rear elevational view thereof.

1 Claim, 5 Drawing Sheets

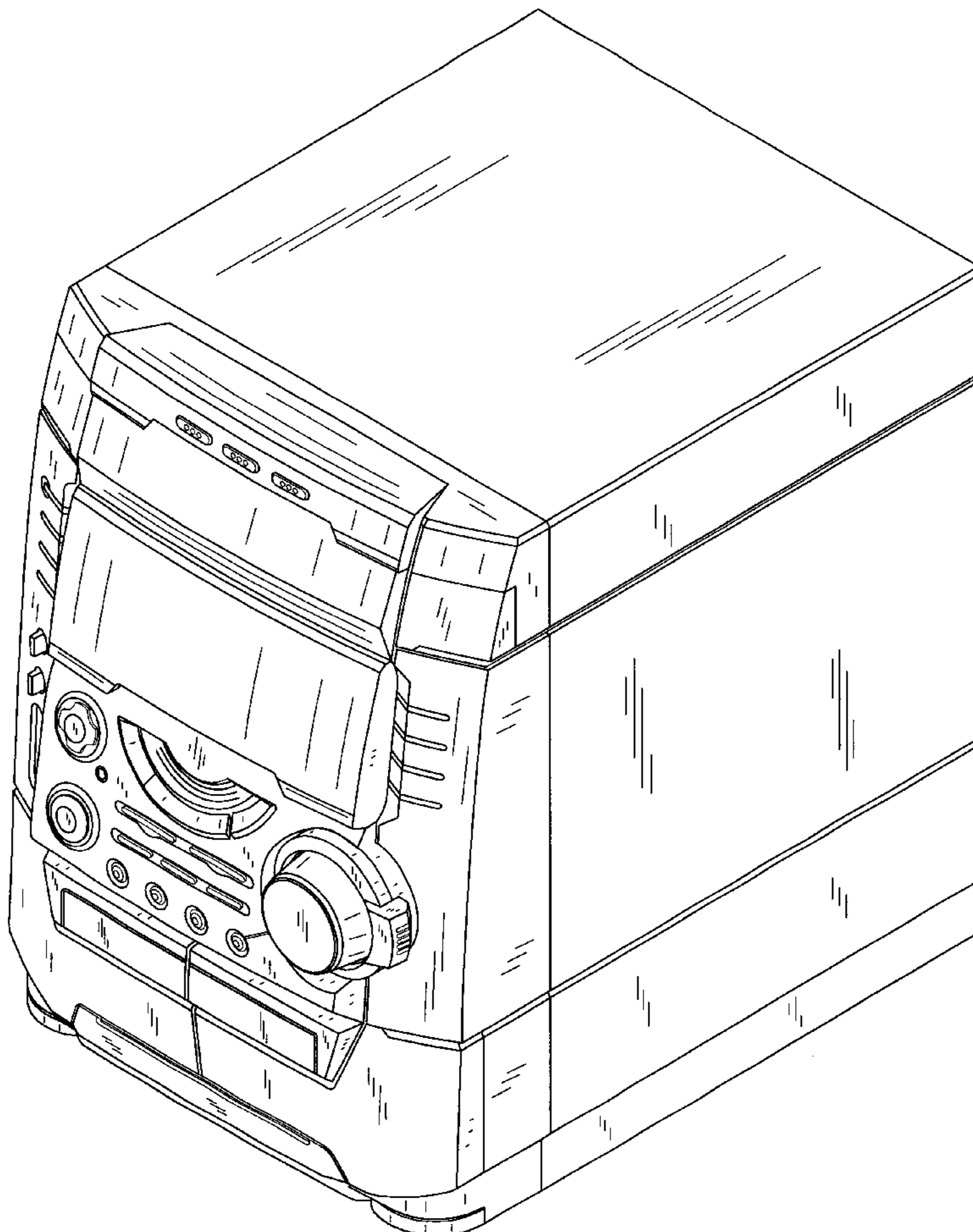


FIG. 1

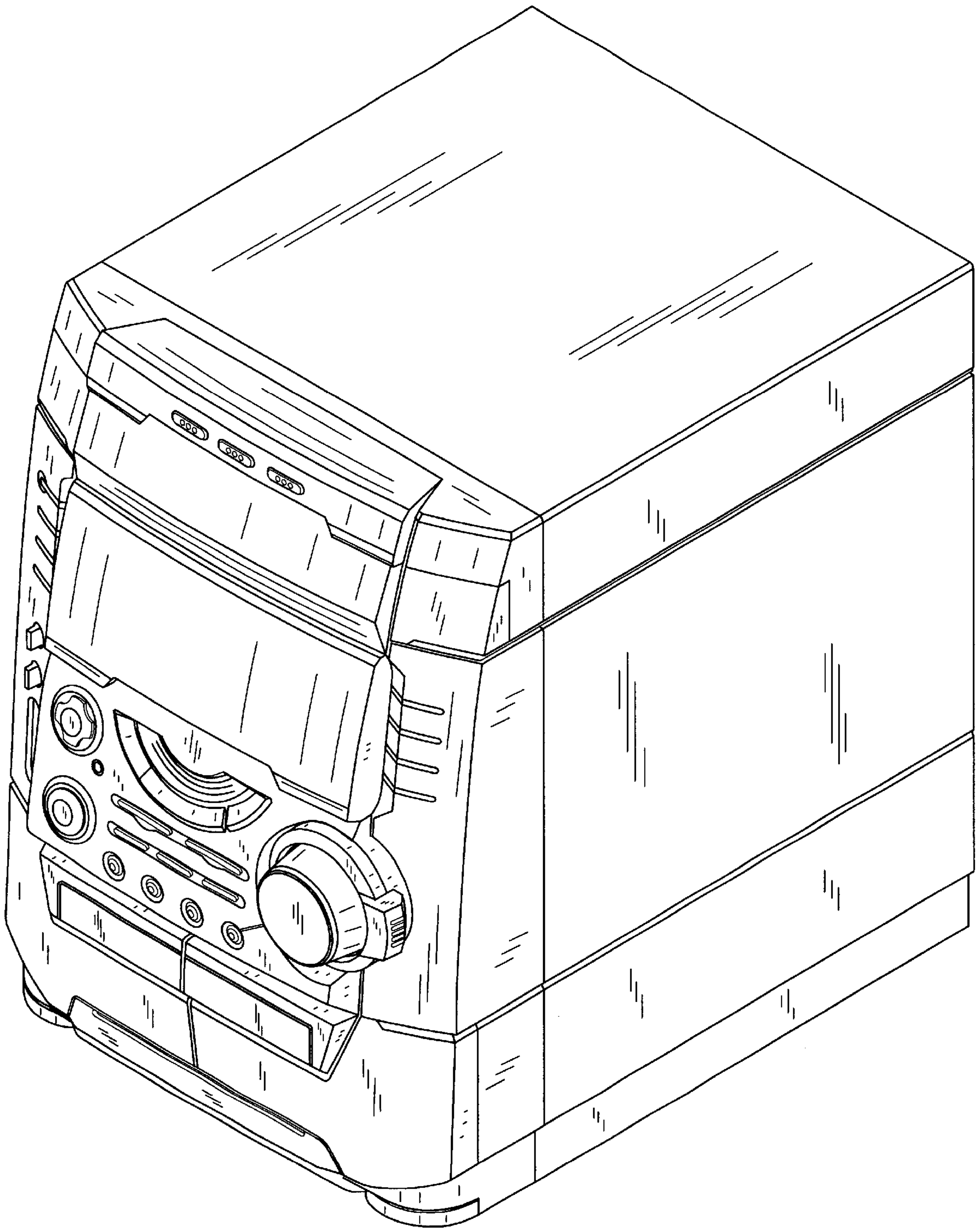


FIG. 3

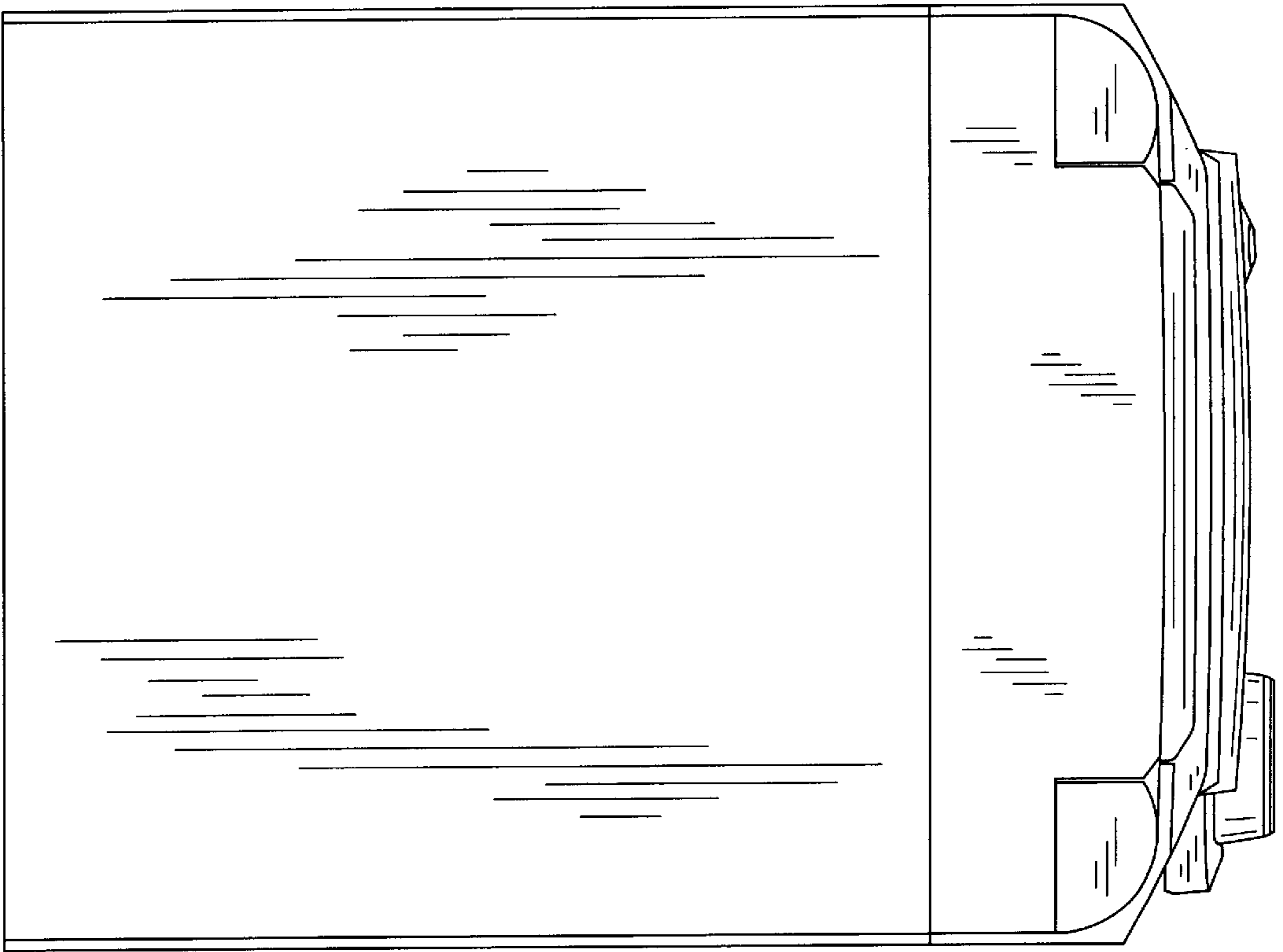


FIG. 2

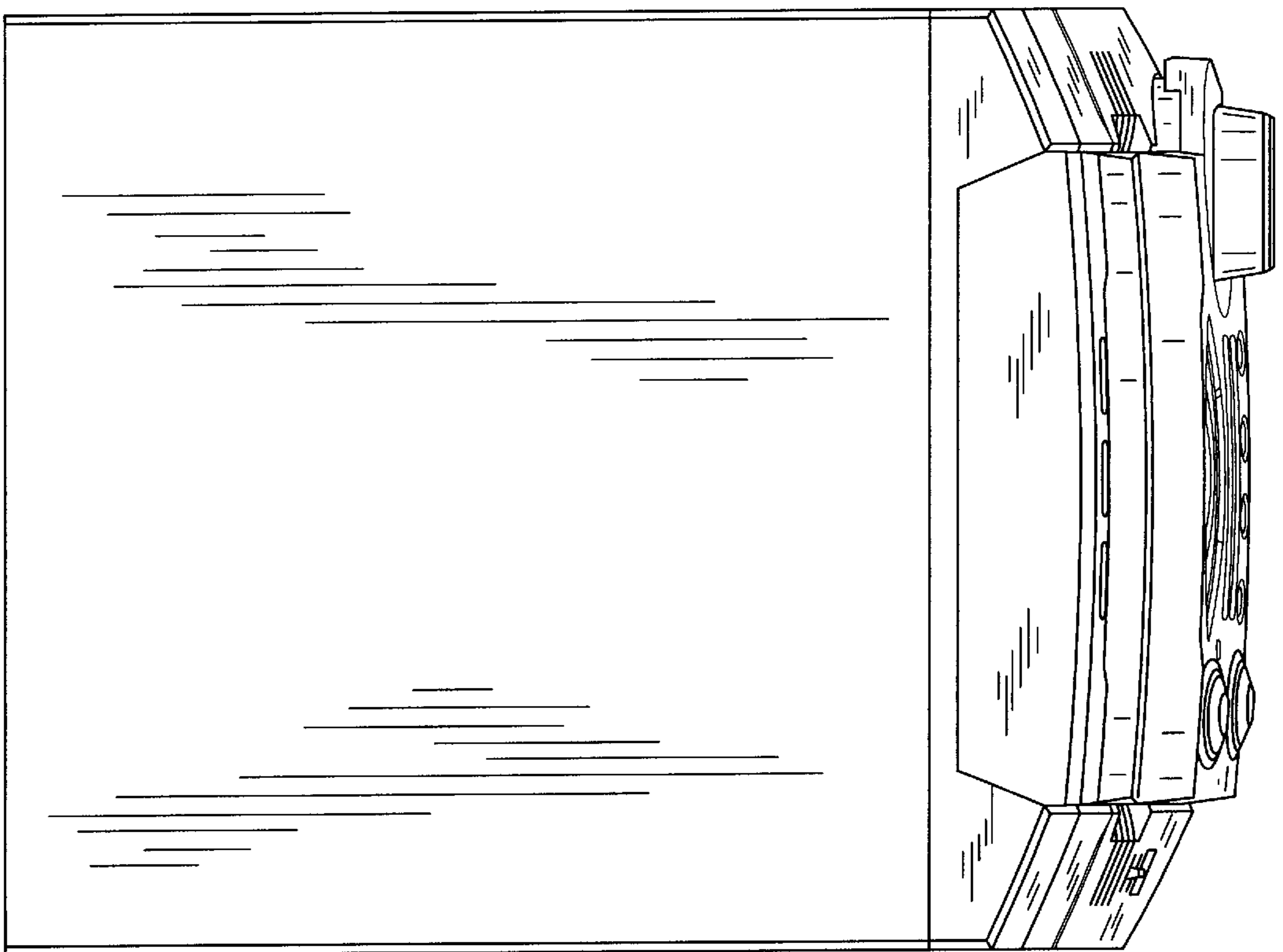


FIG. 4




FIG. 5




FIG. 7

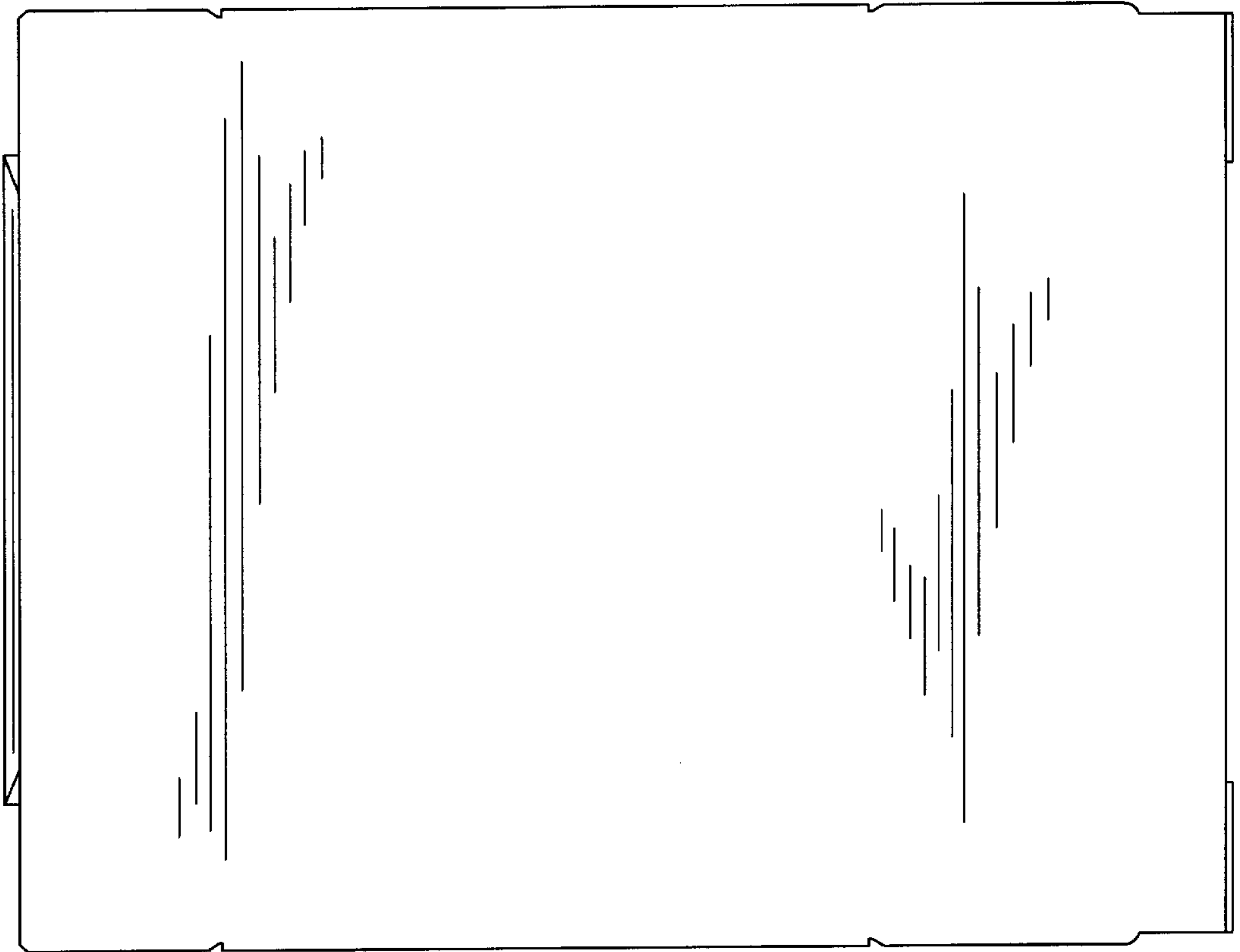


FIG. 6

