



US00D452838B1

(12) **United States Design Patent**  
**Hieke**

(10) **Patent No.:** **US D452,838 S**

(45) **Date of Patent:** **\*\* Jan. 8, 2002**

(54) **FRONT FACE OF A VEHICLE WHEEL**

(75) **Inventor:** **Claus Hieke, Sindelfingen (DE)**

(73) **Assignee:** **DaimlerChrysler AG, Stuttgart (DE)**

(\*\*) **Term:** **14 Years**

(21) **Appl. No.:** **29/112,950**

(22) **Filed:** **Oct. 27, 1999**

(51) **LOC (7) Cl.** ..... **12-16**

(52) **U.S. Cl.** ..... **D12/209**

(58) **Field of Search** ..... **D12/204-211;**  
**301/37.1, 64.1, 65**

(56) **References Cited**

**U.S. PATENT DOCUMENTS**

D302,264 S	*	7/1989	Soederberg	.....	D12/209
D336,886 S	*	6/1993	Mikawa	.....	D12/211
D367,031 S	*	2/1996	Hubbach	.....	D12/209
D374,646 S	*	10/1996	Abbott	.....	D12/209
D375,073 S	*	10/1996	Theiss	.....	D12/209
D375,074 S	*	10/1996	Sacco et al.	.....	D12/209
D412,149 S	*	7/1999	Corioni	.....	D12/211
D412,479 S	*	8/1999	Sacco et al.	.....	D12/209
D419,512 S	*	1/2000	Sacco et al.	.....	D12/209
D419,940 S	*	2/2000	Sacco et al.	.....	D12/209
D421,735 S	*	3/2000	Gagnon	.....	D12/209
D423,446 S	*	4/2000	Chung	.....	D12/211
D427,960 S	*	7/2000	Sacco et al.	.....	D12/209
D428,845 S	*	9/2000	Yoshida et al.	.....	D12/211
D430,523 S	*	9/2000	Pfeiffer	.....	D12/209

D432,068 S	*	10/2000	Fitzgerald	.....	D12/209
D437,276 S	*	2/2001	Hodges	.....	D12/209
D443,579 S	*	6/2001	Herrera	.....	D12/209

**OTHER PUBLICATIONS**

1993 Custom Wheel & Tire Style Guide, p. 17, see AR-25 FWD.\*

1994 Custom Wheel & Tire Style Guide, p. 23, see ES 5; and p. 40, see Firebird.\*

\* cited by examiner

*Primary Examiner*—Stacia Cadmus

(74) *Attorney, Agent, or Firm*—Crowell & Moring LLP

(57) **CLAIM**

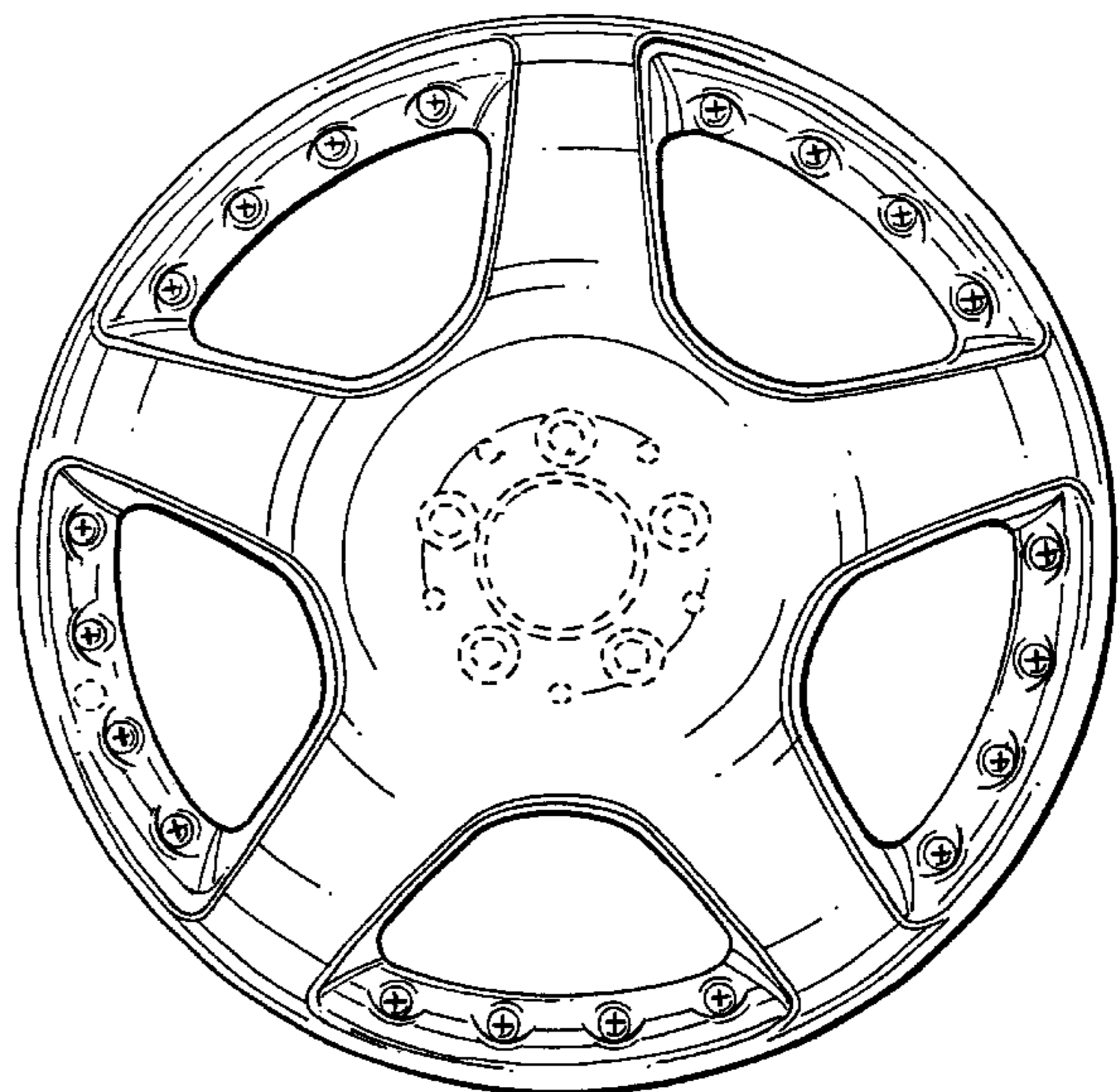
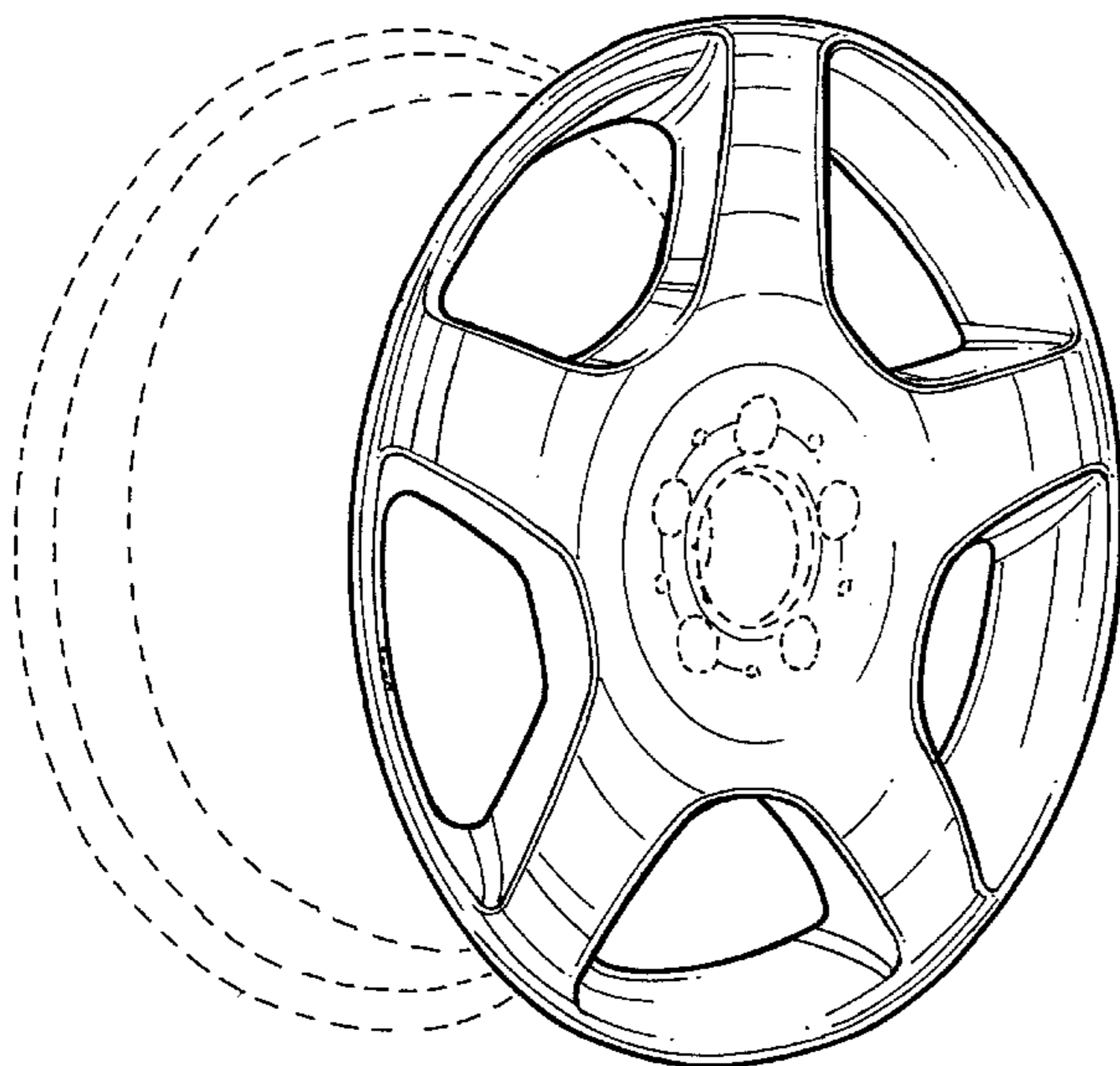
The ornamental design for a front face of a vehicle wheel, as shown and described.

**DESCRIPTION**

FIG. 1 is a perspective view of a first embodiment of a front face of a vehicle wheel according to my novel design; FIG. 2 is a front view of the first embodiment of the front face of a vehicle wheel according to my novel design; FIG. 3 is a front view of a second embodiment of the front face of a vehicle wheel according to my novel design; and, FIG. 4 is a perspective view of the second embodiment of the front face of a vehicle wheel according to my novel design.

The dash lines included depict environment and are not part of the claimed design.

**1 Claim, 4 Drawing Sheets**



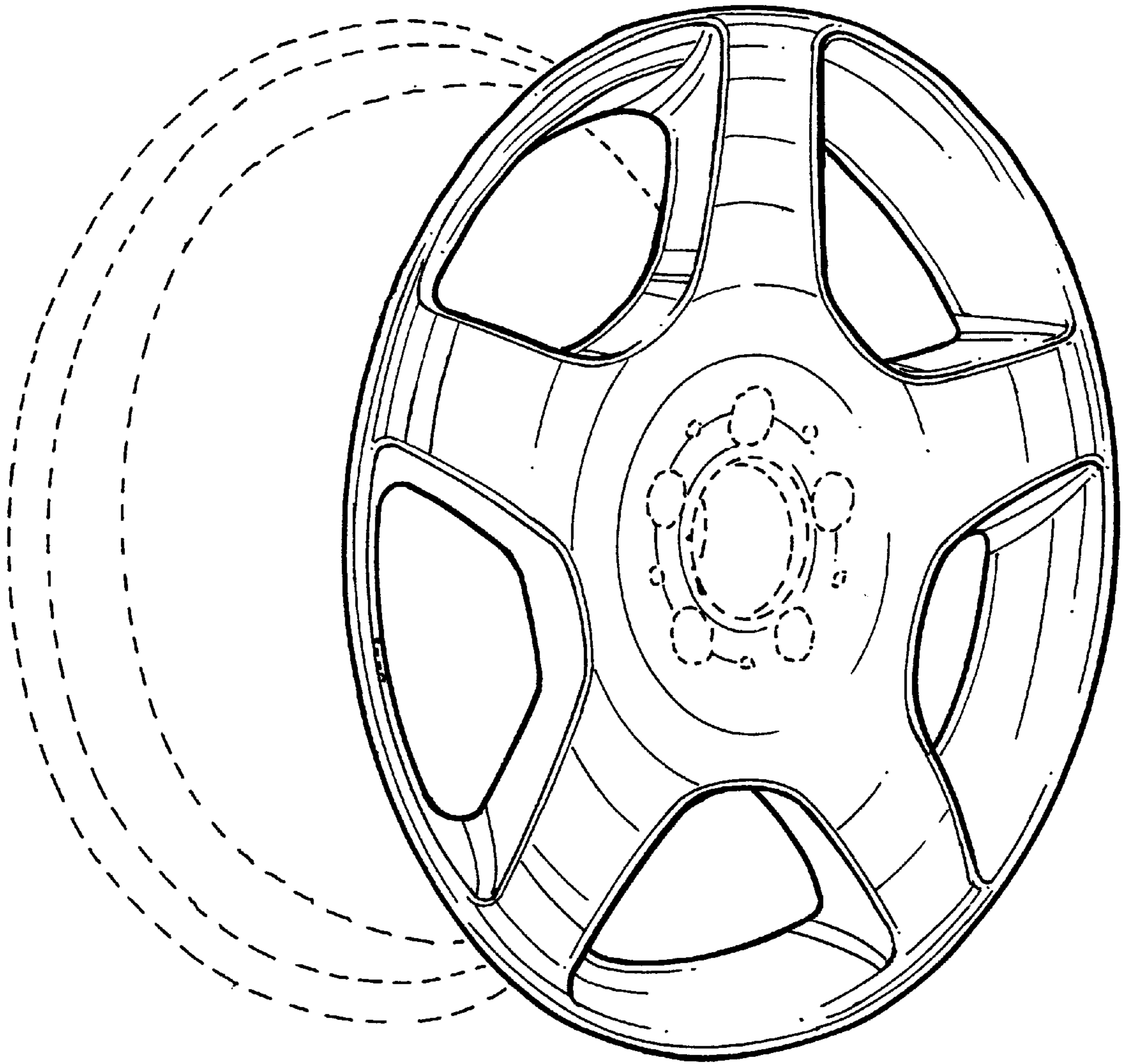


FIG. 1



FIG. 2






FIG. 3

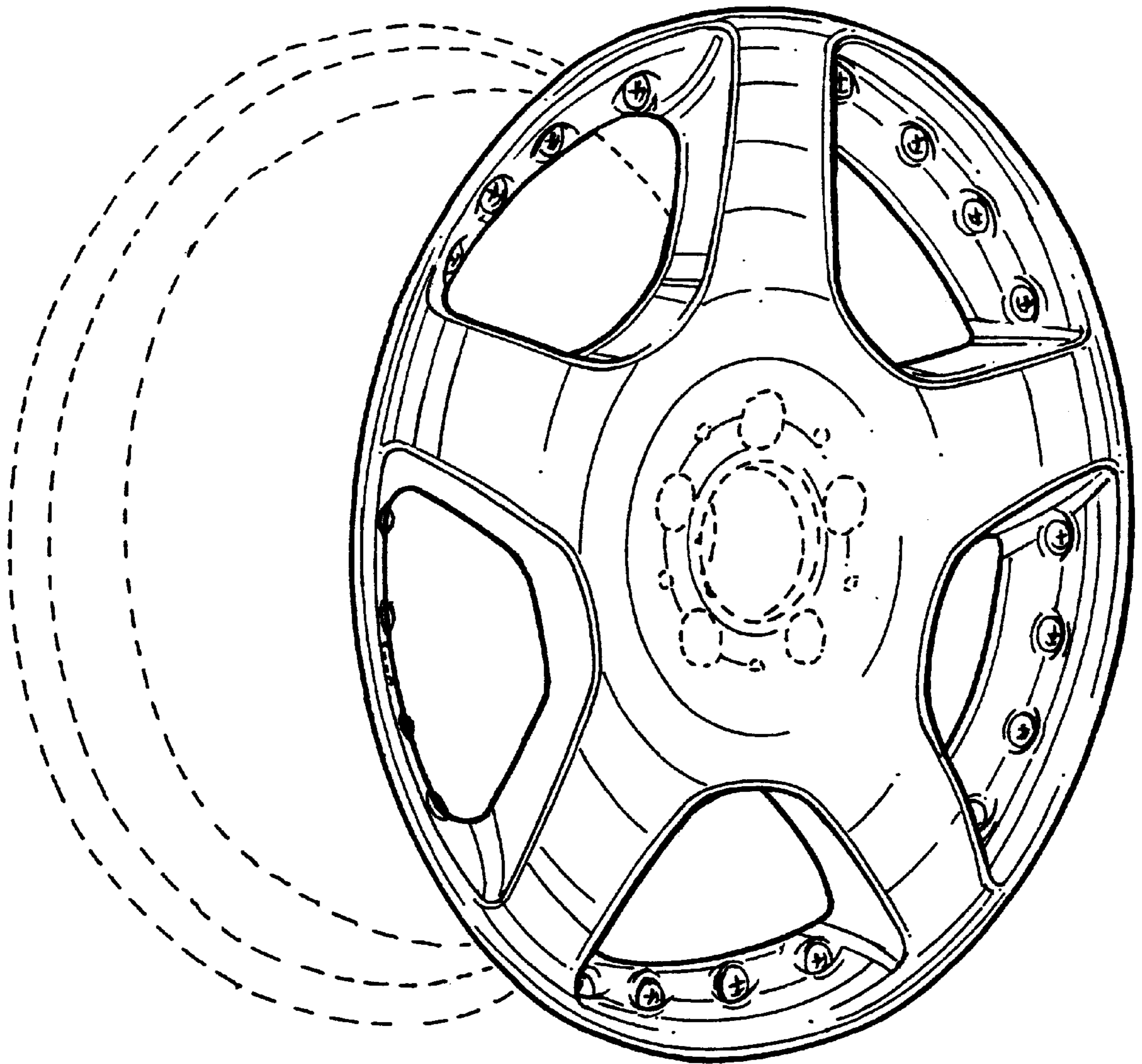


FIG. 4