



US00D452826B1

(12) **United States Design Patent**
Bezek et al.

(10) **Patent No.:** **US D452,826 S**

(45) **Date of Patent:** **** Jan. 8, 2002**

(54) **SNACK PACKAGING**

(75) Inventors: **Edward Anthony Bezek**, Frisco; **David Charlton McFadden, III**, Dallas, both of TX (US)

D199,413 S 10/1964 Levinson
D208,222 S 8/1967 Slomski
D212,589 S * 11/1968 Roberts D9/503

(List continued on next page.)

(73) Assignee: **RECOT, Inc.**, Pleasanton, CA (US)

FOREIGN PATENT DOCUMENTS

(*) Notice: This patent is subject to a terminal disclaimer.

FR 2646071 4/1989
WO WO 92/04243 3/1992

(**) Term: **14 Years**

OTHER PUBLICATIONS

(21) Appl. No.: **29/143,613**

Advertisement by Land O' Lakes showing a personal size container for beverages, trademarked as the "Grip". It also has a resealable top. "Grip and Go Milk".

(22) Filed: **Jun. 14, 2001**

(51) **LOC (7) Cl.** **09-03**

(52) **U.S. Cl.** **D9/503**

(58) **Field of Search** D7/12.1-12.2,
D7/510-512; D9/307, 337-339, 500, 502-505,
511, 513, 516, 518, 529-530, 549, 558,
569, 574; 215/6, 381-384, 396, 398; 220/906;
426/43, 115, 120, 234, 583-584

Primary Examiner—Ted Shooman

Assistant Examiner—Carol Rademaker

(74) *Attorney, Agent, or Firm*—Carstens, Yee & Cahoon;
Colin P. Cahoon

(57) **CLAIM**

The ornamental design for a snack packaging, as shown.

(56) **References Cited**

DESCRIPTION

U.S. PATENT DOCUMENTS

D60,556 S 3/1922 Marble
D90,433 S * 8/1933 Borokoff D9/502
2,076,132 A 4/1937 Le Rose
2,085,979 A 7/1937 Hothersall
2,121,041 A 6/1938 Morgan
2,297,285 A 9/1942 Bledsoe
2,346,417 A 4/1944 Cornwell et al.
2,355,044 A 8/1944 Almgren
D149,178 S * 4/1948 Genske D9/505
2,533,349 A 12/1950 Burger
2,543,427 A 2/1951 Warne
2,619,245 A 11/1952 Levi
2,780,379 A 2/1957 Ferguson
D187,162 S 2/1960 Lerner et al.
3,021,977 A 2/1962 Hester
D192,334 S 3/1962 Eicholtz

FIG. 1 is a top perspective view of the snack packaging of the present invention;

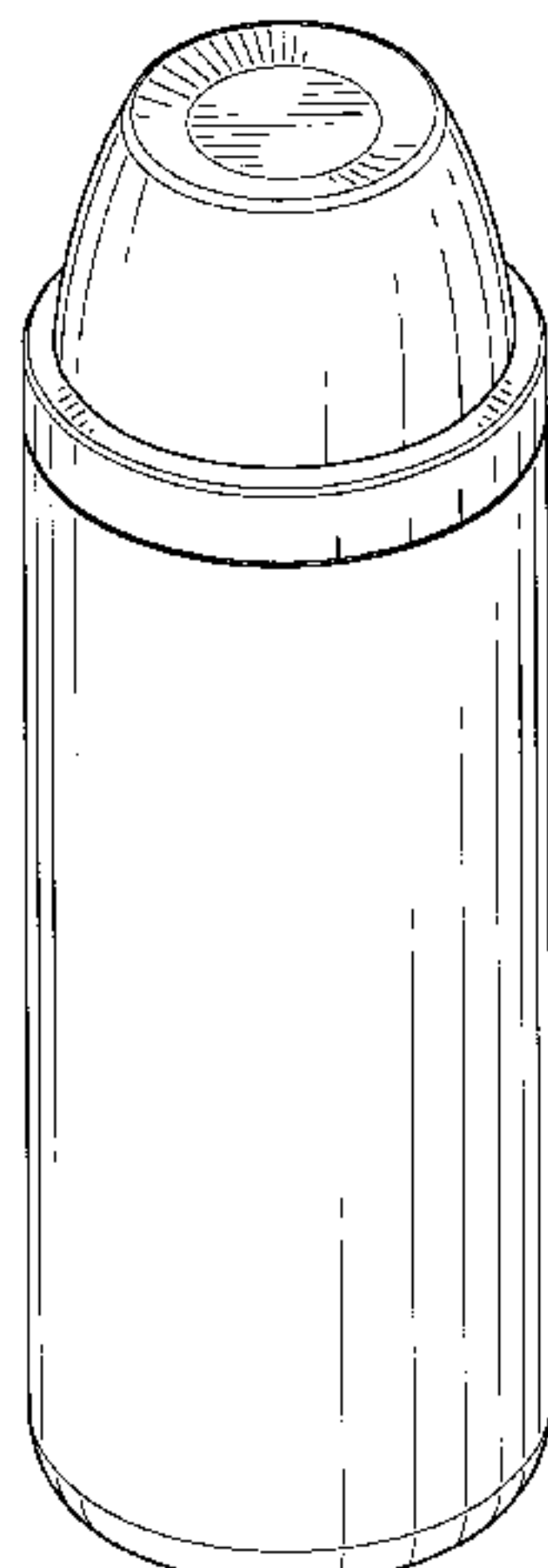
FIG. 2 is a side view of the snack packaging of the present invention;

FIG. 3 is a top view of the snack packaging of the present invention;

FIG. 4 is a bottom view of the snack packaging of the present invention; and,

FIG. 5 is a bottom perspective view of the snack packaging of the present invention.

1 Claim, 2 Drawing Sheets



US D452,826 S

Page 2

U.S. PATENT DOCUMENTS

D212,871 S	12/1968	Anderson		D331,362 S	12/1992	Andersson et al.	
3,469,727 A	9/1969	Acton		D333,268 S	2/1993	Arlinghaus et al.	
3,506,459 A *	4/1970	Parlour	426/120	D338,831 S	8/1993	Osip et al.	
D222,336 S	10/1971	Leary		D345,695 S	4/1994	Frazer et al.	
3,760,968 A	9/1973	Amberg et al.		D353,328 S	12/1994	Nuffer	
3,967,756 A	7/1976	Barish		D365,021 S	12/1995	Park	
4,054,220 A	10/1977	Rosenstein		D371,304 S	7/1996	Onneweer	
D246,896 S	1/1978	Plummer		D375,655 S *	11/1996	King	D7/510 X
D247,471 S	3/1978	Strand		D381,042 S	7/1997	Roche	
D247,472 S	3/1978	Byrne		5,807,597 A *	9/1998	Barnes et al.	426/234
D247,847 S	5/1978	Kretz		D405,372 S	2/1999	Yucknut	
4,190,168 A	2/1980	Jacques		D408,689 S	4/1999	Kato	
D254,840 S	4/1980	Aldrich, III		D409,451 S	5/1999	Kato et al.	
RE30,805 E	11/1981	Rhoads		6,006,945 A	12/1999	Kirkland	
D263,685 S	4/1982	Smith		D418,758 S	1/2000	Yucknut	
D266,648 S	10/1982	Plewes et al.		6,060,088 A *	5/2000	Akimoto	426/115 X
4,483,890 A	11/1984	Beery et al.		6,068,865 A *	5/2000	Lee et al.	426/43
D285,656 S	9/1986	Champion		D427,427 S	7/2000	Davis	
4,669,640 A	6/1987	Ando et al.		D428,813 S	8/2000	Haley	
4,830,273 A	5/1989	Kalberer et al.		D430,021 S	8/2000	Goettner	
4,883,935 A *	11/1989	Fairchild et al.	219/734	D430,022 S	8/2000	Goetter	
4,934,590 A	6/1990	Robichaud et al.		D445,030 S *	7/2001	Croft et al.	D9/502
D321,649 S	11/1991	Lambe, Jr. et al.		D445,337 S *	7/2001	Croft et al.	D9/504
D322,570 S	12/1991	Nylander		D447,057 S *	8/2001	Bezek et al.	D9/504
5,108,029 A	4/1992	Abrams et al.		D447,418 S *	9/2001	Bezek et al.	D9/504
D328,710 S	8/1992	Deflander		D447,693 S *	9/2001	Warner et al.	D9/503
5,139,163 A	8/1992	Diaz					

* cited by examiner

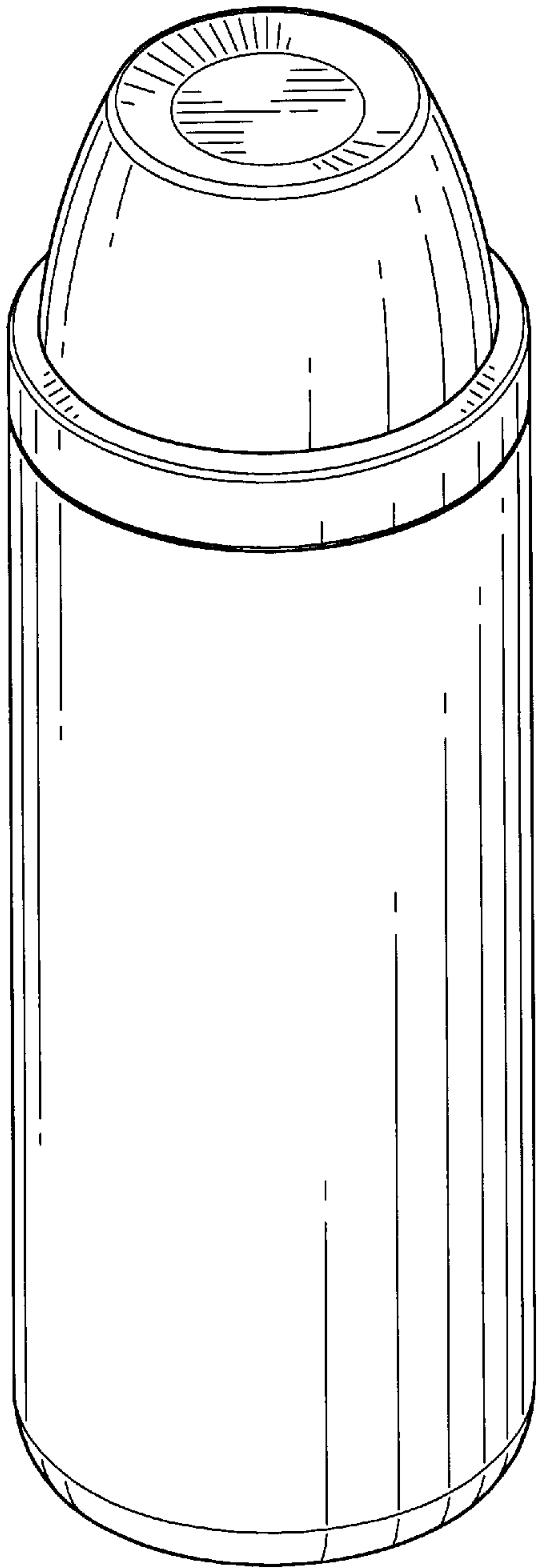


FIG. 1




FIG. 2

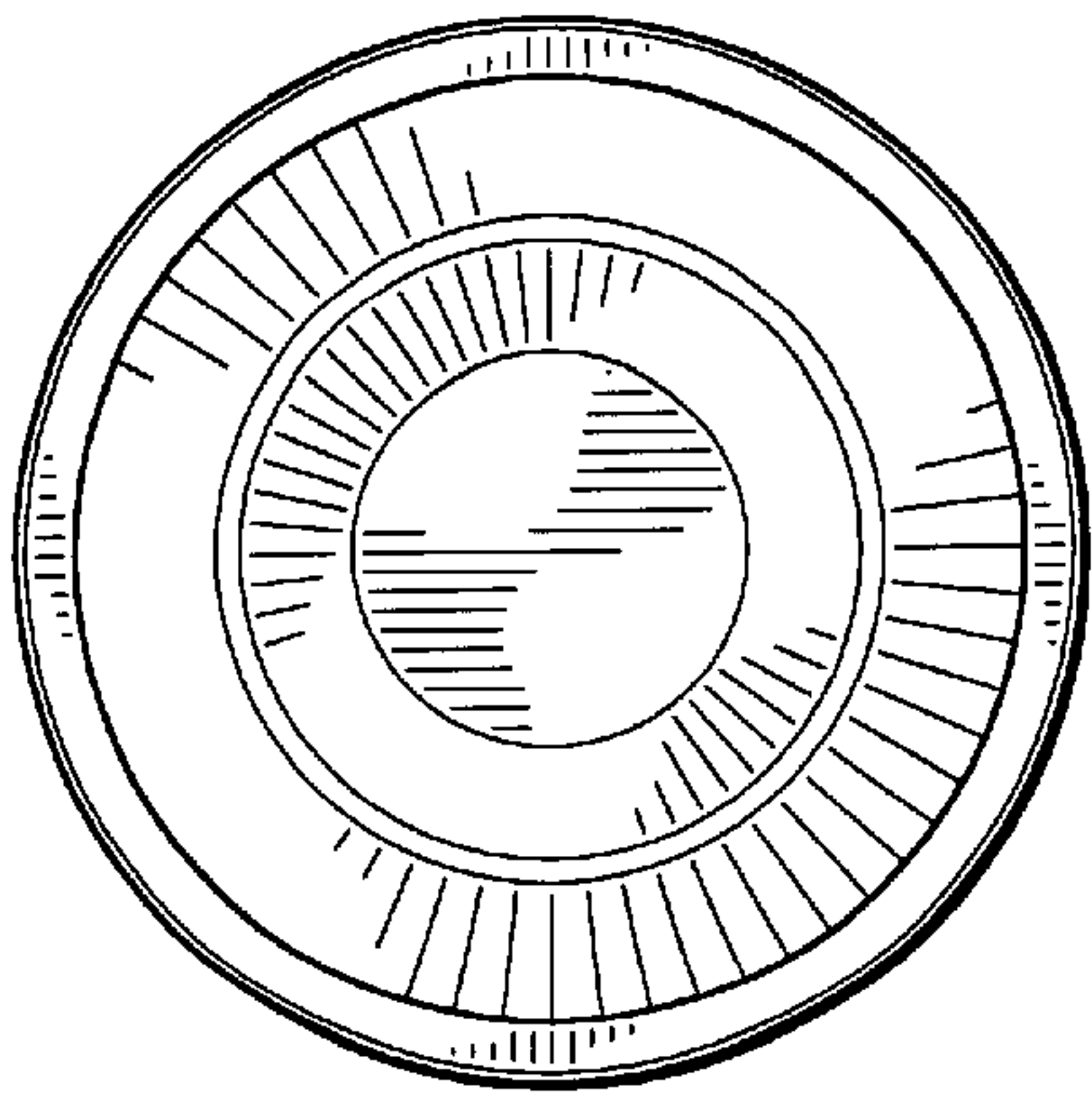


FIG. 3

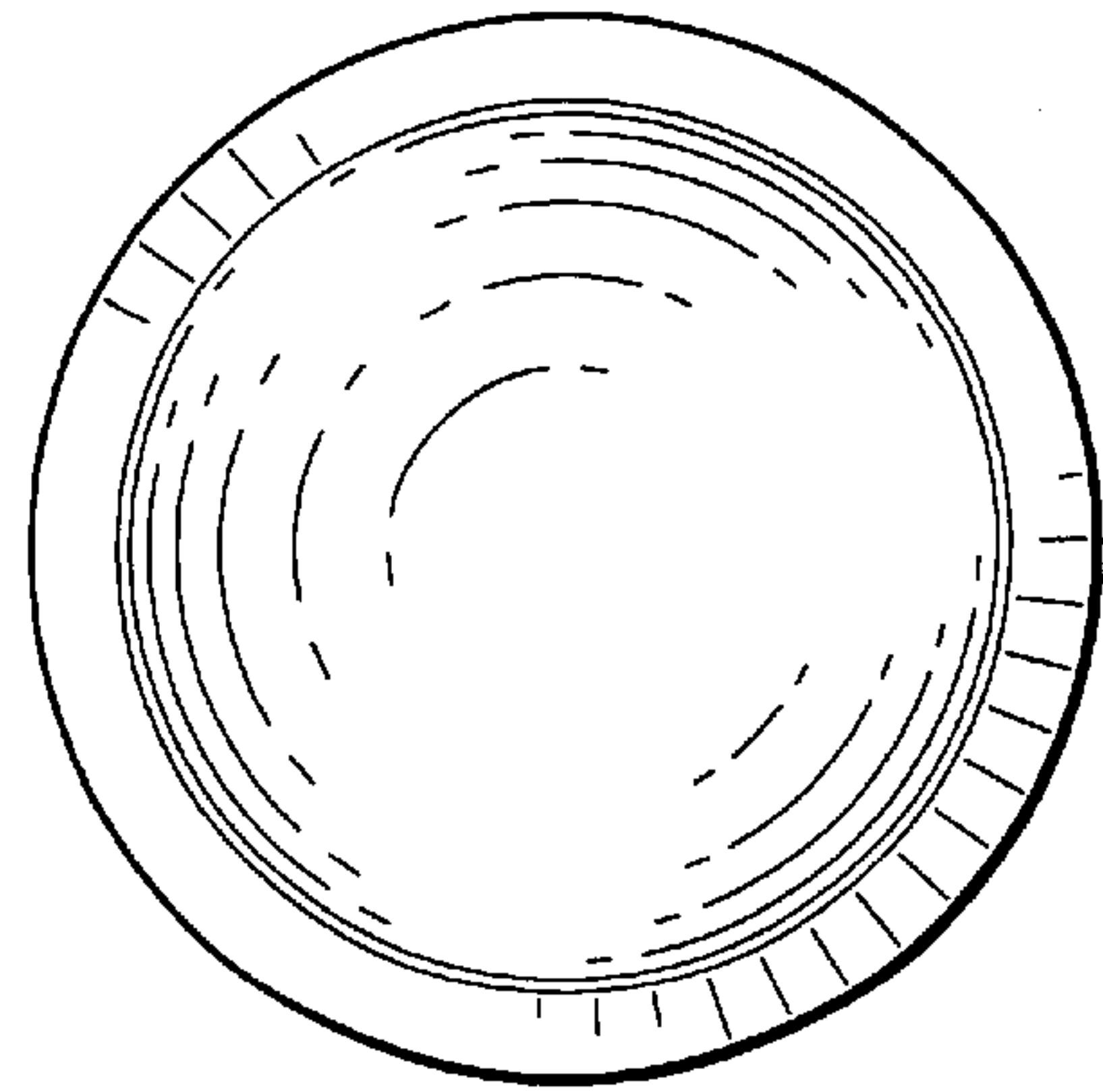


FIG. 4

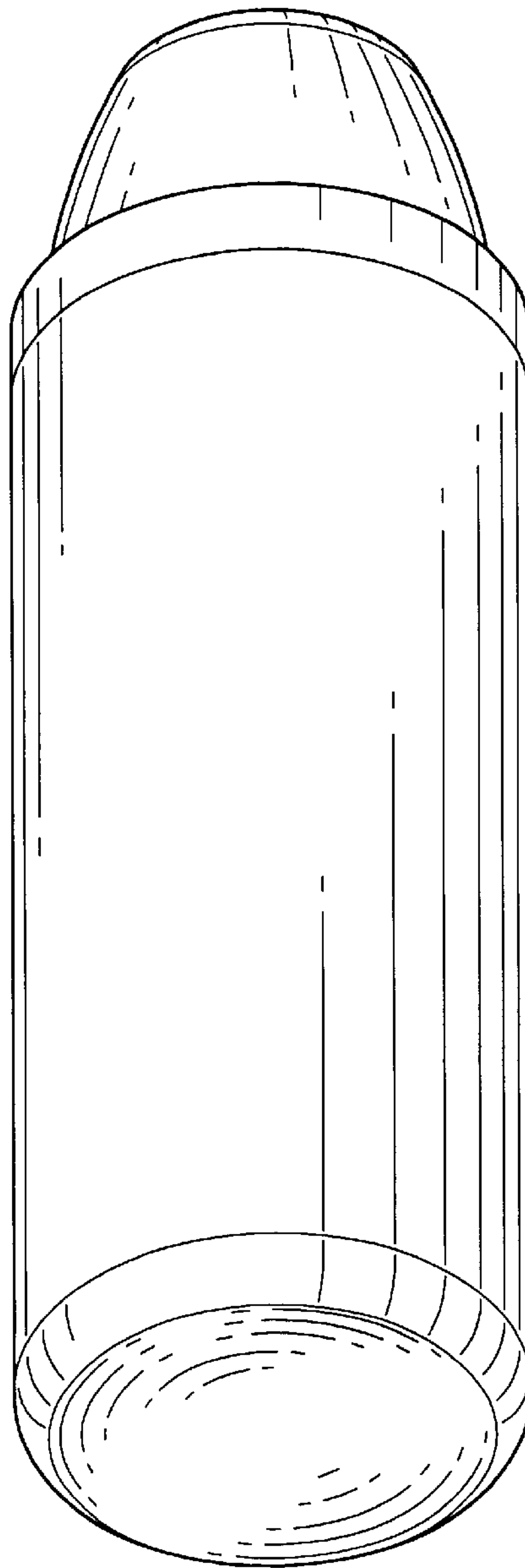


FIG. 5