



US00D452819B1

(12) **United States Design Patent**
Berman

(10) **Patent No.:** **US D452,819 S**
(45) **Date of Patent:** **** Jan. 8, 2002**

(54) **TRANSPARENT TOP OPAQUE BOTTOM
FLEXIBLE BEVERAGE CONTAINER**

(76) Inventor: **Ronald H. Berman**, 267 Quincy Ave.,
Long Beach, CA (US) 90803

(**) Term: **14 Years**

(21) Appl. No.: **29/141,031**

(22) Filed: **Apr. 27, 2001**

(51) **LOC (7) Cl.** **09-05**

(52) **U.S. Cl.** **D9/305**

(58) **Field of Search** D9/305, 306; D3/303;
222/92, 105, 107, 206, 215; 383/36, 61,
96, 97, 104, 106, 122

(56) **References Cited**

U.S. PATENT DOCUMENTS

D261,155 S	*	10/1981	Nast	D19/33
D262,891 S	*	2/1982	Nast	D19/33
4,418,733 A	*	12/1983	Kallman	383/11
4,973,171 A	*	11/1990	Bullard	383/70
5,059,036 A	*	10/1991	Richison et al.	383/61
D400,246 S	*	10/1998	Niedospial, Jr. et al.	...	D24/118
D420,900 S	*	2/2000	Berman	D9/305

D425,410 S	*	5/2000	Berman	D9/305
D429,459 S	*	8/2000	Berman	D6/305
D436,847 S	*	1/2001	Berman	D9/305
D436,848 S	*	1/2001	Berman	D9/305
D437,549 S	*	2/2001	Berman	D9/305
D440,868 S	*	4/2001	Berman	D9/305

* cited by examiner

Primary Examiner—Cathron C. Brooks

(74) *Attorney, Agent, or Firm*—Fulwider Patton Lee & Utecht, LLP

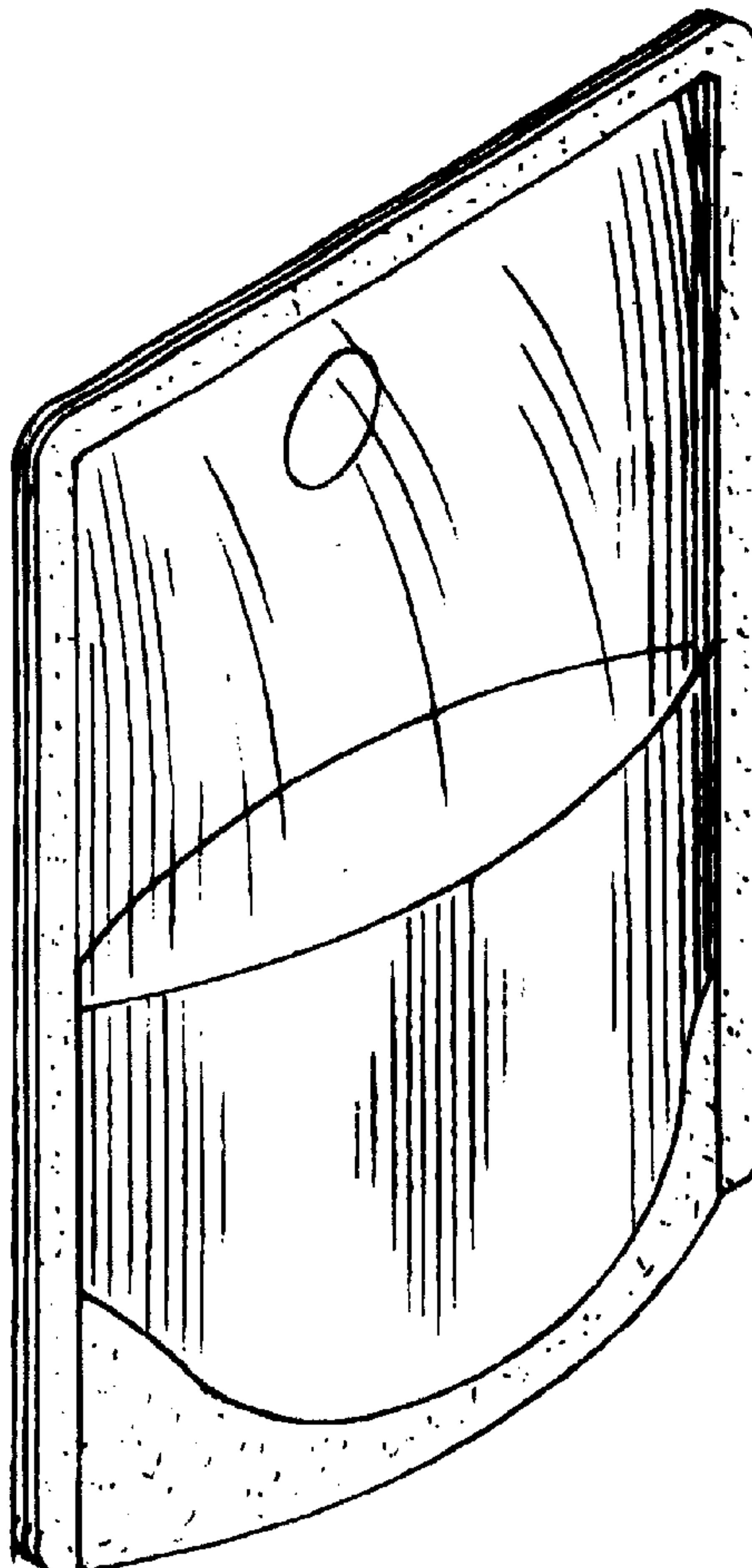
(57) **CLAIM**

The ornamental design for a transparent top opaque bottom flexible beverage container, as shown and described.

DESCRIPTION

FIG. 1 is a front perspective view of my new design for a transparent top opaque bottom flexible beverage container; FIG. 2 is a top view thereof; FIG. 3 is a bottom view thereof; FIG. 4 is a front elevational view thereof; FIG. 5 is a right side elevational view thereof, the left side being a mirror image; and, FIG. 6 is a rear elevational view thereof.

1 Claim, 2 Drawing Sheets



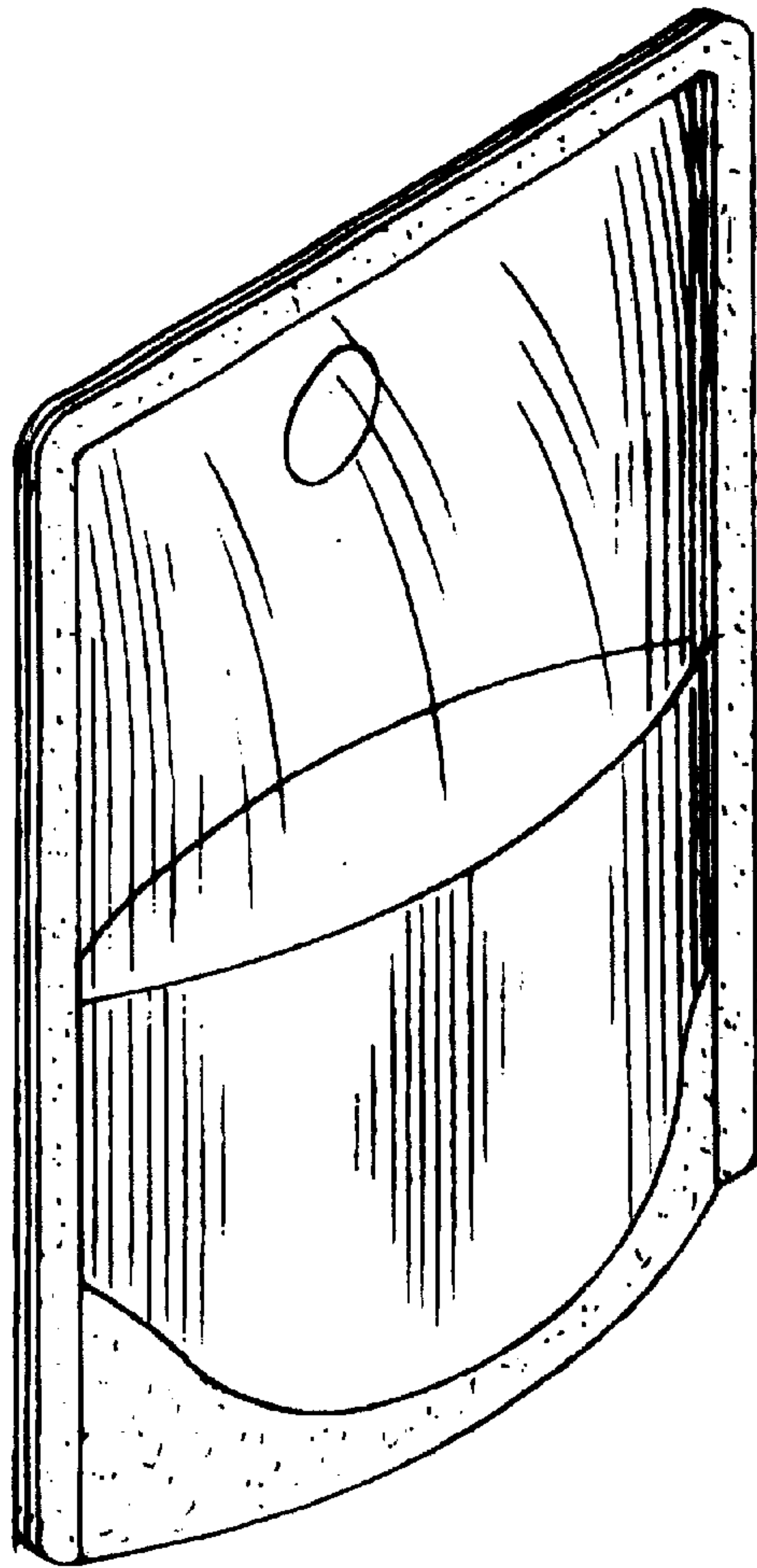


FIG. 1

FIG. 2



FIG. 3

FIG. 4

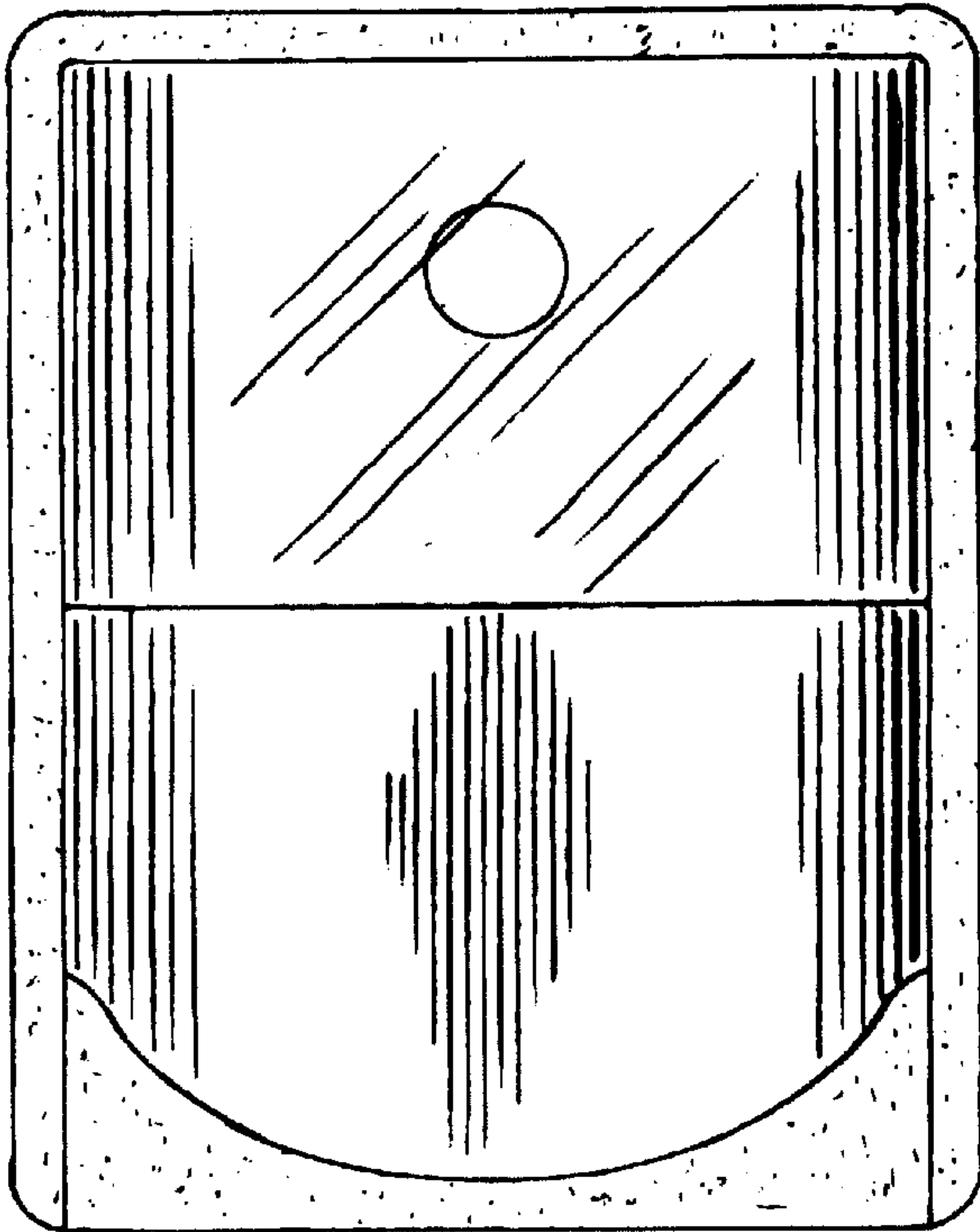


FIG. 5




FIG. 6

