



US00D452816B1

(12) **United States Design Patent**  
**Berman**

(10) **Patent No.:** **US D452,816 S**

(45) **Date of Patent:** **\*\* Jan. 8, 2002**

(54) **FLEXIBLE BEVERAGE CONTAINER WITH FOIL BOTTOM GUSSET**

(76) **Inventor:** **Ronald H. Berman**, 267 Quincy Ave., Long Beach, CA (US) 90803

(\*\*) **Term:** **14 Years**

(21) **Appl. No.:** **29/141,026**

(22) **Filed:** **Apr. 27, 2001**

(51) **LOC (7) Cl.** ..... **09-05**

(52) **U.S. Cl.** ..... **D9/305**

(58) **Field of Search** ..... D9/305, 306; D3/303; 222/92, 105, 107, 206, 215; 383/36, 61, 96, 97, 104, 106, 122

(56) **References Cited**

**U.S. PATENT DOCUMENTS**

|             |   |         |                        |       |         |
|-------------|---|---------|------------------------|-------|---------|
| D261,155 S  | * | 10/1981 | Nast                   | ..... | D3/303  |
| D262,891 S  | * | 2/1982  | Nast                   | ..... | D3/303  |
| 4,418,733 A | * | 12/1983 | Kallman                | ..... | 9/516   |
| 4,973,171 A | * | 11/1990 | Bullard                | ..... | 383/70  |
| 5,059,036 A | * | 10/1991 | Richison et al.        | ..... | 383/61  |
| D400,246 S  | * | 10/1998 | Niedospial, Jr. et al. | ...   | D24/118 |
| D420,900 S  | * | 2/2000  | Berman                 | ..... | D9/305  |

|            |   |        |        |       |        |
|------------|---|--------|--------|-------|--------|
| D429,459 S | * | 8/2000 | Berman | ..... | D9/305 |
| D436,847 S | * | 1/2001 | Berman | ..... | D9/305 |
| D436,848 S | * | 1/2001 | Berman | ..... | D9/305 |
| D437,549 S | * | 2/2001 | Berman | ..... | D9/305 |
| D440,868 S | * | 4/2001 | Berman | ..... | D9/305 |

\* cited by examiner

*Primary Examiner*—Cathron C. Brooks

(74) *Attorney, Agent, or Firm*—Fulwider Patton Lee & Utecht, LLP


(57) **CLAIM**

The ornamental design for a flexible beverage container with foil bottom gusset, as shown and described.

**DESCRIPTION**

FIG. 1 is a front perspective view of my new design for a flexible beverage container with foil bottom gusset; FIG. 2 is a top view thereof; FIG. 3 is a bottom view thereof; FIG. 4 is a front elevational view thereof; FIG. 5 is a right side elevational view thereof, the left side being a mirror image; and, FIG. 6 is a rear elevational view thereof.

**1 Claim, 2 Drawing Sheets**






FIG. 1

FIG. 2

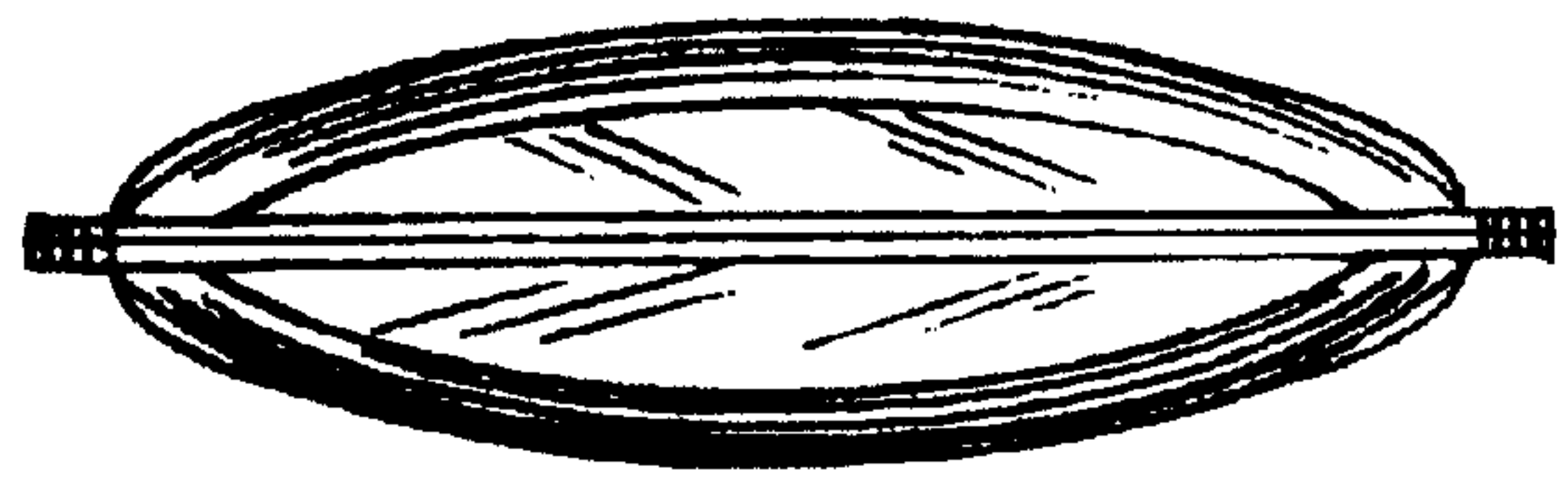


FIG. 3

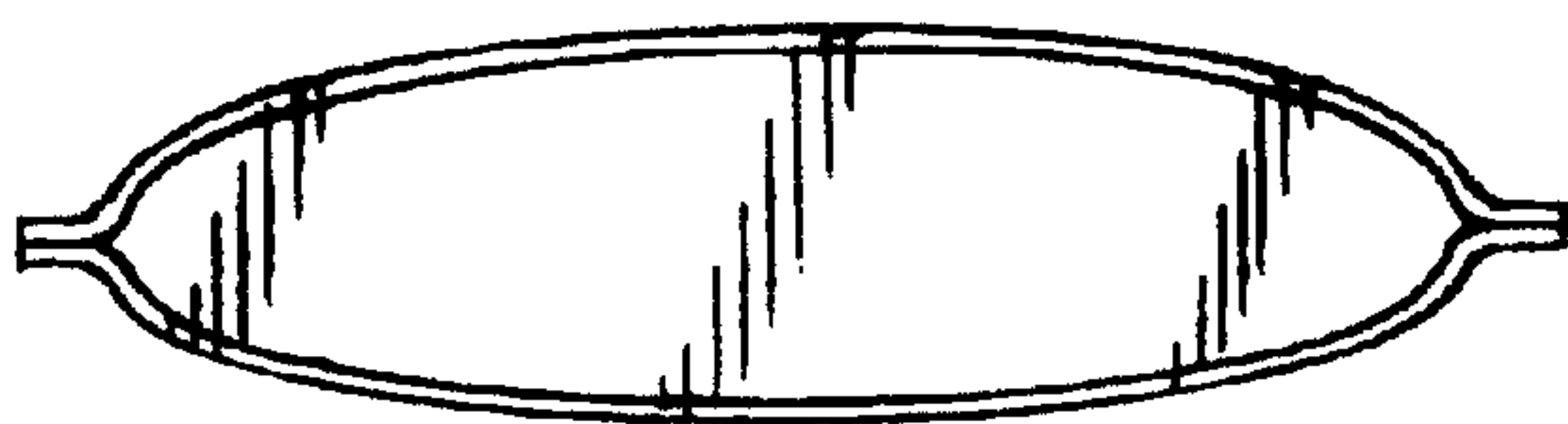


FIG. 4

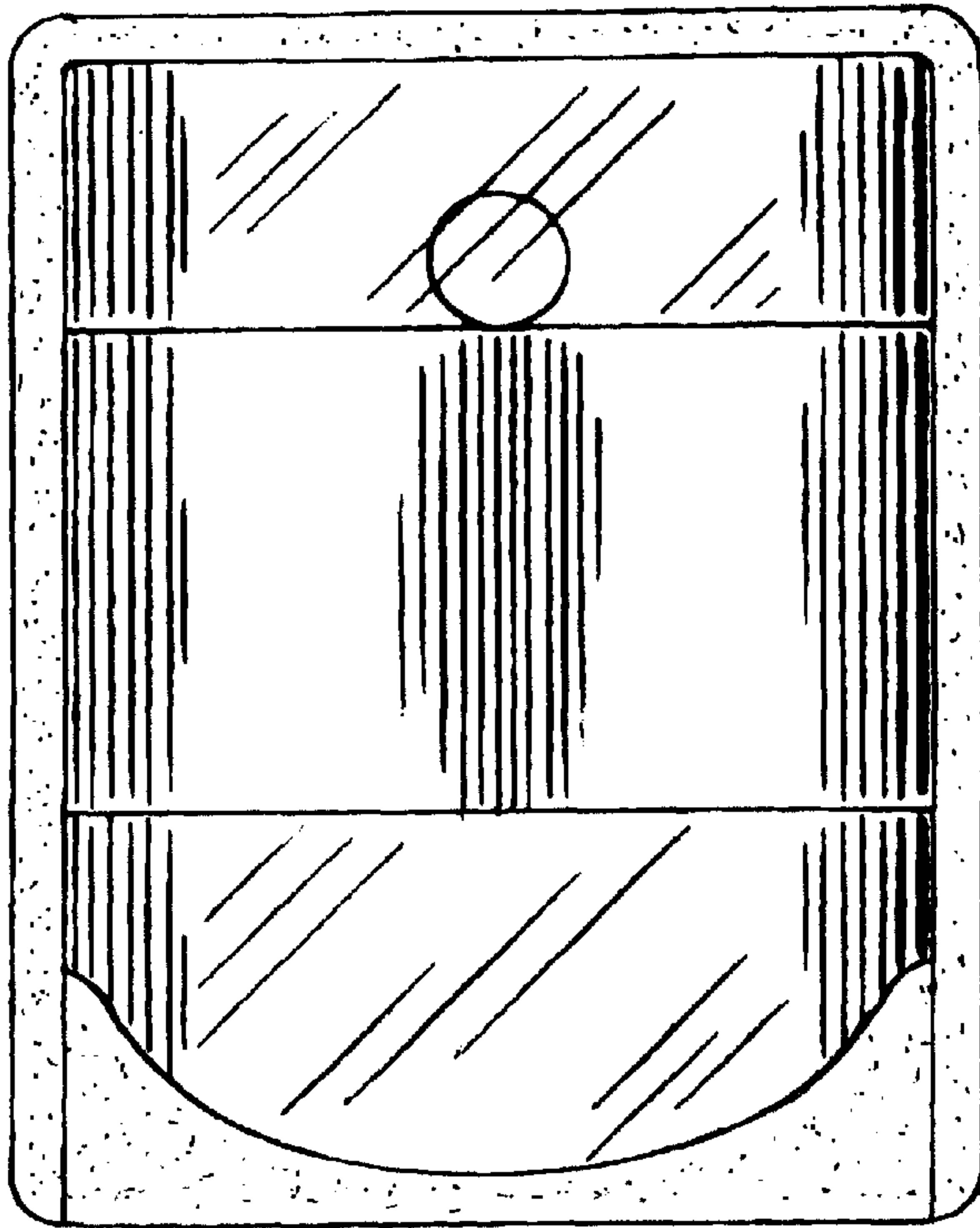


FIG. 6




FIG. 5

