



US00D452812B1

(12) **United States Design Patent**  
**Thomas**

(10) **Patent No.:** **US D452,812 S**

(45) **Date of Patent:** **\*\* Jan. 8, 2002**

(54) **SHEPHERD'S HOOK**

D423,915 S \* 5/2000 Rehmert et al. .... D8/367

(75) Inventor: **Joyce Thomas**, Lexington, IL (US)

\* cited by examiner

(73) Assignee: **L. R. Nelson Corporation**, Peoria, IL (US)

*Primary Examiner*—Pamela Burgess

(74) *Attorney, Agent, or Firm*—Mayer, Brown & Platt

(\*\*) Term: **14 Years**

(57) **CLAIM**

The ornamental design for Shepherd's hook, as shown.

(21) Appl. No.: **29/126,596**

(22) Filed: **Jul. 18, 2000**

**DESCRIPTION**

(51) **LOC (7) Cl.** ..... **08-05**

(52) **U.S. Cl.** ..... **D8/367**

(58) **Field of Search** ..... D8/367, 370; D6/404;  
D7/300.2; 248/302, 303, 339, 213.3; 52/685,  
719; 239/33

FIG. 1 is a front perspective view of a Shepherd's hook;  
FIG. 2 is a front elevational view thereof;  
FIG. 3 is a right side elevational view thereof;  
FIG. 4 is a rear elevational view thereof;  
FIG. 5 is a left side elevational view thereof;  
FIG. 6 is a top plan view thereof; and,  
FIG. 7 is a bottom plan view thereof.

(56) **References Cited**

**U.S. PATENT DOCUMENTS**

D362,580 S \* 9/1995 Lipson ..... D7/300.2

**1 Claim, 1 Drawing Sheet**




FIG. 1




FIG. 2




FIG. 3

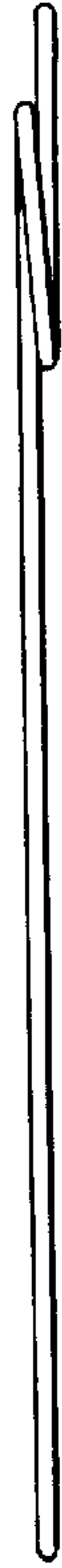


FIG. 4




FIG. 5



FIG. 6



FIG. 7

