



US00D452795B1

(12) **United States Design Patent**
Johnson et al.

(10) **Patent No.:** **US D452,795 S**
(45) **Date of Patent:** **** Jan. 8, 2002**

(54) **FRYER**
(75) Inventors: **C. Sven Johnson**, Beacon Falls, CT (US); **Vincent M. L. Ng**, Western District (HK); **Anthony M. Demore**, Greenwich; **Stuart Naft**, Fairfield, both of CT (US)
(73) Assignee: **H.P. Intellectual Corp.**, Wilmington, DE (US)
(**) Term: **14 Years**

D397,579 S 9/1998 Wu Chang
D410,815 S 6/1999 Oger
D414,072 S 9/1999 Powell
D418,361 S * 1/2000 Utsugi D7/354
D419,824 S 2/2000 Sham
D422,447 S 4/2000 Josancy
D423,277 S 4/2000 Josancy
D424,366 S 5/2000 Blaise
D427,481 S 7/2000 De'Longhi
D427,841 S 7/2000 De'Longhi
D432,348 S * 10/2000 Shaw D7/354
D436,795 S * 1/2001 Martres et al. D7/354

* cited by examiner

(21) Appl. No.: **29/135,554**
(22) Filed: **Jan. 12, 2001**

Primary Examiner—Caron D. Veynar
(74) *Attorney, Agent, or Firm*—Barry E. Deutsch

(51) **LOC (7) Cl.** **07-02**
(52) **U.S. Cl.** **D7/354**
(58) **Field of Search** D7/323, 354-361, D7/350; 99/331, 336, 403, 410, 411, 413; 219/429-432, 438, 440

(57) **CLAIM**

The ornamental design for a fryer, as shown and described.

DESCRIPTION

FIG. 1 is a photograph showing a perspective view, taken from the front, right side, and top, illustrating our new design of a fryer;
FIG. 2 is a photograph showing a front elevation view thereof;
FIG. 3 is a photograph showing a right side elevation view thereof;
FIG. 4 is a photograph showing a left side elevation view thereof;
FIG. 5 is a photograph showing a rear elevation view thereof;
FIG. 6 is a photograph showing a top plan view thereof; and,
FIG. 7 is a photograph showing a bottom plan view thereof.

(56) **References Cited**
U.S. PATENT DOCUMENTS

D330,825 S 11/1992 Sekita et al.
D339,025 S 9/1993 Piret et al.
D345,280 S 3/1994 Powell
D346,527 S 5/1994 Del Fresno
D347,353 S 5/1994 Piret et al.
D365,723 S 1/1996 Powell
D368,620 S 4/1996 Piret
D374,588 S 10/1996 Federico
D378,647 S 4/1997 Piret
D386,646 S 11/1997 Wurth
D387,243 S 12/1997 Bumoux
D395,786 S 7/1998 Rossi

1 Claim, 6 Drawing Sheets



FIG. 1



FIG. 2



FIG. 3




FIG. 4




FIG. 5




FIG. 6




FIG. 7

