



US00D452787B1

(12) **United States Design Patent**  
**Petri**

(10) **Patent No.:** **US D452,787 S**

(45) **Date of Patent:** **\*\* Jan. 8, 2002**

(54) **DESK TOP**

D294,666 S \* 3/1988 Favaretto et al. .... D6/487  
5,341,749 A \* 8/1994 Noakes ..... 108/64

(75) Inventor: **Manfred Petri**, Marietta, GA (US)

\* cited by examiner

(73) Assignee: **Tella Systems (1998), Inc.**, Lasalle (CA)

*Primary Examiner*—Janice E. Seeger  
(74) *Attorney, Agent, or Firm*—Finnegan, Henderson, Farabow, Garrett, and Dunner, L.L.P.

(\*\*) Term: **14 Years**

(21) Appl. No.: **29/125,998**

(22) Filed: **Jul. 7, 2000**

(57) **CLAIM**

The ornamental design for a desk top, as shown and described.

(30) **Foreign Application Priority Data**

**DESCRIPTION**

Feb. 15, 2000 (CA) ..... 2000-0465

FIG. 1 is an isometric view of the desk top of the present invention as a whole.

(51) **LOC (7) Cl.** ..... **06-06**

FIG. 2 is a top view of the desk top of the present invention in plan.

(52) **U.S. Cl.** ..... **D6/511; D6/482**

FIG. 3 is a right side view of the desk top of the present invention; and,

(58) **Field of Search** ..... D6/480-489, 511, D6/427, 428, 432, 441; 108/153.1, 155, 156, 157.1, 161, 50.01, 50.02; 312/140.3, 208.1, 194-197

FIG. 4 is a right side view of the right edge of the desk top of the present invention.

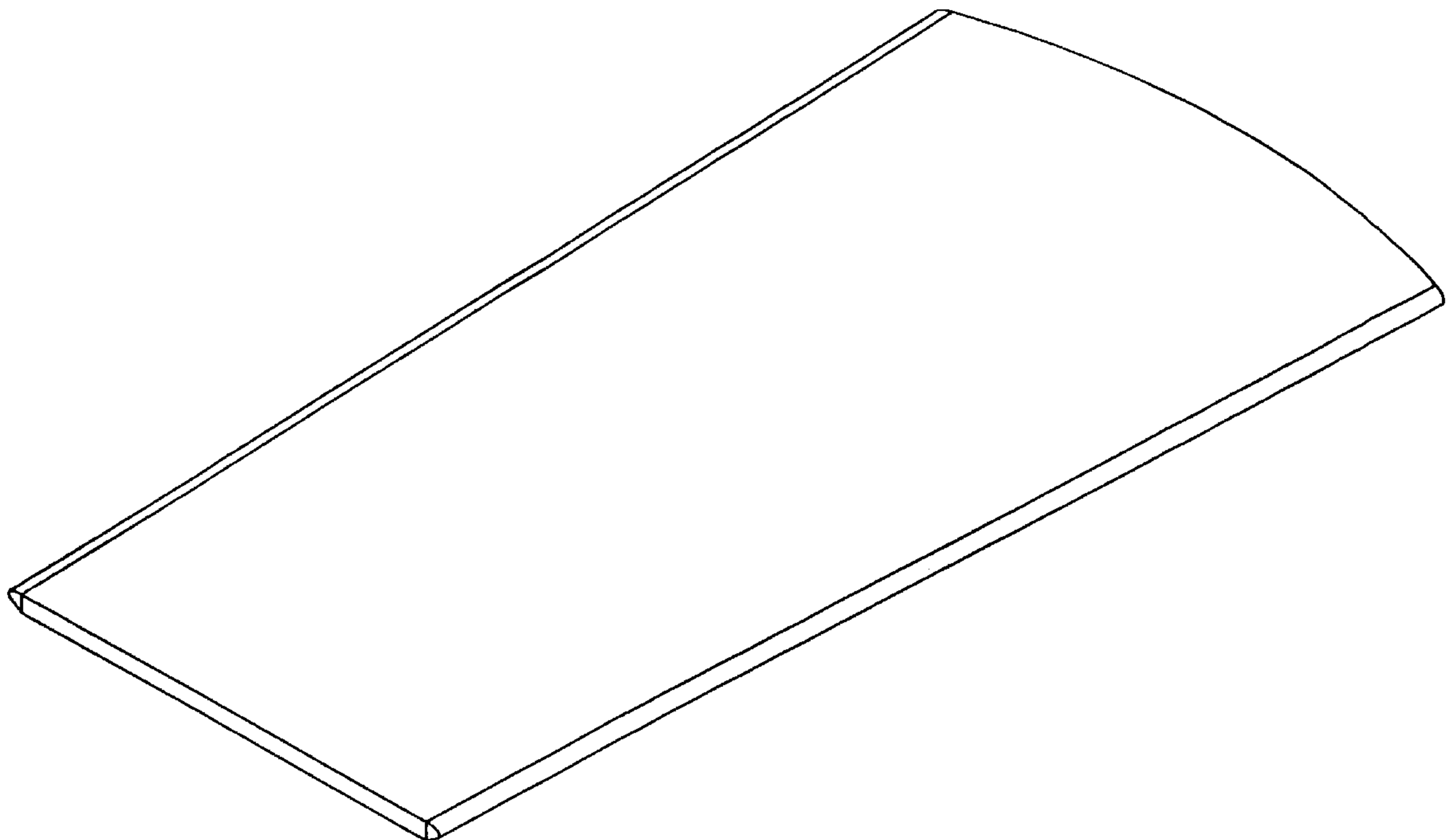
(56) **References Cited**

The desk top has a top with a parallelogram shape with one curved side. The desk top also includes front and back edges which are straight and have a profiled shape.

**U.S. PATENT DOCUMENTS**

D194,850 S \* 3/1963 McCord ..... D6/480

**1 Claim, 4 Drawing Sheets**



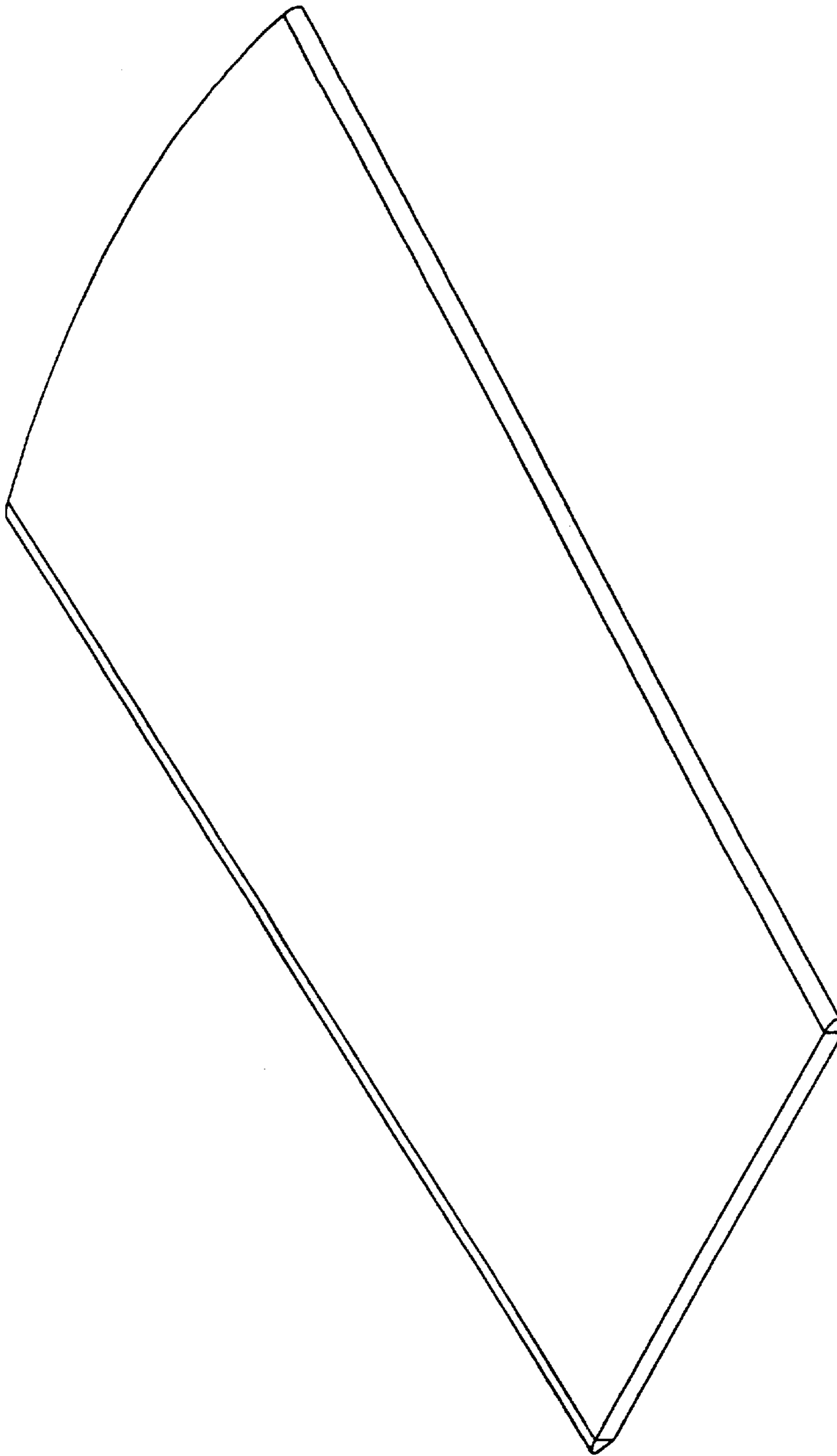


FIGURE 1




FIGURE 2



FIGURE 3




FIGURE 4