



US00D452784B1

(12) **United States Design Patent**  
**Lewis**

(10) **Patent No.:** **US D452,784 S**

(45) **Date of Patent:** **\*\* Jan. 8, 2002**

(54) **TABLE BASE**

D337,906 S \* 8/1993 Gutsell ..... D6/495

(76) **Inventor:** **Sally Sirkin Lewis**, 715 Canon Dr.,  
Beverly Hills, CA (US) 90210

\* cited by examiner

(\*\*) **Term:** **14 Years**

*Primary Examiner*—Janice E. Seeger  
(74) *Attorney, Agent, or Firm*—Finnegan, Henderson,  
Farabow, Garrett & Dunner, LLP

(21) **Appl. No.:** **29/141,167**

(57) **CLAIM**

(22) **Filed:** **May 2, 2001**

The ornamental design for a table base, as shown and described.

(51) **LOC (7) Cl.** ..... **06-06**

(52) **U.S. Cl.** ..... **D6/495**

(58) **Field of Search** ..... D6/480–489, 495–494,  
D6/403, 455; 108/153.1, 155, 156, 157.1,  
158.11, 161; 248/188, 188.1, 167

**DESCRIPTION**

(56) **References Cited**

FIG. 1 is a side and top perspective view of the table base of my design;

FIG. 2 is a top view of the table base;

FIG. 3 is a side view of the table base (the other side views are mirror images of this view and are not shown); and,

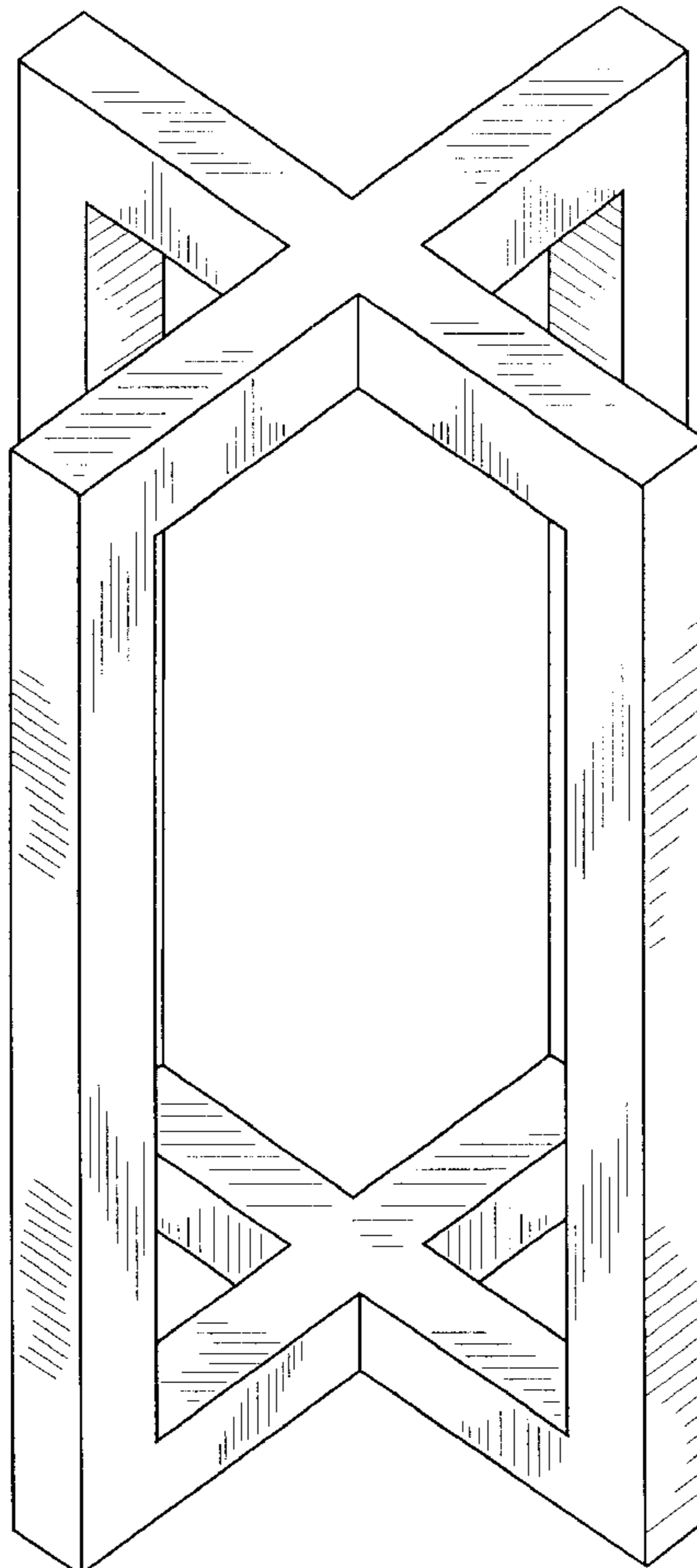
FIG. 4. is a bottom view of the table base.


In the drawings, the broken lines shown in FIGS. 3 and 4 are for illustrative purposes only and form no part of the claimed design.

**U.S. PATENT DOCUMENTS**

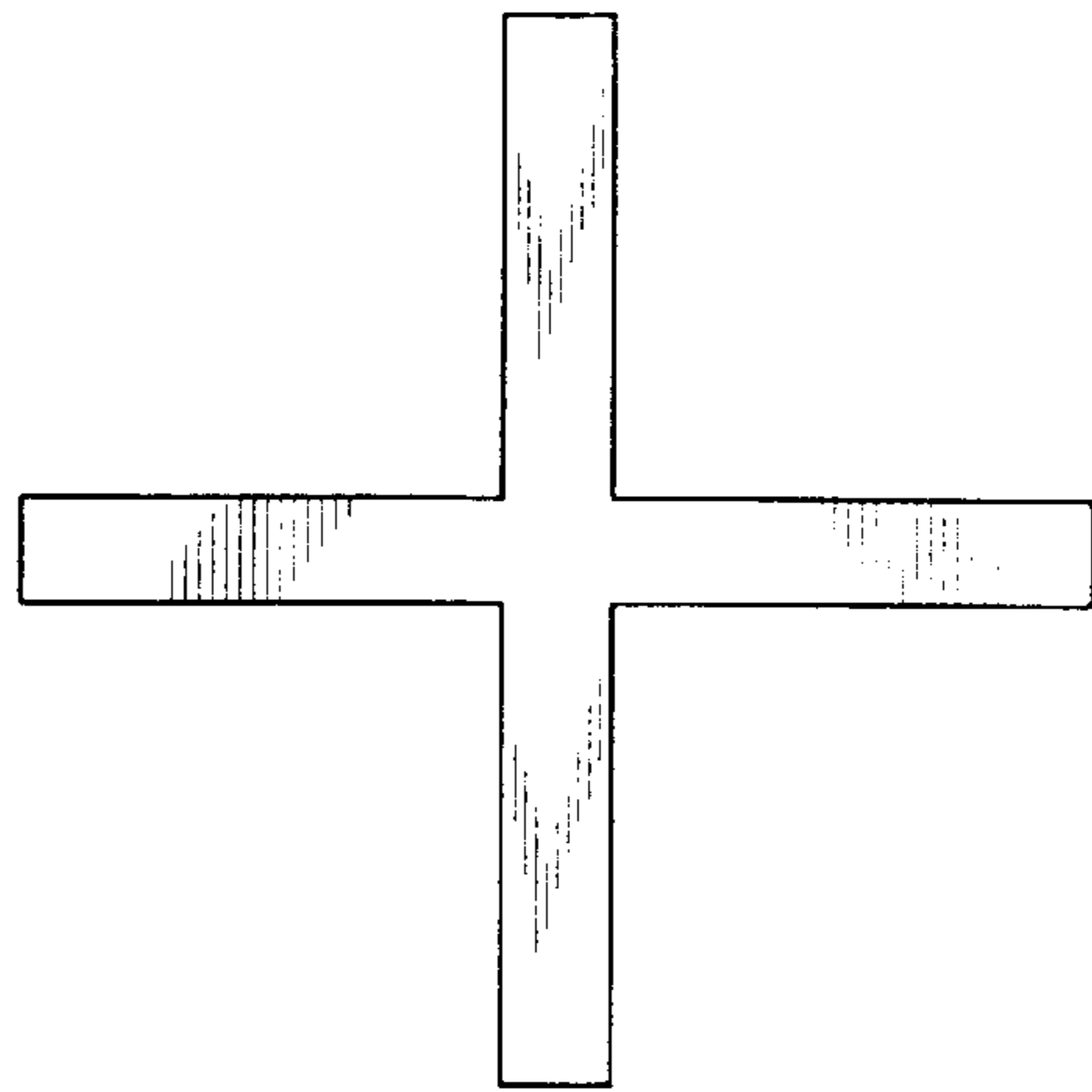
831,268	A	*	9/1906	Edick et al.	.....	248/167
1,067,223	A	*	7/1913	Kjelsoe	.....	248/167
1,652,942	A	*	12/1927	James	.....	248/167
D200,713	S	*	3/1965	Pearsall	.....	D6/495
D238,543	S	*	1/1976	Lechner	.....	D6/495
D239,487	S	*	4/1976	Hysten	.....	D6/488

**1 Claim, 2 Drawing Sheets**

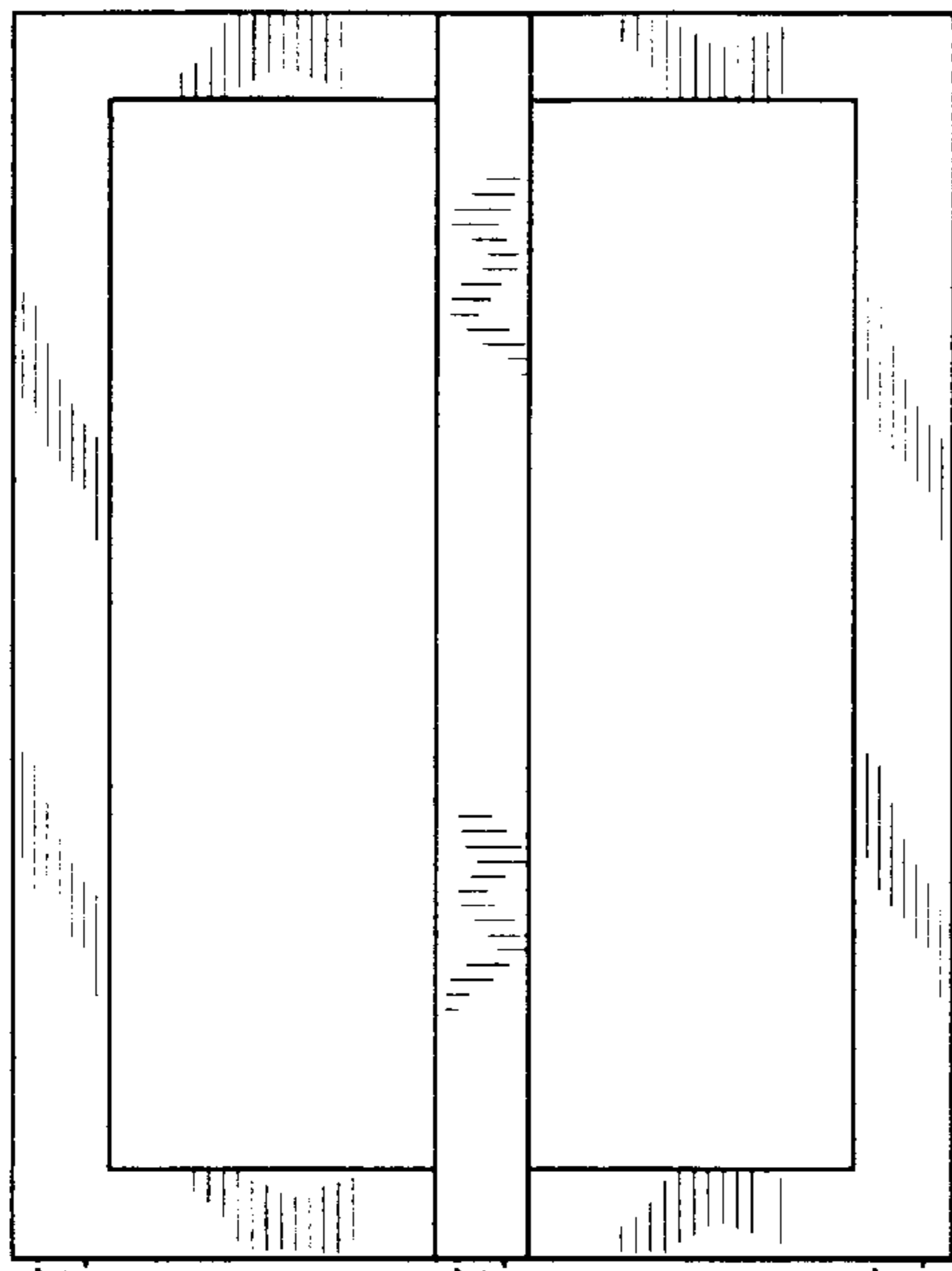




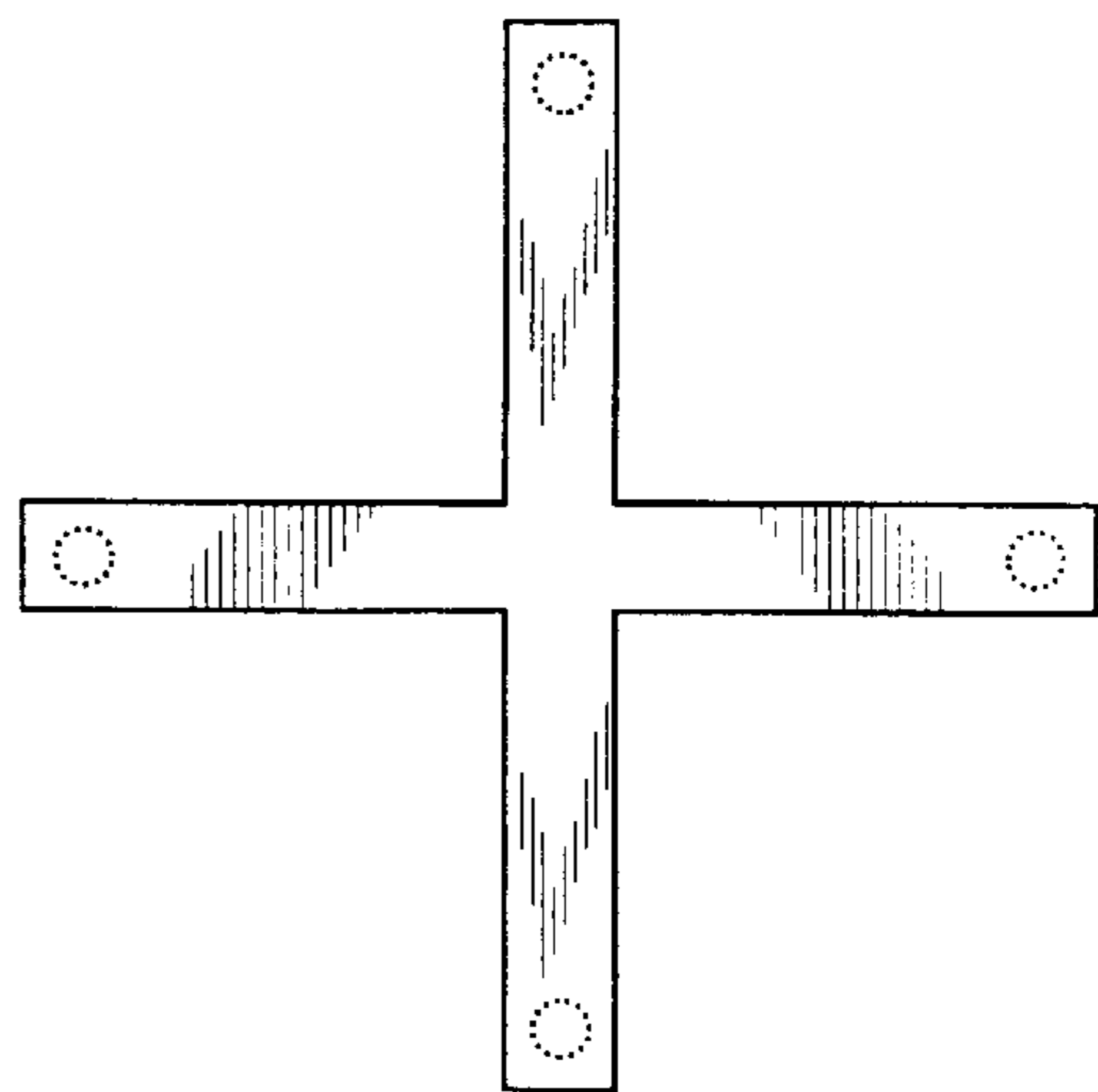
**FIG. 1**



**FIG. 2**



**FIG. 3**



**FIG. 4**