



US00D452767B1

(12) **United States Design Patent**  
**Balloni et al.**

(10) **Patent No.:** **US D452,767 S**  
(45) **Date of Patent:** **\*\* Jan. 8, 2002**

- (54) **CAP**
- (75) Inventors: **Andrea Balloni**, Ancona; **Paolo Saltini**, Milan, both of (IT)
- (73) Assignee: **WOT s.r.l.**, Ancona (IT)
- (\*\*) Term: **14 Years**
- (21) Appl. No.: **29/119,111**
- (22) Filed: **Feb. 24, 2000**
- (51) **LOC (7) Cl.** ..... **02-03**
- (52) **U.S. Cl.** ..... **D2/882**
- (58) **Field of Search** ..... D2/865, 872, 873, D2/876, 879, 882, 891; 2/161, 181, 195.1, 175.5

- D186,868 S \* 12/1959 DeGrazia ..... D2/882
- 5,410,761 A \* 5/1995 Connelly et al. .... 2/195.1
- 5,983,398 A \* 11/1999 Kronenberger ..... 2/181
- D419,281 S \* 1/2000 Croft ..... D2/891
- 6,138,279 A \* 10/2000 Gore ..... 2/175.5

\* cited by examiner

*Primary Examiner*—Paula A. Mortimer  
(74) *Attorney, Agent, or Firm*—Staas & Halsey, LLP

(57) **CLAIM**

The ornamental design for a cap, as shown and described.

**DESCRIPTION**

FIG. 1 is a perspective view of the cap embodying our new design;  
FIG. 2 is a perspective view thereof; and,  
FIG. 3 is a top plan view thereof.

- (56) **References Cited**  
U.S. PATENT DOCUMENTS  
1,190,427 A \* 7/1916 Kromer, Jr. .... 2/181

**1 Claim, 3 Drawing Sheets**

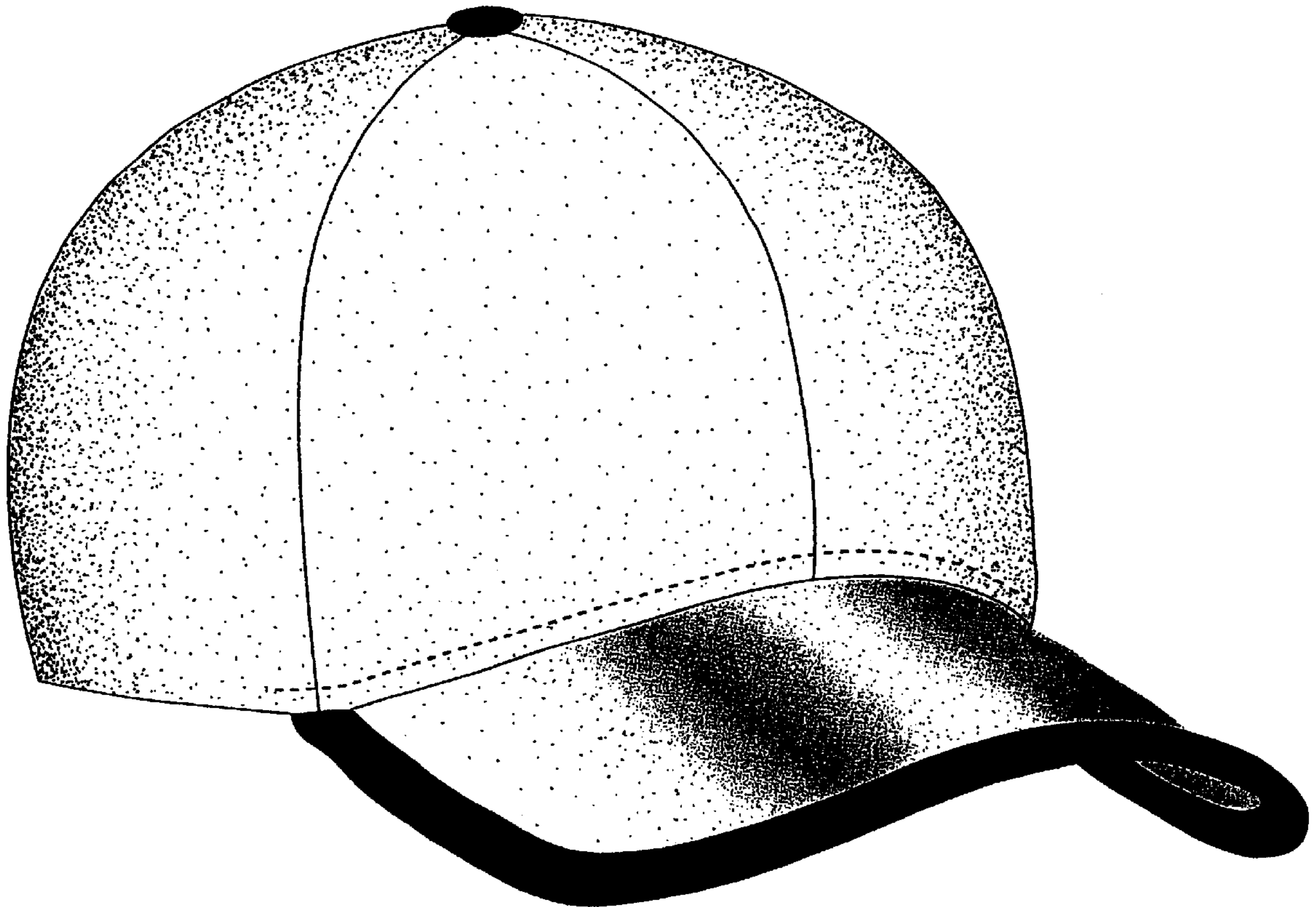


FIG. 1

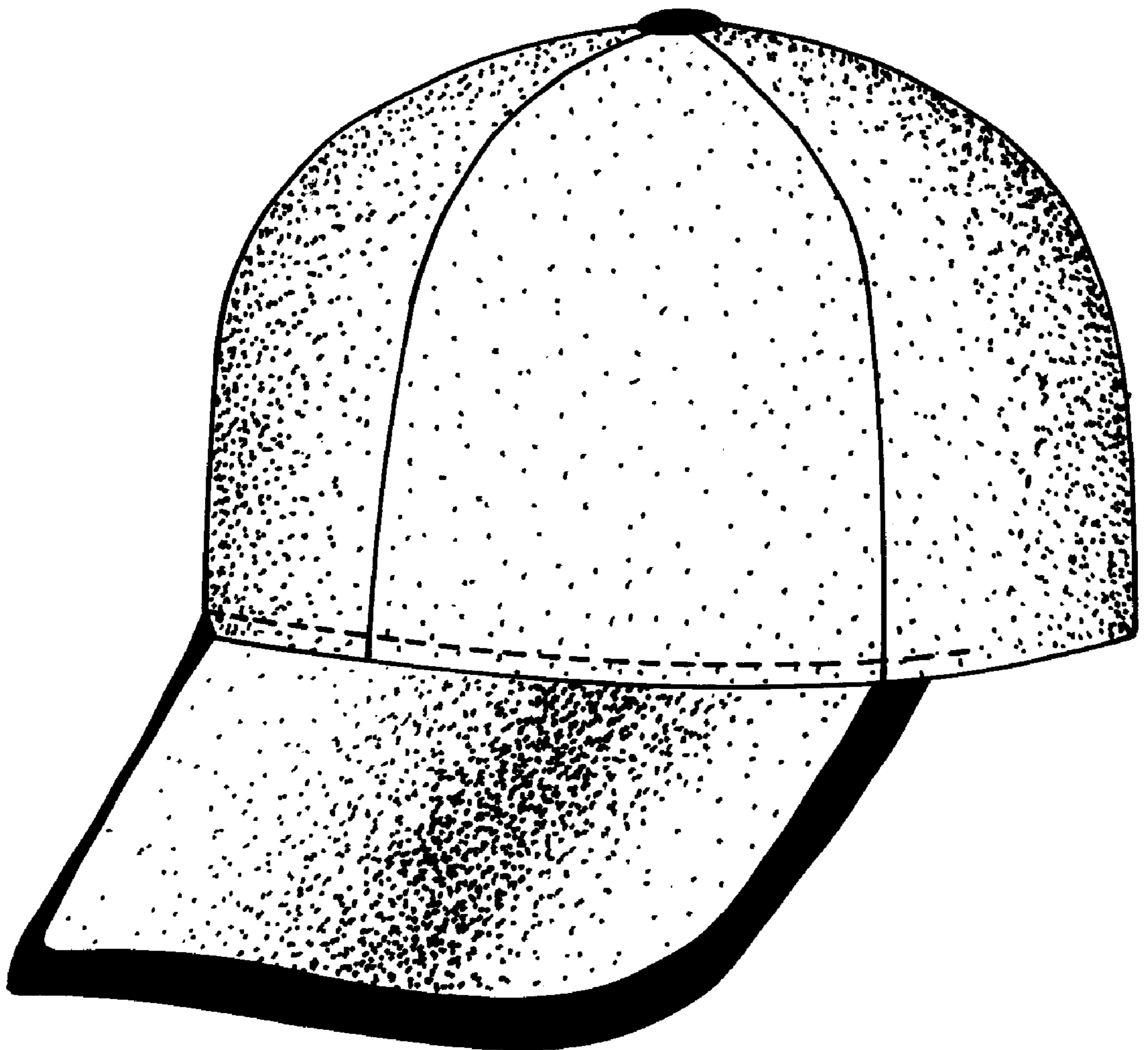


FIG. 2

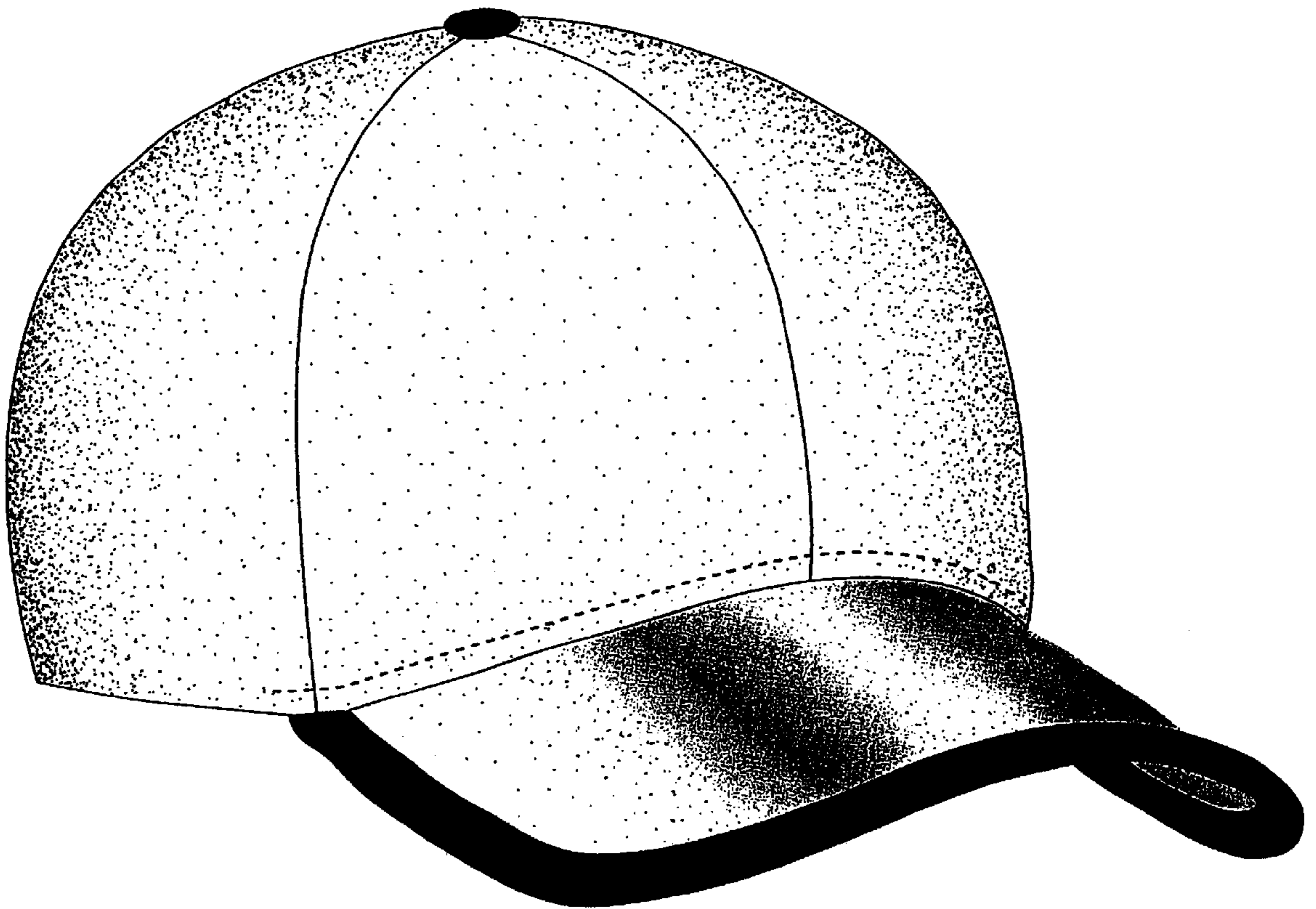


FIG. 3

