



US00D452747P2

(12) **United States Design Patent**
Yu

(10) **Patent No.:** **US D452,747 S**

(45) **Date of Patent:** **** Jan. 1, 2002**

(54) **TABLE LAMP**

(75) Inventor: **Paul Yu**, Taipei (TW)

(73) Assignee: **Paul-Yu Industrial Corp.**, Taipei (TW)

(**) Term: **14 Years**

(21) Appl. No.: **29/138,172**

(22) Filed: **Mar. 9, 2001**

(51) **LOC (7) Cl.** **26-03**

(52) **U.S. Cl.** **D26/99**

(58) **Field of Search** D26/93-112, 126,
D26/146, 147, 156; 362/410-414, 806,
808; D11/133-136, 157, 158, 160; D2/898,
899, 916

(56) **References Cited**

U.S. PATENT DOCUMENTS

D288,858 S * 3/1987 Pulsinelle D26/94

* cited by examiner

Primary Examiner—Alan P. Douglas

Assistant Examiner—Linda Brooks

(74) *Attorney, Agent, or Firm*—Rabin & Berdo, P.C.

(57) **CLAIM**

The ornamental design for a table lamp, as shown and described.

DESCRIPTION

The file of this patent contains at least one drawing (photograph) executed in color. Copies of this patent with color drawings will be provided by the Patent and Trademark Office upon request and payment of the necessary fee.

FIG. 1 is a perspective view of a table lamp showing my new design;

FIG. 2 is a front view thereof;

FIG. 3 is a rear view thereof;

FIG. 4 is a right side view thereof;

FIG. 5 is a left side view thereof;

FIG. 6 is a top view thereof;

FIG. 7 is a bottom view thereof; and,

FIG. 8 is an in-use perspective view as shown in FIG. 1 with light on.

1 Claim, 4 Drawing Sheets

(4 of 4 Drawing Sheet(s) Filed in Color)






Fig. 1



Fig. 2



Fig. 3




Fig. 4



Fig. 5

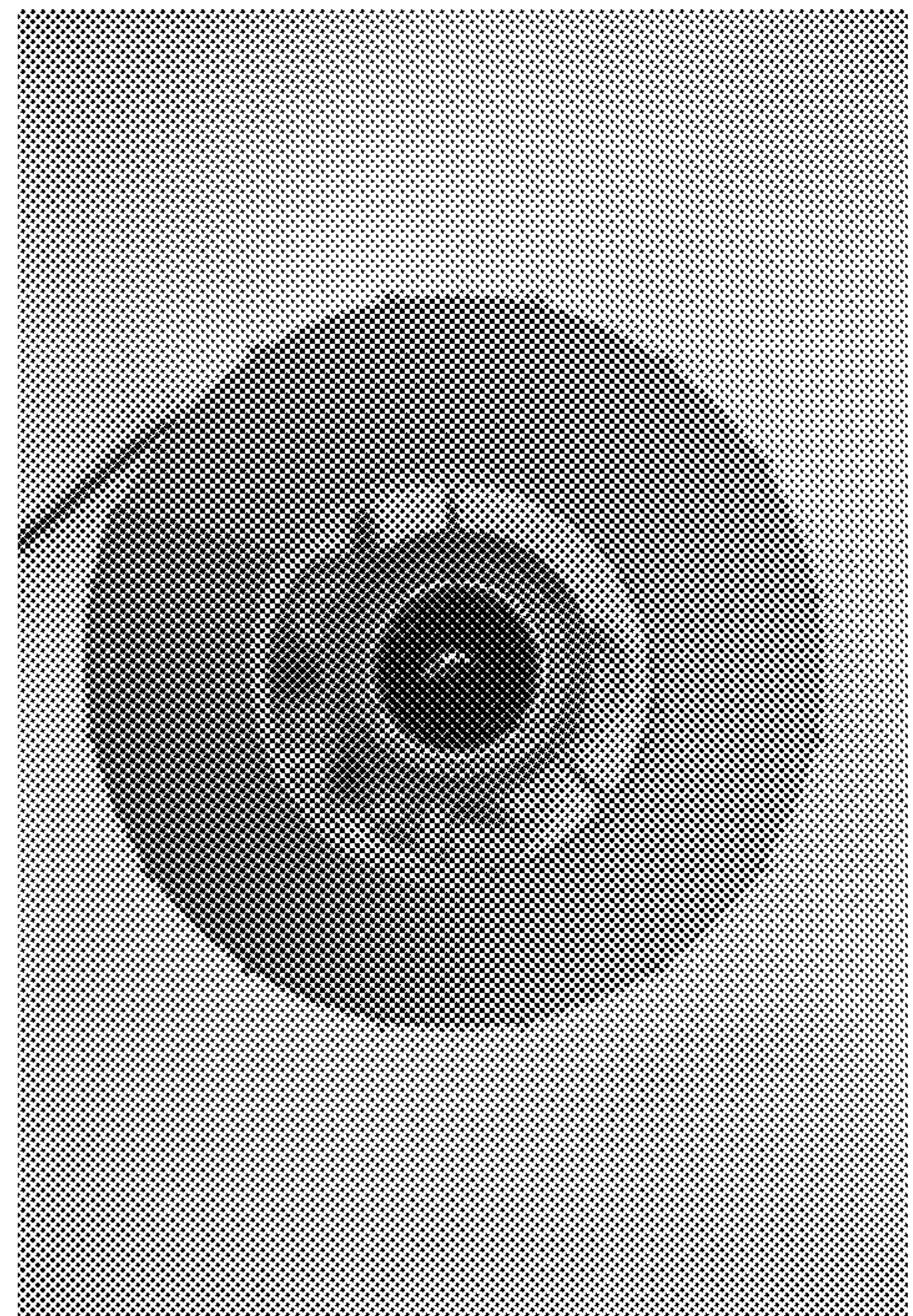


Fig. 6




Fig. 7




Fig. 8