



US00D452746B1

(12) **United States Design Patent**  
**Tsai**

(10) **Patent No.:** **US D452,746 S**

(45) **Date of Patent:** **\*\* Jan. 1, 2002**

(54) **ORNAMENTAL LIGHT-STRING**

(76) **Inventor:** **George Tsai**, 4th Fl., No. 403, Sec. 4,  
Jen-Ai Rd., Taipei (TW)

(\*\*) **Term:** **14 Years**

(21) **Appl. No.:** **29/135,935**

(22) **Filed:** **Jan. 23, 2001**

(51) **LOC (7) Cl.** ..... **26-04**

(52) **U.S. Cl.** ..... **D26/25**

(58) **Field of Search** ..... D26/25, 26, 73,  
D26/125, 126; D11/117, 121, 119; 362/236,  
240, 244, 246, 250, 252, 806, 807, 808

(56) **References Cited**

**U.S. PATENT DOCUMENTS**

- D386,445 S \* 11/1997 Odierna ..... D11/121
- D387,448 S \* 12/1997 Barthelmess ..... D26/25
- D400,272 S \* 10/1998 Mount ..... D26/25
- D402,774 S \* 12/1998 Segal ..... D26/25

- 5,860,731 A \* 1/1999 Martinez ..... 362/252
- D406,248 S \* 3/1999 Prineppi ..... D11/121
- D413,173 S \* 8/1999 Mount ..... D26/25

\* cited by examiner

*Primary Examiner*—Cynthia E. Ramirez

(74) *Attorney, Agent, or Firm*—Varndell & Varndell, PLLC

(57) **CLAIM**

The ornamental design for a ornamental light-string, as shown.

**DESCRIPTION**

FIG. 1 is a front view of a ornamental light-string, showing my new design;

FIG. 2 is a rear view thereof;

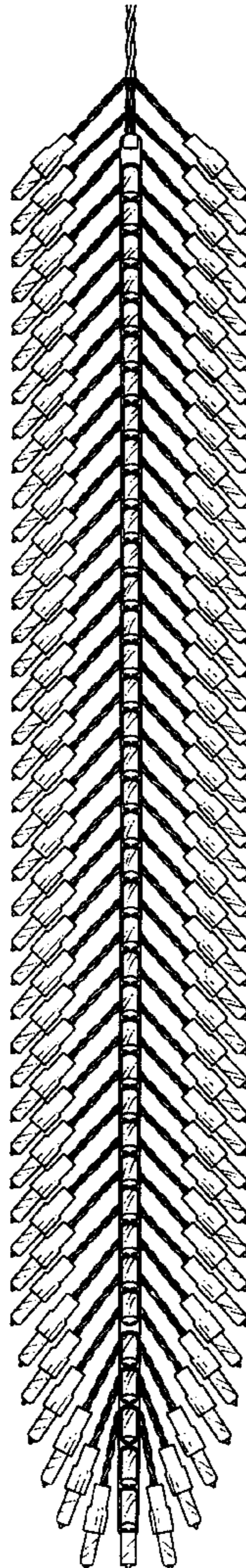
FIG. 3 is a left side view thereof;

FIG. 4 is a right side view thereof;

FIG. 5 is a top plan view thereof; and,

FIG. 6 is a bottom plan view thereof.

**1 Claim, 3 Drawing Sheets**






FIG. 2




FIG. 1



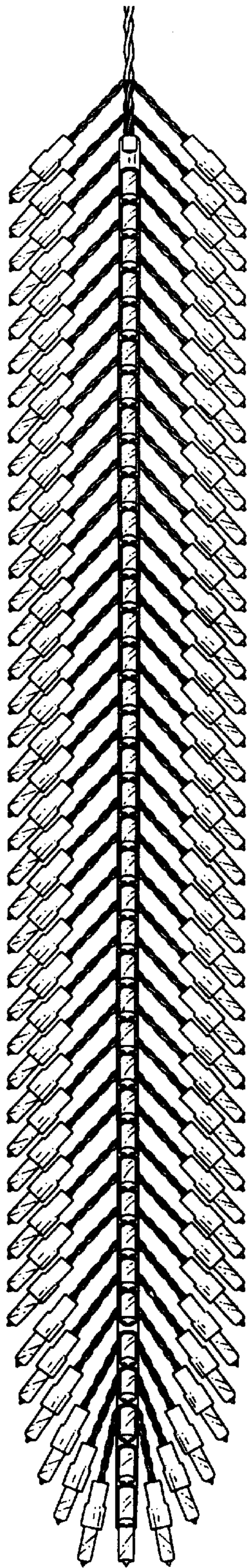


FIG. 3




FIG. 4

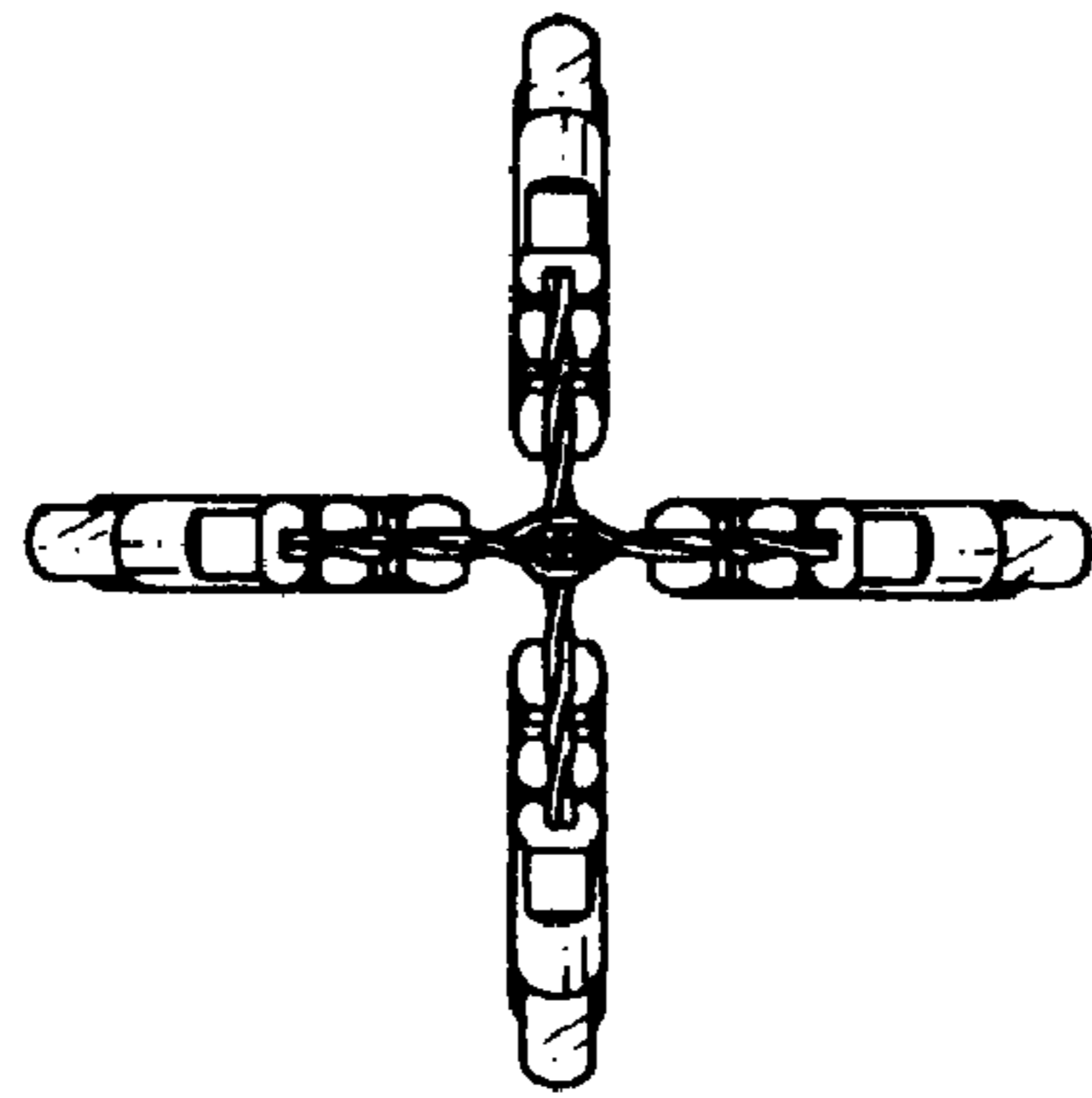


FIG. 5




FIG. 6