



US00D452744B1

(12) **United States Design Patent**
Brown

(10) **Patent No.:** **US D452,744 S**
(45) **Date of Patent:** **** Jan. 1, 2002**

(54) **STEEL GUARD RAIL HIGHWAY BLOCKOUT SAFETY DELINEATOR**

Primary Examiner—Doris Clark

(76) **Inventor:** **James C. Brown**, 2121 Skyhawk Dr.,
Fort Wayne, IN (US) 46815

(**) **Term:** **14 Years**

(57) **CLAIM**

The ornamental design for a steel guard rail highway block-out safety delineator, as shown and described.

(21) **Appl. No.:** **29/142,760**

(22) **Filed:** **Jun. 1, 2001**

DESCRIPTION

(51) **LOC (7) Cl.** **25-99**

(52) **U.S. Cl.** **D25/199**

(58) **Field of Search** 256/13.1, 1, 66;
404/6, 7, 8, 9, 10, 16; D10/113, 111; D25/199,
135, 38, 43, 44, 45, 102

FIG. 1 is a perspective view from the top looking down of a steel guard rail highway blockout safety delineator showing my new design;

FIG. 2 is a side view thereof;

FIG. 3 is a side view thereof;

FIG. 4 is a bottom view thereof;

FIG. 5 is a top view thereof;

FIG. 6 is a front view thereof; and,

FIG. 7 is the rear view.

(56) **References Cited**


U.S. PATENT DOCUMENTS

D382,984 S * 8/1997 Junell D25/135

5,950,992 A * 9/1999 Weid 256/13.1

* cited by examiner

1 Claim, 2 Drawing Sheets



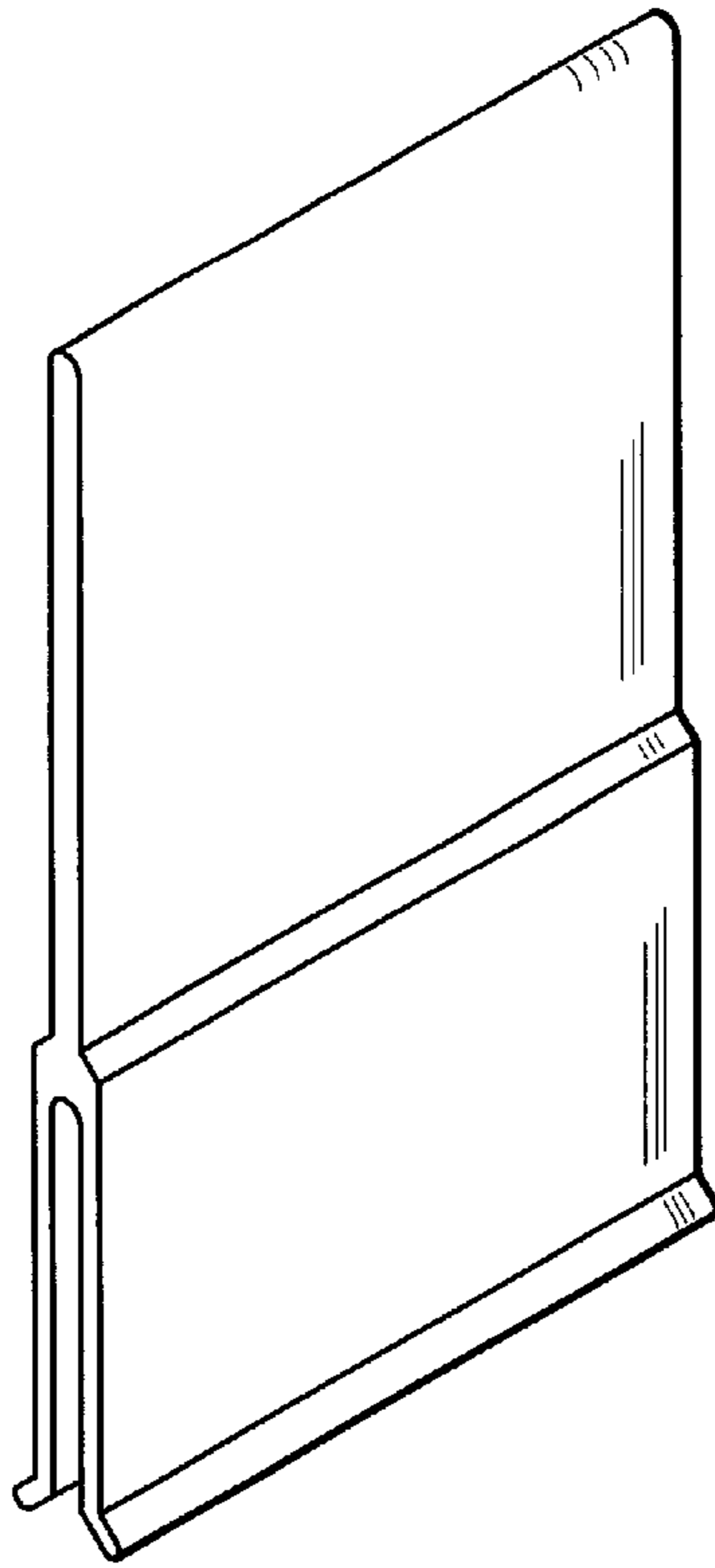


FIG. 1

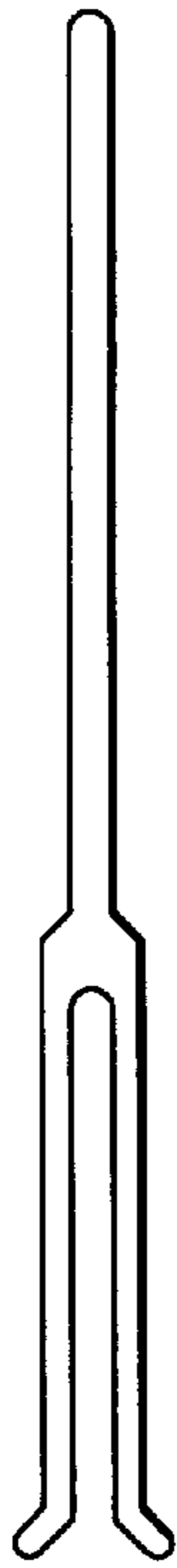


FIG. 2

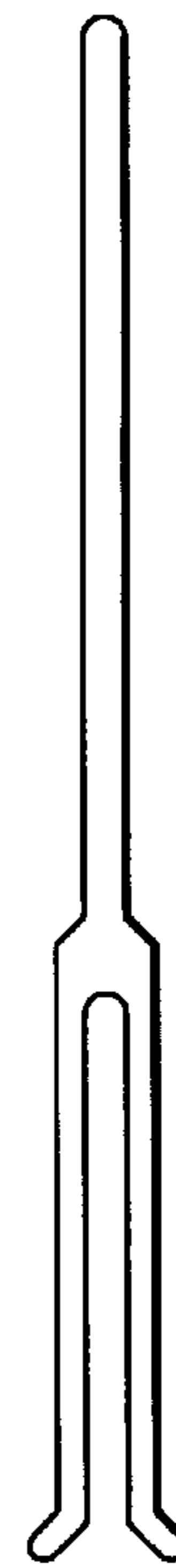


FIG. 3



FIG. 4

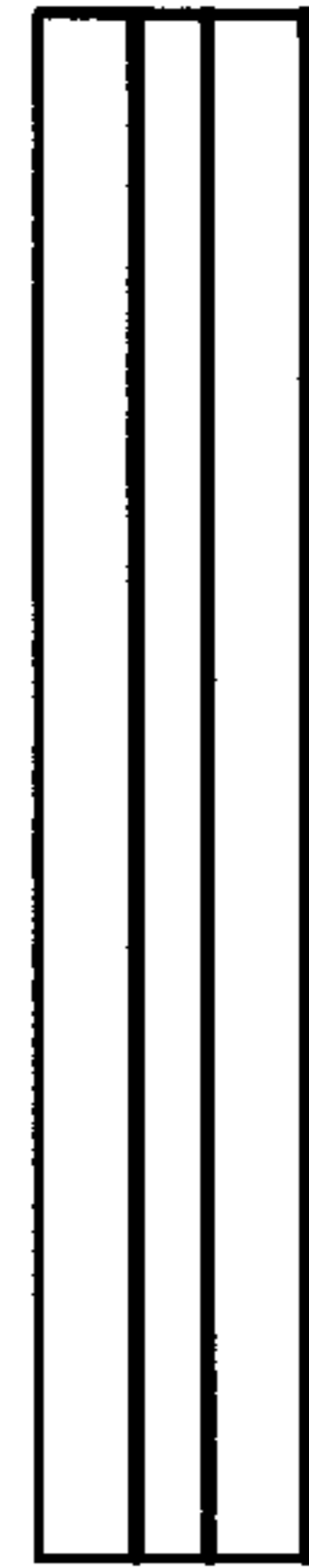


FIG. 5




FIG. 6




FIG. 7